

Start eco Spikelight IP67

START eco Spikelight IP67 360lm 840 WB BLK
0053758



Product features

- Exterior LED spotlight suitable for wall or ground (spike) mounting. Complete with a 1M cable and an IP rated connector, Black aluminium - RAL9005, 360lm, 5W, 72lm/W, 4000K, Beam angle 55°, Driver Current: 200mA, CRI:80+, 220-240V, IP67, IK08, 30.000 hrs (L70:B50), (HxWxD) 255x70x110mm, Class 1, energy class: A++, A+, A



PRODUCT OVERVIEW

IPC Code	0053758
Product name	START eco Spikelight IP67 360lm 840 WB BLK
Technology	LED
Housing	Aluminum
Environment	External
General application	Residential & Consumer
Certifications	EUNEW009
ETIM Class	EC001744
E-number FI	4579452
Fixture luminous flux (lm)	360
Luminaire efficacy (lm/W)	72
Colour temperature (K)	4000
Light colour	Neutral White
CRI (Ra)	80
Colour Variation Initial (SDCM)	6
Beam Angle (°)	55
Photobiological Risk Group	RG1
Total power consumption (W)	5.0
Electrical protection	Class I
Dimmable	No
LED Flickering Rate	Ultra low (5% or less)
Average life (Nominal) (h)	30000
Housing colour	Black - RAL9005
IP rating	IP67
IK rating	IK08
Product EAN number	5410288537580
Lamps	No

DATA TABLE

General data

IPC Code	0053758
Product name	START eco Spikelight IP67 360lm 840 WB BLK

Start eco Spikelight IP67

START eco Spikelight IP67 360lm 840 WB BLK
0053758

Technology	LED
Housing	Aluminum
Environment	External
General application	Residential & Consumer
Operating temperature range (°C)	-20 to +40
Certifications	EUNEW009
ETIM Class	EC001744
E-number FI	4579452

Optical data

Fixture luminous flux (lm)	360
Luminaire efficacy (lm/W)	72
Colour temperature (K)	4000
Colour Code	840
Light colour	Neutral White
CRI (Ra)	80
Colour Variation Initial (SDCM)	6
Beam Angle (°)	55
Distribution type	Symmetric
Photobiological Risk Group	RG1

Electrical data

Total power consumption (W)	5.0
Current (A)	0.04
Mains voltage (V)	220-240V~
Lamp power factor	0.54
THD (at 230 V, 50 Hz, full load, at 100% dimming level) xx.x %	165.0
Electrical protection	Class I
Dimmable	No
Drive current (mA)	200
Inrush Current (A)	10
Inrush Duration (µs)	200
Glow Wire Test (°C)	650
Nominal Frequency (Hz)	50/60Hz
LED Flickering Rate	Ultra low (5% or less)
Max. Luminaires per 10A C Breaker	80
Max. Luminaires per 13A C Breaker	115
Max. Luminaires per 16A C Breaker	125
Max. Luminaires per 20A C Breaker	160

Lifetime data

Lumen maintenance - L70 B50	30000
Lumen maintenance - L80 B50	21000
Lumen maintenance - L80 B20	19000
Lumen maintenance - L80 B10	17000
Lumen maintenance - L90 B50	15000
Lumen maintenance - L90 B20	12000
Lumen maintenance - L90 B10	9000
Average life (Nominal) (h)	30000

Start eco Spikelight IP67

START eco Spikelight IP67 360lm 840 WB BLK
0053758

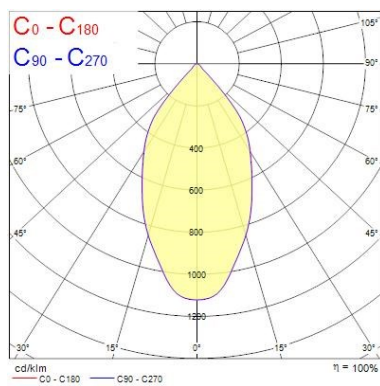
Physical data

Housing colour	Black - RAL9005
IP rating	IP67
IK rating	IK08
Diffuser finish	Clear
Diffuser material	Glass
Nominal Product Length (mm)	110
Nominal Product Width (mm)	70
Nominal Product Height (mm)	255
Nominal Product Diameter (mm)	70
Weight (kg)	0.5

Packaging

Single packaging type	Carton
Product EAN number	5410288537580
Packaging single length / height (cm)	29.5
Packaging single width (cm)	8.0
Packaging single depth (cm)	8.0
DUN14 (outer)	15410288537587
Units per outer package	12
Packaging outer length / height (cm)	34.0
Packaging outer width (cm)	26.0
Packaging outer depth (cm)	31.0

PHOTOMETRY



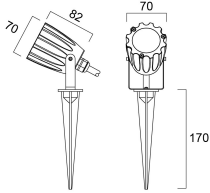
Distance [m]	Cone diameter [m]	E [0°]	E [C90]	E [C0]	Illuminance [lx]
0.5	0.82 0.82	1633	27.4° 985	27.8° 985	
1.0	1.04 1.35	408	27.4° 142	27.8° 141	
1.5	1.56 1.57	180	27.4° 83	27.8° 83	
2.0	2.07 2.39	101	27.4° 58	27.8° 58	
2.5	2.59 2.61	68	27.4° 41	27.8° 41	
3.0	3.11 3.14	45	27.4° 28	27.8° 28	

Distance [m] Cone diameter [m]
— C0 - C180 (Half beam angle: 55.2°)
— C90 - C270 (Half beam angle: 54.8°)

TECHNICAL DRAWINGS

Start eco Spikelight IP67

START eco Spikelight IP67 360lm 840 WB BLK
0053758



SYLVANIA 0053758



This luminaire contains built in LED lamps.



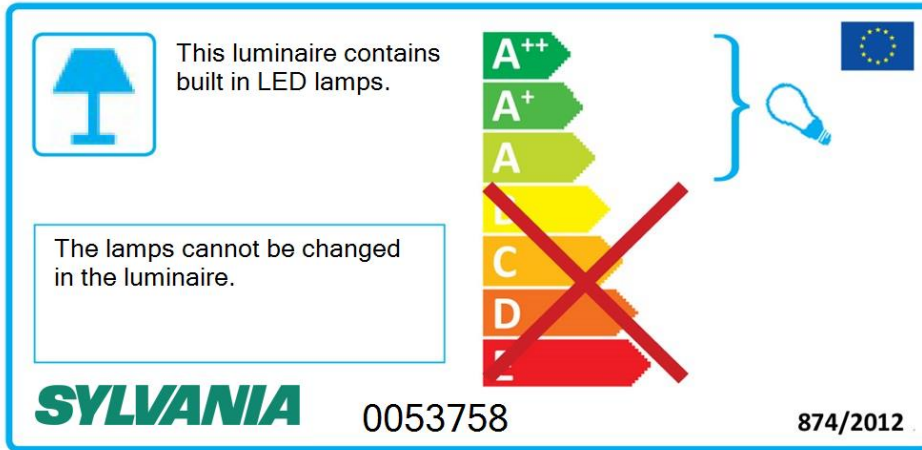
The lamps cannot be changed in the luminaire.

874/2012



Start eco Spikelight IP67

START eco Spikelight IP67 360lm 840 WB BLK
0053758



This luminaire contains built in LED lamps.

The lamps cannot be changed in the luminaire.

SYLVANIA 0053758

874/2012

The image shows a blue-bordered energy label. On the left, there is a blue icon of a lamp. To its right, the text reads 'This luminaire contains built in LED lamps.' Below this, a white box contains the text 'The lamps cannot be changed in the luminaire.' In the center, there is a vertical energy efficiency scale with seven levels: A++ (dark green), A+ (medium green), A (light green), B (yellow-green), C (yellow), D (orange), and E (red). A large red 'X' is drawn over the B, C, D, and E levels. To the right of the scale is a blue bracket and a small blue lightbulb icon. In the top right corner of the label is the European Union flag.