

## START Waterproof Slim

START Waterproof Slim 1200 IP65 4600lm 840

0046031



### Product features

- START Waterproof Slim is a LED integrated polycarbonate housing luminaire with easy to access electrical terminal through bayonet lock end caps and tool-free electrical connection due to push-in terminal. Flexible installation as mounting brackets can be positioned freely on the luminaire. 35W; 4550lm; High efficiency with 130lm/W and 50,000 lifetime. SDCM 6; IP65; IK08; Class I; 1208mm x 63mm x 75mm ,



## PRODUCT OVERVIEW

|                             |  |
|-----------------------------|--|
| IPC Code                    | 0046031                                    |
| Product name                | START Waterproof Slim 1200 IP65 4600lm 840 |
| Technology                  | LED  |
| General application         | Logistics & Industry                       |
| Certifications              | EUNEW009                                   |
| ETIM Class                  | EC002892                                   |
| E-number FI                 | 4309062                                    |
| Fixture luminous flux (lm)  | 4550                                       |
| Luminaire efficacy (lm/W)   | 130  |
| Colour temperature (K)      | 4000                                       |
| CRI (Ra)                    | 80   |
| Photobiological Risk Group  | RG0  |
| Total power consumption (W) | 35   |
| Electrical protection       | Class I                                    |
| LED Flickering Rate         | Medium (21% - 40%)                         |
| IP rating                   | IP65                                       |
| IK rating                   | IK08                                       |
| Product EAN number          | 5410288460314                              |
| Lamps                       | No   |

## DATA TABLE

### General data

|                                  |  |
|----------------------------------|--|
| IPC Code                         | 0046031                                    |
| Product name                     | START Waterproof Slim 1200 IP65 4600lm 840 |
| Technology                       | LED  |
| General application              | Logistics & Industry                       |
| Operating temperature range (°C) | -25°C to +50°C                             |
| Certifications                   | EUNEW009                                   |
| ETIM Class                       | EC002892                                   |
| E-number FI                      | 4309062                                    |

### Optical data

|                            |      |
|----------------------------|------|
| Fixture luminous flux (lm) | 4550 |
| Luminaire efficacy (lm/W)  | 130  |

## START Waterproof Slim

START Waterproof Slim 1200 IP65 4600lm 840

0046031

|                            |      |
|----------------------------|------|
| Colour temperature (K)     | 4000 |
| CRI (Ra)                   | 80   |
| Photobiological Risk Group | RG0  |

### Electrical data

|                             |                    |
|-----------------------------|--------------------|
| Total power consumption (W) | 35                 |
| Mains voltage (V)           | 220-240V~          |
| Lamp power factor           | 0.9                |
| Electrical protection       | Class I            |
| Drive current (mA)          | 290                |
| Inrush Current (A)          | 10.6               |
| Inrush Duration (µs)        | 22                 |
| Nominal Frequency (Hz)      | 50/60Hz            |
| LED Flickering Rate         | Medium (21% - 40%) |

### Lifetime data

|                             |       |
|-----------------------------|-------|
| Lumen maintenance - L70 B50 | 50000 |
|-----------------------------|-------|

### Physical data

|                             |      |
|-----------------------------|------|
| IP rating                   | IP65 |
| IK rating                   | IK08 |
| Nominal Product Length (mm) | 1208 |
| Nominal Product Width (mm)  | 63   |
| Nominal Product Height (mm) | 75   |
| Weight (kg)                 | 1.23 |

### Packaging

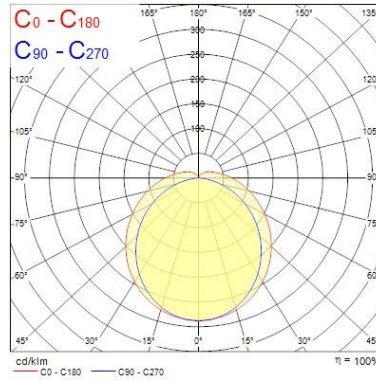
|                                       |                |
|---------------------------------------|----------------|
| Single packaging type                 | Carton         |
| Product EAN number                    | 5410288460314  |
| Packaging single length / height (cm) | 122.2          |
| Packaging single width (cm)           | 7.0            |
| Packaging single depth (cm)           | 8.0            |
| DUN14 (outer)                         | 15410288460311 |
| Units per outer package               | 6              |
| Packaging outer length / height (cm)  | 128.7          |
| Packaging outer width (cm)            | 23.0           |
| Packaging outer depth (cm)            | 18.0           |

## PHOTOMETRY

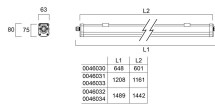
## START Waterproof Slim START Waterproof Slim 1200 IP65 4600lm 840 0046031

| Distance [m] | Cone diameter [m] | illuminance [lx]   |
|--------------|-------------------|--|
| 0.5          | 1.30<br>2.01      | E <sub>0°</sub> 829<br>E <sub>(C90)</sub> 892<br>E <sub>(C0)</sub> 230 |
| 1.0          | 2.61<br>4.03      | E <sub>0°</sub> 1307<br>E <sub>(C90)</sub> 148<br>E <sub>(C0)</sub> 58 |
| 1.5          | 3.91<br>6.04      | E <sub>0°</sub> 551<br>E <sub>(C90)</sub> 98<br>E <sub>(C0)</sub> 28   |
| 2.0          | 5.21<br>8.06      | E <sub>0°</sub> 327<br>E <sub>(C90)</sub> 57<br>E <sub>(C0)</sub> 14   |
| 2.5          | 6.52<br>10.07     | E <sub>0°</sub> 209<br>E <sub>(C90)</sub> 24<br>E <sub>(C0)</sub> 9    |
| 3.0          | 7.82<br>12.09     | E <sub>0°</sub> 145<br>E <sub>(C90)</sub> 16<br>E <sub>(C0)</sub> 6    |

Distance [m]      Cone diameter [m]      illuminance [lx]  
 — C0 - C180 (Half beam angle: 127.2°)  
 — C90 - C270 (Half beam angle: 106.0°)



### TECHNICAL DRAWINGS



**SYLVANIA** 0046031

This luminaire contains built in LED lamps.

A++
A+
A
B
C
D
E

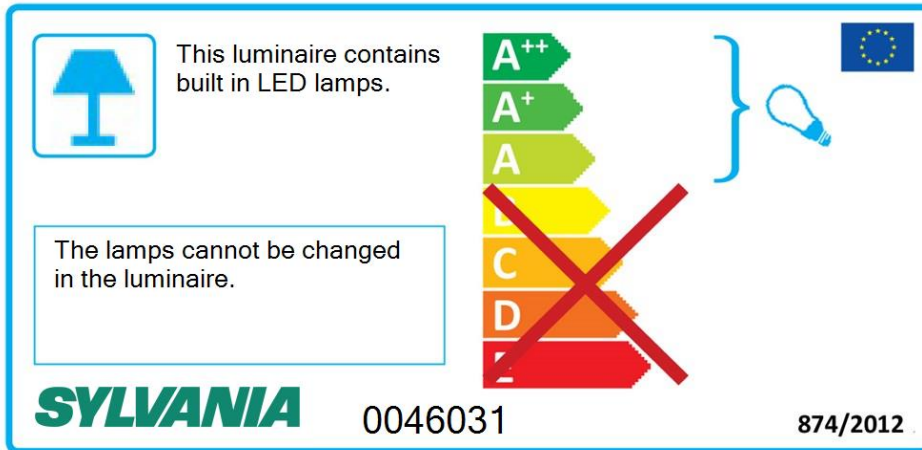
}

The lamps cannot be changed in the luminaire.

874/2012

## START Waterproof Slim

START Waterproof Slim 1200 IP65 4600lm 840  
0046031



This luminaire contains built in LED lamps.

The lamps cannot be changed in the luminaire.

**SYLVANIA** 0046031 874/2012

The label features a vertical energy efficiency scale from A++ (top, green) to F (bottom, red). A large red 'X' is drawn over the scale from level B down to F. To the right of the scale is a blue bracket and a small lightbulb icon. The European Union flag is in the top right corner.