




























Indoor Unit Lineup

Type	Model	15	17	18	22	28	36	45	56	71	80	90	100	112	125	140	160	200	250	280
	(capacity *100)																			
One-way cassette																				
Two-way cassette																				
Compact four-way cassette																				
Four-way cassette																				
Concealed Duct Unit(A5)																				
High Static Pressure Duct																				
																				
																				
Fresh Air processing unit																				
																				
Ceiling & Floor																				
Wall-mounted D Type																				
Wall-mounted S Type																				
Wall-mounted C Type																				
Wall-mounted R Type																				
Floor standing																				
																				
Console																				

Note:
If ODU connect only one IDU, the capacity of IDU should be not more than ODU.
If ODU connect more than one IDU, the capacity of each IDU should be not more than 8kW for refrigerant uniform distribution.
Due to continuous improvement, specifications are subject to change without prior notice.

Control Devices

Type		
Individual Controller	Remote controller	 RM02  RM05  R05  R06  R51  R71
	Wired controller	 KJR-10B  KJR-12B  KJR-29B  KJR-86C  KJR-90A
Centralized Controller	Outdoor controller	 MD-CCM02
	Indoor controller	 MD-CCM03  MD-CCM09  CCM30  KJR-90B
BMS Gateway		 MD-LonGW64/E  GateWay01/E  MD-CCM08/E
Network Control Hardware and Software		 Intelligent Manager of Midea  M-Interface web gateway
Accessories	Alarm Controller	 KJR-32B
	IDU group controller	 KJR-150A
	Hotel card key Interface module	 NIM05
	Digital power ammeter	 NIM06/E
	Especial module	 NIM09
	Infrared sensor module	 NIM09
Note: In mini VRF system, the digital power ammeter should work with NIM06/E.		

Dealer information

Commercial Air Conditioner Business Units
Midea Group

Add: West region of Midea commercial air conditioner department, Industry Avenue,
Beijiao, Shunde, Foshan, Guangdong, P. R. China
Postal code: 528311
Tel: +86-757-22390820 Fax: +86-757-23270470
http://global.midea.com.cn
http://www.midea.com

Note: The data in this book may be changed without notice for further improvement on quality and performance.
Ver.2014.01



COMMERCIAL AIR CONDITIONERS
Full DC Inverter Mini VRF

- 9 models, 7.2~26kW
- Max. quantity of IDU:12
- 120m total pipe length
- 30m level difference between ODU~IDU



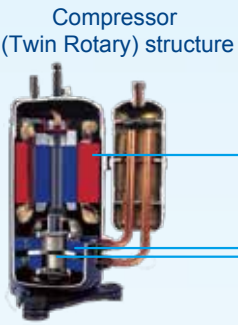
Full DC Inverter



NEW
Fashion Design


High efficiency DC inverter compressor

At the heart of our system is a highly intelligent inverter-driven compressor. This advanced technology enables the output of the outdoor unit to be modulated by the cooling or heating demands of the zone that it controls. This advanced system ensures precise temperature regulation and highly efficient energy usage, making a significant contribution to the limiting the impact on the environment.



- Highly Efficient DC Motor:**
 - Creative motor core design
 - High density neodymium magnet
 - Concentrated type stator
 - Wider operating frequency range
- Better balance and Extremely Low Vibration:**
 - Twin eccentric cams
 - 2 balance weights
- Highly Stable Moving Parts:**
 - Optimal material matching rollers and vanes
 - Optimize compressor drive technology
 - Highly robust bearings
 - Compact structure

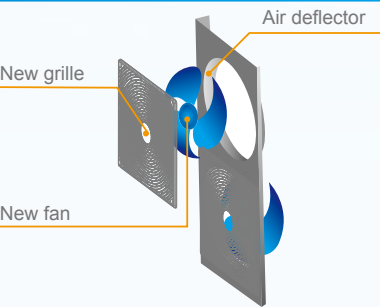
High performance heat exchanger



The new designed window fins enlarge the heat-exchanging area , decrease the air resistance, save more power and enhance heat exchange performance. Hydrophilic film fins and inner-threaded copper pipes optimize heat exchange efficiency.

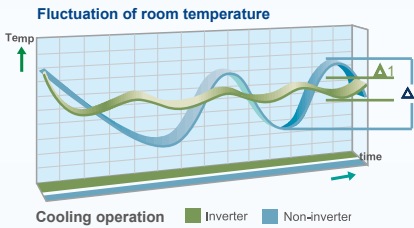
Low-operating sound design

High efficiency and low noise DC fan motor,optimally design fan shape and new designed discharge air grille and air deflector, making higher air volume and lower operation sound.



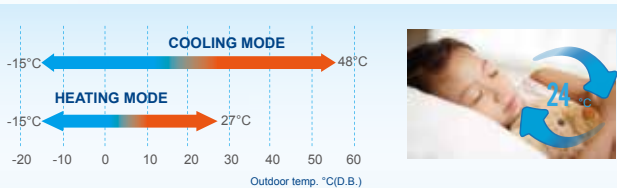
Quick warm-up & cool-down design

Utilizing the inverter compressor benefits, the system can reach full load quickly and shorten warm-up or cool-down time for an immediate comfortable air solution. Less temperature fluctuation will create a better living environment.

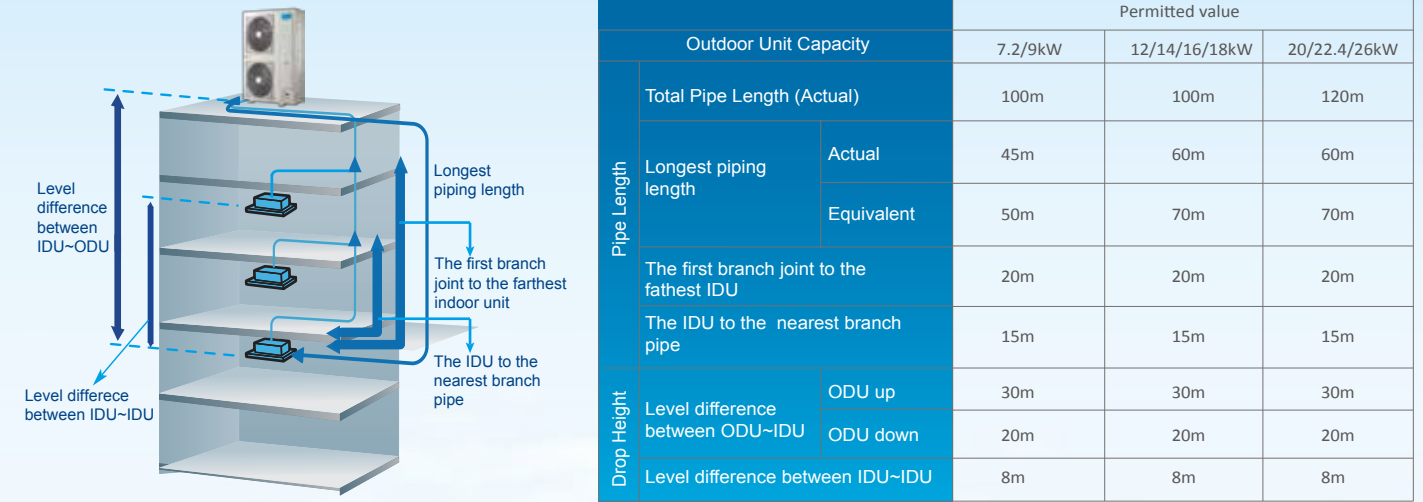


Wide operation temperature range

No matter in extremely cold winter when outdoor temperature gets as low as -15°C or in hot summer when temperature is up to 48°C, the Mini VRF system will keep stable performance.

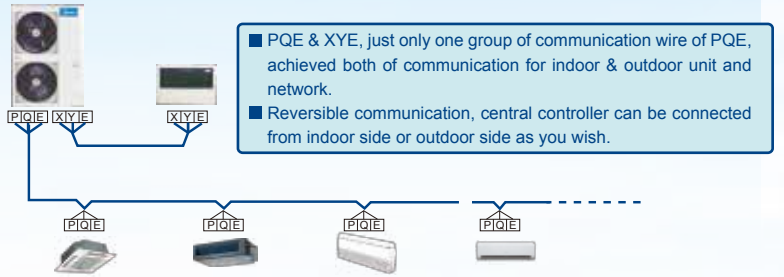


Flexible piping design



Simple signal line connection

Installation is much easier as the communication wiring between indoor & outdoor units can be shared. It's easy for the user to retrofit the existing system with a centralized control by simply connecting to the outdoor units.



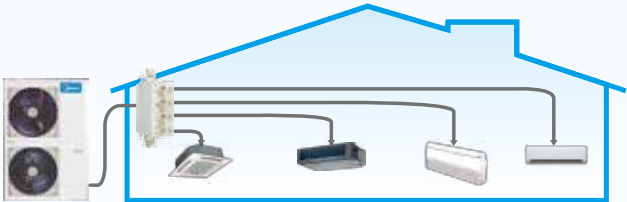
Auto address setting function

The addresses of indoor units can be set automatically by outdoor unit. Wired controller and wireless controller can enquire and modify the address of each indoor units .



Flexible indoor units connection

The Mini VRF with intelligent control gives you independent zoning control with maximum flexibility. A single outdoor unit supports up to 12 indoor units, freeing up considerable space outside. Use your backyard more wisely with much more space available created by less number of outdoor units.



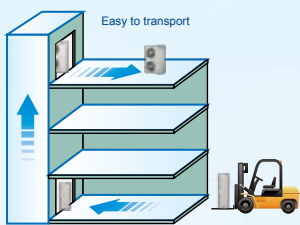
Easy maintenance

Forced cooling button makes outdoor unit run in cooling mode at any condition, so it is very easy for you to charge refrigerant to the system when it need to be done. The self-diagnosis function detects malfunctions in major locations in the system and displays the type of malfunction and location. This allows service and maintenance to be performed more efficiently.



Easy installation

The Mini VRF can be transported by elevator which makes installation dramatically easy, and effectively reduces time and labor thanks to the small size.



Space saving

The Mini VRF units are more compact, resulting in significant savings in installation space. It is particularly suitable for small offices, villas, shops, etc.



Specifications

Model			MDV-V80W/DN1	MDV-V105W/DN1	MDV-V120W/DN1	MDV-V140W/DN1	MDV-V160W/DN1(B)
Power source		V-Ph-Hz	220 ~ 240V-1N-50Hz		220 ~ 240V-1N-50Hz		
Model			/	/	MDV-V120W/DRN1	MDV-V140W/DRN1	MDV-V160W/DRN1
Power source		V-Ph-Hz	/	/	380 ~ 415V-3N-50Hz		
Cooling mode*	Capacity	kW / Btu/h	1.5~8.0(5119~27303)	2.0~10.0(6826~34130)	12.3/42000	14.0/47800	15.5/52900
	Power input	kW	2.05	2.68	3.25	3.95	4.52
	EER	kW/kW	3.9	3.92	3.78	3.54	3.43
	Capacity	kW / Btu/h	1.6~8.4(5460~28666)	2.1~10.5(7167~35836)	13.2/45000	15.4/52500	17.0/58000
Heating mode**	Power input	kW	2.24	2.90	3.47	4.16	4.77
	COP	kW/kW	4.02	3.97	3.80	3.70	3.56
	Sound pressure level***	dB(A)	56	57	57	57	57
Outdoor air flow		m³/h (CFM)	3600(2120)	5100(3000)	6000(3531)		
Max. quantity of indoor unit			4	5	6	6	7
Net dimension		W×H×D mm	990×966×336		900×1327×320		
Packing size		W×H×D mm	1120×1100×435		1030×1456×435		
Outdoor unit weight	Net(220V/380V)	kg	62/-	74/-	95/95	95/95	100/102
	Gross(220V/380V)	kg	67/-	81/-	106/106	106/106	111/113
Refrigerant piping		Liquid/Gas side mm	Φ9.53/Φ15.9				
Connecting wiring	Power wiring(220V)	mm ²	3 core × 4.0			3 core × 4.0	
	Power wiring(380V)	mm ²	/			5 core × 2.5	
	Signal wiring	mm ²	3 core shielded wire ×0.75				
Charged refrigerant type and volume		kg	R410A/2.8kg	R410A/3.0kg	R410A/3.3kg	R410A/3.9kg	R410A/3.9kg

Model			MDV-V180W/DN1	/	/	/
Power source		V-Ph-Hz	220~240V-1N-50Hz	/	/	/
Model			MDV-V180W/DRN1	MDV-V200W/DRN1	MDV-V224W/DRN1	MDV-V260W/DRN1
Power source		V-Ph-Hz	380~415V-3N-50Hz	380~415V-3N-50Hz		
Cooling mode*	Capacity	kW / Btu/h	17.5/59700	20.0/68260	22.4/76450	26.0/88737
	Power input	kW	5.3	6.1	6.8	7.6
	EER	kW/kW	3.3	3.28	3.29	3.42
Heating mode**	Capacity	kW / Btu/h	19.0/64800	22.0/75085	24.5/83618	28.5/97270
	Power input	kW	5	6.1	5.9	6.8
	COP	kW/kW	3.8	3.61	4.15	4.19
Sound pressure level***		dB(A)	59	59	59	60
Outdoor air flow		m³/h(CFM)	6800(4000)	10999(6480)	10494(6180)	10494(6180)
Max. quantity of indoor unit			9	10	11	12
Net dimension	W×H×D	mm	900×1327×3201120×1558×400			
Packing size	W×H×D	mm	1030×1456×4351270×1575×480			
Outdoor unit weight(Net/Gross)		kg	107/118	137/153	146.5/162.5	147/163
Refrigerant piping	Liquid/Gas side	mm	Φ9.53/Φ19.1			Φ9.53/Φ22.2
Connecting wiring	Power wiring	mm	5 core × 2.55 core × 6.0			
	Signal wiring	mm	3 core shielded wire ×0.75			
Charged refrigerant type and volume		kg	R410A/4.5kg	R410A/4.8kg	R410A/6.2kg	R410A/6.2kg

- Note:
- The cooling conditions: indoor temp.: 27°CDB (80.6°F), 19°CWB (66.2°F) outdoor temp.: 35°CDB (95°F), 24°CWB (75.2°F) equivalent pipe length: 5m drop length: 0m.
 - The heating conditions: indoor temp.: 20°CDB (68°F), 15°CWB (59°F) outdoor temp.: 7°CDB (44.6°F), 6°CWB (42.8°F) equivalent pipe length: 5m drop length: 0m.
 - Sound level: Anechoic chamber conversion value, measured at a point 1 m in front of the unit at a height of 1m(0.9m for 80model, 1m for 105 model, 1.2m for 120~180 model, 1.3m for 20~26 model).
 - The above data may be changed without notice for future improvement on quality and performance.