

Technical data sheet

Type 297D Non-return valve System TJO

Applications and special features



- Operation in any position
- Reliable, robust, simple
- Minimum head loss
- Closing system : tripod formation with hydraulic profile with release spring
- Sealing ensured by a pliable O-ring on a rigid seat
- Long axial guiding
- O-ring seal FKM

Technical description

DN	PFA		PS in bar				Cat.	References	Vvs-nr
	"	mm	L1	L2	G1	G2			
3/8	12	10	10	10	10	10	3.3	149B 3359	
1/2	15	10	10	10	10	10	3.3	149B 3360	
3/4	20	10	10	10	10	10	3.3	149B 3361	
1	25	10	10	10	10	10	3.3	149B 3362	

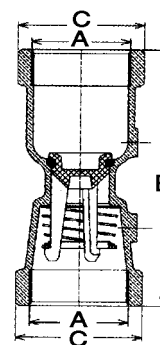
Important notice :

The indicated pressure for the different categories of fluids (L1/L2/G1/G2) is under no condition a guarantee of use. Therefore, it is essential to validate the use of products under given operating conditions.

- **Connection** : Female/Female (BSP).
- **Permissible operating pressure PFA - water-** (for supply, distribution and disposal of water) : See table
- **Maximum permissible pressure PS - other mediums:** See table
- **θ** Mini. -10 °C
Maxi. 80 °C
- **Mediums** : Hydrocarbons, clear liquids, gas
- **Approvals** :
 - **Normes construction internationales** :
Directive 97/23/CE
Thread connection NF E 03-005 ISO 228

Overall dimensions

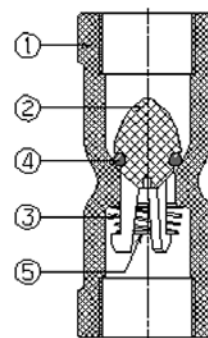
	A	B	C	Weight
"	mm	mm	mm	kg
3/8	12/17	54	23	0,018
1/2	15/21	66	28	0,030
3/4	20/27	80	34	0,043
1	26/34	100	44	0,075



Technical data sheet Type 297D - Non-return valve

Spare parts list and materials

Nb	Description	Materials	EURO	ANSI
1	CASING	POM (polyacetal)		
2	CLOSING SYSTEM DN 3/8"-1/2"	PA (polyamid)		
	DN 3/4"-1"	POM (polyacetal)		
3	SPRING	Stainless steel	X10CrNi18-8	AISI 302
4	SEAL	FKM		
5	RING (from 1")	POM (polyacetal)		

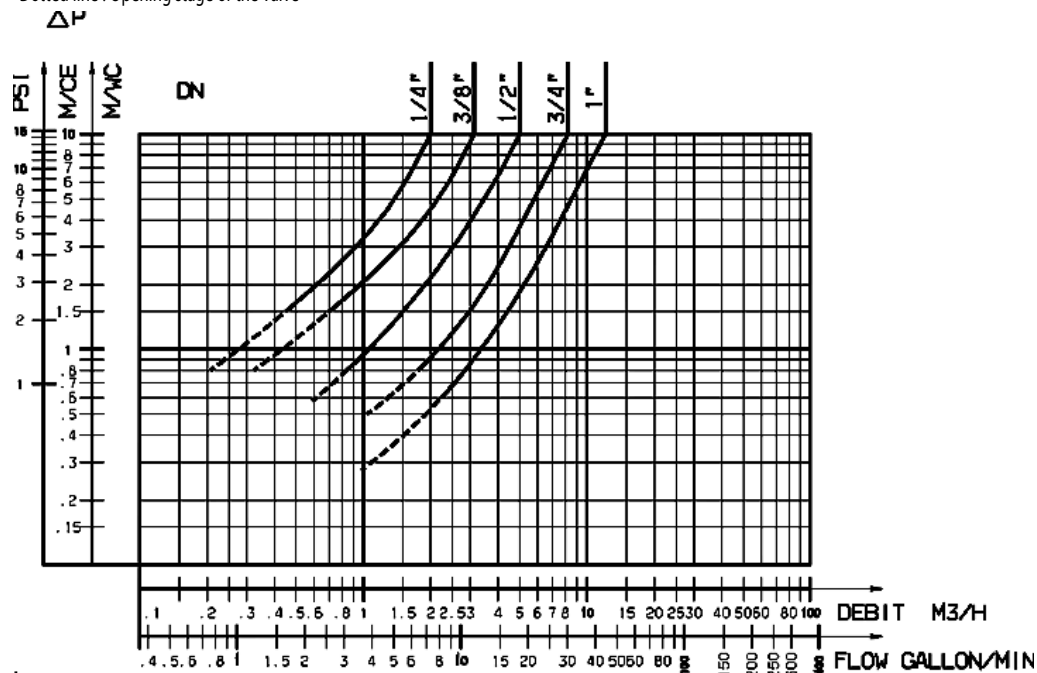


Working principle

DN		Opening pressure in mm/WC	Kv	ζ
"	mm			
3/8	12	 Between 100 and 250	3,13	1,6
1/2	15		5,00	3,1
3/4	20		8,23	3,7
1	25		12,07	4,2

Direction for use :

- Solid line : Valve completely open
- Dotted line : Opening stage of the valve



Socla can accept no responsibility for possible errors in catalogue, brochures and other printed material. Socla reserve the right to alter its products without notice. This also applies to products already agreed. All trademarks in this material are the property of the respective companies. All right reserved.

Socla SAS

365 rue du lieutenant Putier
71530 VIREY LE GRAND
Postal address : BP 10273
71107 CHALON SUR SAONE Cedex

Tel : 33 3 85 97 42 52
Fax : 33 3 85 97 97 42
<http://www.socla.com>
e-mail: commerfr@socla.com