

# Gebwell G-Energy® accumulators

– for heating optimisation

In water-circulating heating systems, the heat generated by the heating device is stored in energy accumulators to be used for the heating of the building and domestic water. The Gebwell G-Energy energy accumulator is a Finnish product, manufactured by experts of the heating sector at the Leppävirta factory.

Our generous product range offers models to be used with different heating methods. The G-Energy energy accumulator enables the parallel use of different heating systems. Our accumulators can be connected to underfloor or radiator heating systems. G-Energy accumulators are available for both single-family houses and large properties. Our range of models includes accumulators with 501L, 1000L, 2000L, 3000L, 4000L and 5000L capacities.

## Easy to handle

Thanks to the steel frame on the bottom of the accumulator, the Gebwell accumulator is easy to transport, haul and install, regardless of model or size. The accumulators have detachable insulation, which makes it easy to carry them to confined spaces without needing to remove doorframes. Depending on the size of the accumulator, the detachable insulation comes in 3- 5 loose segments. For example, the 1000L accumulator has a diameter of 850mm without insulation. The insulation segments are attached to each other with quick latches, which makes it easy to remove or install them. The accumulator's connections do not reside inside the insulation; to facilitate pipe installations, the connections extend to the insulation surface level. Levelling feet (adjustment tolerance 0-60 mm) allow the accumulator to be easily set to stand vertically even on an uneven surface.

## High quality and long life-cycle

The Gebwell factory in Leppävirta employs strict quality controls. Robot welding ensures first-grade welding and even quality. The tanks are made out of steel, primed, and pressure tested using water. The insulation material in the accumulators is pressure cast polyurethane, which has extremely good thermal insulation capacity and minimal thermal loss. The insulation is made of closed-cell urethane, and the surface plate of the insulation segments is a painted steel plate covered with a protective membrane. Shape wise, Gebwell's vertical cylindrical accumulator provides the best thermal option. Ease of use has also been taken into consideration in the design of connections. The drain connection located at the front of the accumulator makes it easy to drain the accumulator.

## Sufficient fresh water

Using an energy accumulator is an ecological and economic way to produce a comfortable, even room temperature and sufficient hot water. The hot water accumulator stores and distributes the heat produced by heating systems, which is then used to heat the property and domestic hot water. In Gebwell accumulators, domestic water is heated in a copper coil, which offers a quick turnover of water. The coil distributes water in an energy-efficient manner ensuring freshness. Coils are ordered separately for accumulators with the exception of G-Energy Coil hot water heater, which comes with coils ready installed.



## The suitability of accumulators for different heating systems



Wood



Oil



Pellet



Solar




Geothermal heat



Cooling



Detachable insulation



## G-Energy EV energy accumulator

G-Energy EV is an accumulator that can be used with, e.g., wood, pellet, oil along other water-circulating heating systems.

The accumulator has four heater connections that can be equipped with electric heaters, which will take care of heating water in case the heating system switches off or a fault occurs.

The G-Energy EV accumulator has two coil flanges: the upper flange enables the installation of a domestic hot water coil, and the lower one the installation of a domestic water preheating coil or, for instance, a solar power or other charging coil. The lower charging connections of the accumulator include guide pipes to generate the right kind of heat layering. Coils are to be ordered separately.

The G-Energy EV accumulator comes with a 501L, 1000L, 2000L, 3000L, 4000L or 5000L capacity.


The accumulator tank is made out of steel, primed, and pressure tested. The accumulator insulation is made out of pressure cast closed-cell polyurethane, which has extremely good thermal insulation capacity and minimal thermal loss. As standard, the insulation is made out of detachable segments, which are easy to detach and reattach. The outer surface of the insulation segments is made out of painted steel plate with a protective coating.

The steel framework on the base of the accumulator makes hauling easier. 1,000-litre accumulators are also available in a low-height model. In the model, the steel framework on the base of the accumulator has two parts; the lower section can be removed before installation. The low-height model is 2,000 mm tall with the insulation in place, and 1,980 mm with the insulation detached.

The accumulator has levelling feet with a 60 mm adjustment tolerance that makes it easy to set the accumulator to stand vertically.

### Accumulator connections and connection sizes

- |                          |                                  |
|--------------------------|----------------------------------|
| 1. Coil flange, Ø 200mm  | 4. Heater, R2"                   |
| 2. Charging/heating, R2" | 5. Drainage, R1"                 |
| 3. Venting, R1"          | 6. Measurement, R1/2"            |
|                          | the lowermost in front R1" (5/6) |



Model		G-Energy EV 501	G-Energy EV 1000	G-Energy EV 2000	G-Energy EV 3000	G-Energy EV 4000	G-Energy EV 5000
GTIN number (64158...)	standard	52380271	52380288	52380295	52380301	52380318	52380325
	low-height		52380790				
Tank capacity	L	501	1000	2000	3000	4000	5000
Height	standard	mm* **	2130 / 2150	2200 / 2250	2350 / 2400	2400 / 2450	2500 / 2550
Height	low-height	mm* **	1980 / 2000				
Diameter		mm**	850 / 1030	1200 / 1380	1400 / 1580	1600 / 1780	1800 / 1980
Tilt measurement	standard	mm***	2100	2300	2450	2600	2700
Tilt measurement	low-height	mm***	2100				
Weight, kg	kg	180	260	400	470	620	690
Connection sizes, #2		2"	2"	2"	2"	2"	2"
Max coil size		LK45	LK55	LK90	LK90	LK90	LK90
Number of heater connections	pc	4	4	4	4	4	4
Max heater capacity	kW	12	12	12	12	12	12
Max temperature	°C	110	110	110	110	110	110
Max operating pressure	bar	3	3	3	3	3	3

\* +Levelling feet 0-60mm \*\* Measurements: insulation removed/installed (insulation thickness 90mm) \*\*\* Tilt measurement with insulation detached

## G-Energy Buffer Tank

G-Energy buffer tanks can be used to increase the water capacity of a heating system.

A higher capacity ensures a steady and sufficient flow and improves the operation and efficiency of the heat pump. A greater water capacity also extends the duty cycles and, simultaneously, the life cycle of the compressor.

G-Energy buffer tanks are available as 501L and 1000L models, with DN50 and DN65 connections and 3 or 6 bar pressure classes.

The accumulator tank is made out of steel, primed, and pressure tested. The accumulator insulation is made out of pressure cast closed-cell polyurethane, which has extremely good thermal insulation capacity and minimal thermal loss. As standard, the insulation is made out of detachable segments, which are easy to detach and reattach. The outer surface of the insulation segments is made out of painted steel plate with a protective coating.


The steel framework on the base of the accumulator makes hauling easier. 1,000-litre accumulators are also available in a low-height model. In the model, the steel framework on the base of the accumulator has two parts; the lower section can be removed before installation. The low-height model is 2,000 mm tall with the insulation in place, and 1,980 mm with the insulation detached.

The accumulator has levelling feet with a 60 mm adjustment tolerance that makes it easy to set the accumulator to stand vertically.



### Tank connections and connection sizes

1. Charging/heating, R2" / DN65
2. Measurement, R1/2"
3. Venting, R2"
4. Drainage, R1"



Model		Buffer Tank 501L 3 bar DN50	Buffer Tank 501L 3 bar DN65	Buffer Tank 501L 6 bar DN50	Buffer Tank 501L 6 bar DN65	Buffer Tank 1000L 3 bar DN50	Buffer Tank 1000L 3 bar DN65	Buffer Tank 1000L 6 bar DN50	Buffer Tank 1000L 6 bar DN65
GTIN number (64158...)	standard	53623896	53623902	53623919	53623926	53623940	53623957	53623964	53623971
	low-height					53626071	53626088	53626095	53626101
Tank capacity	L	501	501	501	501	1000	1000	1000	1000
Height	standard	mm***	2010 / 2030	2010 / 2030	2010 / 2030	2130 / 2150	2130 / 2150	2130 / 2150	2130 / 2150
Height	low-height					1980 / 2000	1980 / 2000	1980 / 2000	1980 / 2000
Diameter	mm**	600 / 780	600 / 780	600 / 780	600 / 780	850 / 1030	850 / 1030	850 / 1030	850 / 1030
Tilt measurement	standard	mm***	2100	2100	2100	2200	2200	2200	2200
Tilt measurement	low-height	mm***				2100	2100	2100	2100
Weight, kg	kg	180	180	180	180	260	260	260	260
Connection sizes, #1		2"	DN65	2"	DN65	2"	DN65	2"	DN65
Max temperature	°C	110	110	110	110	110	110	110	110
Max operating pressure	bar	3	3	6	6	3	3	6	6

\* +Levelling feet 0-60mm \*\* Measurements: insulation removed/installed (insulation thickness 90mm) \*\*\* Tilt measurement with insulation detached

## G-Energy SV Buffer Tank

A buffer tank with three connections for electric heaters.

According to need, the tank is equipped with electric heaters to ensure sufficient heating and domestic hot water. Equipping the tank with electric heaters enables, for instance, a wood-heated house to be heated with electricity during a holiday trip.


The accumulator tank is made out of steel, primed, and pressure tested. The accumulator insulation is made out of pressure cast closed-cell polyurethane, which has extremely good thermal insulation capacity and minimal thermal loss. As standard, the insulation is made out of detachable segments, which are easy to detach and reattach. The outer surface of the insulation segments is made out of painted steel plate with a protective coating.

The steel framework on the base of the accumulator makes hauling easier. 1,000-litre accumulators are also available in a low-height model. In the model, the steel framework on the base of the accumulator has two parts; the lower section can be removed before installation. The low-height model is 2,000 mm tall with the insulation in place, and 1,980 mm with the insulation detached.



### Tank connections and connection sizes

1. Charging/heating, R2"
2. Measurement, R1/2"  
the lowermost on side R1" (2/4)
3. Venting, R2"
4. Drainage, R1"
5. Heater, R2"



Model		SV Buffer Tank 501 L	SV Buffer Tank 1000 L
GTIN number	standard model	6415853623933	6415853626026
	low-height model		6415853626118
Tank capacity	L	501	1000
Height standard	mm* **	2010 / 2050	2130 / 2150
Height low-height			1980 / 2000
Diameter	mm**	600 / 780	850 / 1030
Tilt measurement standard	mm***	2100	2200
Tilt measurement low-height	mm***		2100
Weight, kg	kg	180	260
Connection sizes, #1		2"	2"
Number of heater connections	pc	3	3
Max temperature	°C	110	110
Max operating pressure	bar	3	3

\* +Levelling feet 0-60mm \*\* Measurements: insulation removed/installed (insulation thickness 90mm) \*\*\* Tilt measurement with insulation detached

## G-Energy PW Buffer Tank

G-Energy PW buffer tanks are suitable for domestic water preheating and heating system buffer tanks.

Buffer tanks reduce the number of start-up times of heating equipment, such as heat pump compressors. In properties with a heat pump, the preheating of domestic water enables the domestic hot water to be heated more energy efficiently and improves the sufficiency of domestic hot water. The G-Energy PW buffer tank includes two flanges domestic hot water preheating coils. Coils are to be ordered separately.


The accumulator tank is made out of steel, primed, and pressure tested. The accumulator insulation is made out of pressure cast closed-cell polyurethane, which has extremely good thermal insulation capacity and minimal thermal loss. As standard, the insulation is made out of detachable segments, which are easy to detach and reattach. The outer surface of the insulation segments is made out of painted steel plate with a protective coating.

The steel framework on the base of the accumulator makes hauling easier. 1,000-litre accumulators are also available in a low-height model. In the model, the steel framework on the base of the accumulator has two parts; the lower section can be removed before installation. The low-height model is 2,000 mm tall with the insulation in place, and 1,980 mm with the insulation detached.



### Accumulator connections and connection sizes

- |                                 |                         |
|---------------------------------|-------------------------|
| 1. Charging/heating, R2"        | 4. Drainage, R1"        |
| 2. Measurement, R1/2"           | 5. Heater, R2"          |
| the lowermost on side R1" (2/4) | 6. Coil flange, Ø 200mm |
| 3. Venting, R2"                 |                         |



Model		PW Buffer Tank 501L 3 BAR	PW Buffer Tank 501L 6 BAR	PW Buffer Tank 1000L 3 BAR	PW Buffer Tank 1000L 6 BAR
GTIN number	standard	6415853623841	6415853623858	6415853623865	6415853623872
	low-height			6415853626057	6415853626064
Tank capacity	L	501	501	1000	1000
Height	standard	mm* **	2010 / 2030	2130 / 2150	2130 / 2150
Height	low-height	mm* **		1980 / 2000	1980 / 2000
Diameter	mm**	600 / 780	600 / 780	850 / 1030	850 / 1030
Tilt measurement	standard	mm***	2100	2200	2200
Tilt measurement	low-height	mm***		2100	2100
Weight, kg	kg	200	200	280	280
Connection sizes, #1		2"	2"	2"	2"
Max coil size		LK45	LK45	LK55	LK55
Number of heater connections	pc	3	3	3	3
Max Heater capacity	kW	12	12	12	12
Max temperature	°C	110	110	110	110
Max operating pressure	bar	3	6	3	6

\* +Levelling feet 0-60mm \*\* Measurements: insulation removed/installed (insulation thickness 90mm) \*\*\* Tilt measurement with insulation detached

## G-Energy 300 Buffer Tank

Our buffer tank range also includes a module-sized 300L buffer tank.

Buffer tanks even out the starting intervals of heating equipment and so improve the equipment's durability, e.g., a buffer tank can reduce the number of times a heat pump's compressors need to be started.

The accumulator tank is made out of stainless steel, and the surface plate is a powder coated steel plate. The insulation used in the water heater consists of 100 mm thick pressure cast CFC-free polyurethane.

The polyurethane fills the space between the surface plates and the water tank completely, which gives it an extremely good thermal insulation capacity. This means that the energy efficiency of the equipment is first-rate.

The pressure cast polyurethane also acts as the accumulator's frame, making it sturdy. The levelling feet on the base make installation easy.



### Tank connections and connection sizes

1. Charging/heating, R2"
2. Measurement, Ø 10mm



Model		Buffer Tank 300L
GTIN number		6415853623889
Tank capacity	L	275
Height	mm*	1890
Width	mm	595
Depth	mm	595
Tilt measurement	mm	2000
Weight, kg	kg	90
Connection sizes, #1		2"
Max temperature	°C	110
Max operating pressure	bar	10

\* + Levelling feet 0-60 mm

## G-Energy Cooling Buffer Tank

G-Energy Cooling is a buffer tank developed for cooling systems.

G-Energy Cooling can be used as a buffer tank for, e.g., water coolers and other mechanical cooling systems. Buffer tanks even out the conditions between the start-up times of cooling equipment and reduce the number of times compressors need to be started.

The G-Energy Cooling buffer tank is available as 501L, 1000L and 2000L models and in 3 or 6 bar pressure classes.

The buffer tank is made out of steel, primed, and pressure tested.

The steel framework on the base of the accumulator makes hauling easier. 1,000-litre accumulators are also available in a low-height model. A buffer tank has a 19mm cellular rubber insulation.

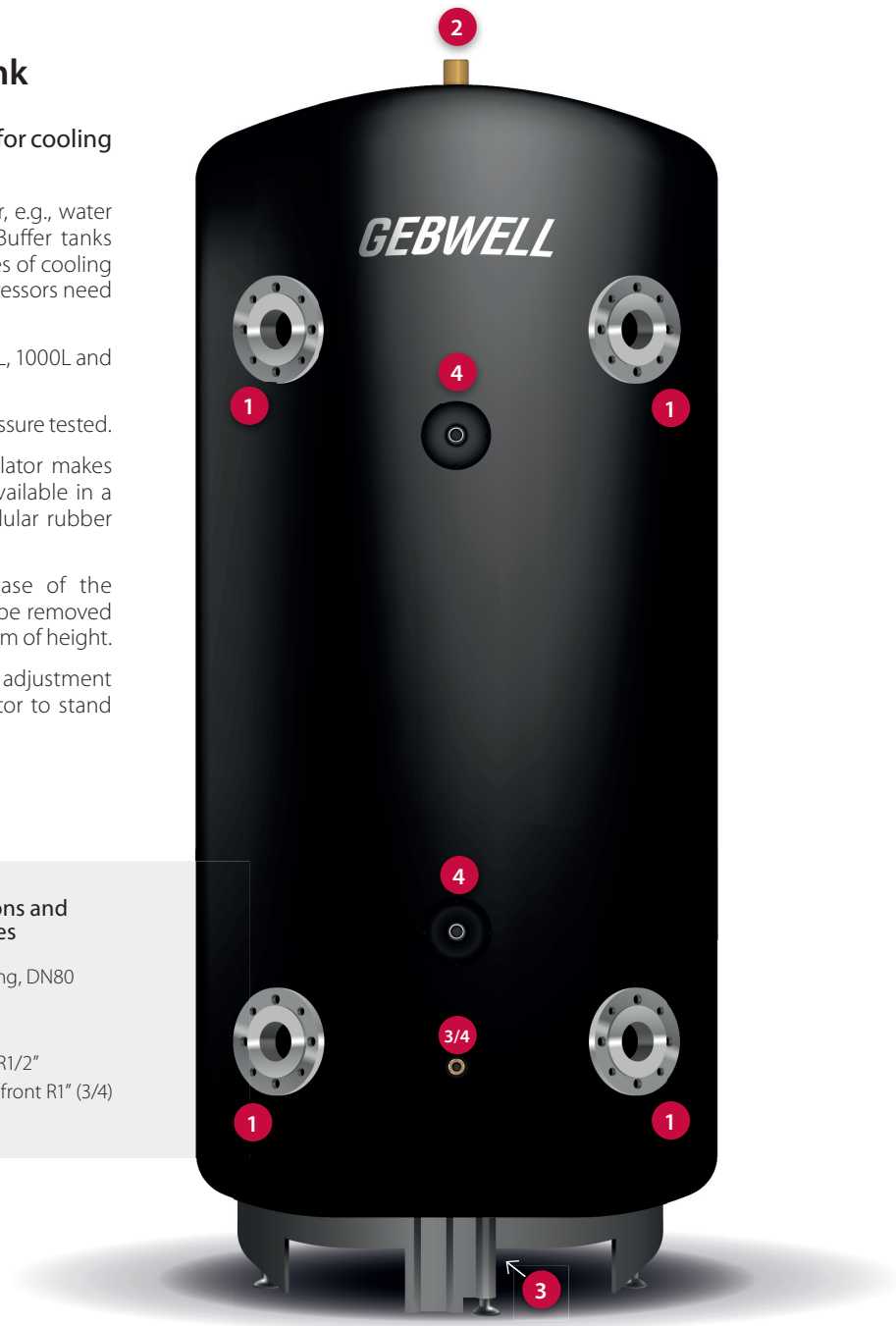
In the model, the steel framework on the base of the accumulator has two parts; the lower section can be removed before installation. The low-height model is 1,980 mm of height.

The accumulator has levelling feet with a 60 mm adjustment tolerance that makes it easy to set the accumulator to stand vertically.



### Tank connections and connection sizes

1. Charging/cooling, DN80
2. Venting, R1"
3. Drainage, R1"
4. Measurement, R1/2"  
the lowermost in front R1" (3/4)



Model		Cooling 501 3 BAR	Cooling 501 6 BAR	Cooling 1000 3 BAR	Cooling 1000 6 BAR	Cooling 2000 3 BAR	Cooling 2000 6 BAR
GTIN number (64158...)		52380714	52380721	52380738	52380745	52380752	52380769
Tank capacity	L	501	501	1000	1000	2000	2000
Height	mm*	2010	2010	2130	2130	2200	2200
Diameter	mm	640	640	890	890	1240	1240
Tilt measurement	mm	2100	2100	2200	2200	2300	2300
Weight, kg	kg	180	180	260	260	400	400
Connection sizes #1	DN	DN80	DN80	DN80	DN80	DN80	DN80
Material		steel	steel	steel	steel	steel	steel
Max temperature	°C	110	110	110	110	110	110
Max operating pressure	bar	3	6	3	6	3	6

\* +Levelling feet 0-60 mm



## G-Energy Coil Water Heater

Equipped with coils, G-Energy Coil is suitable for heating domestic hot water together with a heat pump.

Depending on the size, the water heater includes one to four 25-metre-long coils. The 501L model is equipped with 1-2 coils and the 1000L model with 2-4 coils. The G-Energy Coil water heater is available in 501L and 1000L models and in 3 or 6 bar pressure classes. The domestic hot water is heated in coils with maximum pressure of 10 bar.

The accumulator tank is made out of steel, primed, and pressure tested. The accumulator insulation is made out of pressure cast closed-cell polyurethane, which has extremely good thermal insulation capacity and minimal thermal loss. As standard, the insulation is made out of detachable segments, which are easy to detach and reattach. The outer surface of the insulation segments is made out of painted steel plate with a protective coating.

The steel framework on the base of the accumulator makes hauling easier. 1,000-litre accumulators are also available in a low-height model. In the model, the steel framework on the base of the accumulator has two parts; the lower section can be removed before installation. The low-height model is 2,000 mm tall with the insulation in place, and 1,980 mm with the insulation detached.



G-Energy Coil 1000 1x25



G-Energy Coil 1000 2x25



G-Energy Coil 501 1x25



G-Energy Coil 501 2x25



G-Energy Coil 1000 3x25

Model		Coil 501 1x25 3 BAR	Coil 501 1x25 6 BAR	Coil 501 2x25 3 BAR	Coil 501 2x25 6 BAR
GTIN number (64158..)		6415852380554	6415852380578	6415852380561	6415852380585
Tank capacity	L	501	501	501	501
Height	mm* **	2010 / 2030	2010 / 2030	2010 / 2030	2010 / 2030
Diameter	mm**	600 / 780	600 / 780	600 / 780	600 / 780
Tilt measurement	mm***	2100	2100	2100	2100
Weight, kg	kg	205	205	225	225
Connection sizes, #2		2"	2"	2"	2"
Number of coils	pc	1	1	2	2
Number of heater connections	pc	2	2	2	2
Max heater capacity	kW	12	12	12	12
Max temperature	°C	110	110	110	110
Max oper. pressure	bar	3	6	3	6

\* +Levelling feet 0-60mm \*\* Measurements: insulation removed/installed (insulation thickness 90mm) \*\*\* Tilt measurement with insulation detached





G-Energy Coil 1000 4x25

Model		Coil 1000 1x25 3 BAR	Coil 1000 1x25 6 BAR	Coil 1000 2x25 3 BAR	Coil 1000 2x25 6 BAR	Coil 1000 3x25 3 BAR	Coil 1000 3x25 6 BAR	Coil 1000 4x25 3 BAR	Coil 1000 4x25 6 BAR
GTIN number (64158..)	standard	52380776	52380783	52380592	52380622	52380608	52380639	52380615	52380646
	low-height	52380905	52380912	52380806	52380837	52380813	52380844	52380820	52380851
Tank capacity	L	1000	1000	1000	1000	1000	1000	1000	1000
Height	standard	mm* **	2130 / 2150	2130 / 2150	2130 / 2150	2130 / 2150	2130 / 2150	2130 / 2150	2130 / 2150
Height	low-height	mm* **	1980 / 2000	1980 / 2000	1980 / 2000	1980 / 2000	1980 / 2000	1980 / 2000	1980 / 2000
Diameter	mm**	850 / 1030	850 / 1030	850 / 1030	850 / 1030	850 / 1030	850 / 1030	850 / 1030	850 / 1030
Tilt measurement	standard	mm***	2200	2200	2200	2200	2200	2200	2200
Tilt measurement	low-height	mm***	2100	2100	2100	2100	2100	2100	2100
Weight, kg	kg	295	295	305	305	330	330	350	350
Connection sizes, #2		2"	2"	2"	2"	2"	2"	2"	2"
Number of coils	pc	1	1	2	2	3	3	4	4
Number of heater connections	pc	2	2	2	2	2	2	2	2
Max heater capacity	kW	12	12	12	12	12	12	12	12
Max temperature	°C	110	110	110	110	110	110	110	110
Max oper. pressure	bar	3	6	3	6	3	6	3	6

\* +Levelling feet 0-60mm \*\* Measurements: insulation removed/installed (insulation thickness 90mm) \*\*\* Tilt measurement with insulation detached

## G-Energy HP Energy Accumulator

G-Energy HP is an accumulator suitable for heat pumps equipped with a superheater.

The bulkhead located underneath the top coil flange in the top part of the accumulator improves the heat layer, keeping the hottest water in the top of the accumulator where domestic hot water is heated. There are two other coil flanges beneath the bulkhead for, e.g., the domestic water preheating coil or a charging coil. Coils are to be ordered separately.

The lower charging connections of the accumulator include guide pipes to generate the right kind of heat layering.

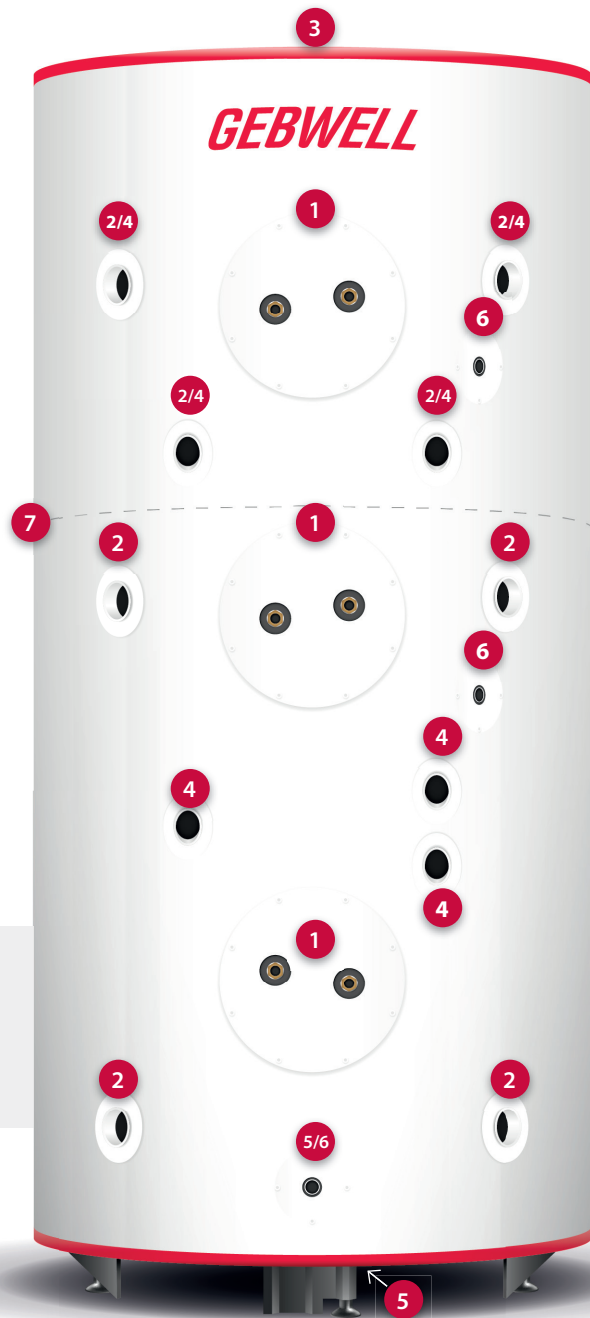
G-Energy HP is available with 501L, 1000L, 2000L, 3000L, 4000L or 5000L capacity.

The accumulator tank is made out of steel, primed, and pressure tested. The accumulator insulation is made out of pressure cast closed-cell polyurethane, which has extremely good thermal insulation capacity and minimal thermal loss. As standard, the insulation is made out of detachable segments, which are easy to detach and reattach. The outer surface of the insulation segments is made out of painted steel plate with a protective coating.

The steel framework on the base of the accumulator makes hauling easier. 1,000-litre accumulators are also available in a low-height model. In the model, the steel framework on the base of the accumulator has two parts; the lower section can be removed before installation. The low-height model is 2,000 mm tall with the insulation in place, and 1,980 mm with the insulation detached.

### Accumulator connections and connection sizes

- |                          |                                  |
|--------------------------|----------------------------------|
| 1. Coil flange, Ø 200mm  | 5. Drainage, R1"                 |
| 2. Charging/heating, R2" | 6. Measurement, R1/2"            |
| 3. Venting, R1"          | the lowermost in front R1" (5/6) |
| 4. Heater, R2"           | 7. Bulkhead                      |



Model		G-Energy HP 501	G-Energy HP 1000	G-Energy HP 2000	G-Energy HP 3000	G-Energy HP 4000	G-Energy HP 5000
GTIN number (64158...)	standard	52380653	52380660	52380677	52380684	52380691	52380707
	low-height		52380868				
Tank capacity	L	501	1000	2000	3000	4000	5000
Height	standard	mm* **	2130 / 2150	2200 / 2250	2350 / 2400	2400 / 2450	2500 / 2550
Height	low-height	mm* **	1980 / 2000				
Diameter	mm**	600 / 780	850 / 1030	1200 / 1380	1400 / 1580	1600 / 1780	1800 / 1980
Tilt measurement	standard	mm***	2100	2200	2300	2450	2600
Tilt measurement	low-height	mm***	2100				
Weight	kg	180	260	400	470	620	690
Connection sizes, #2		2"	2"	2"	2"	2"	2"
Max coil size		LK45	LK55	LK90	LK90	LK90	LK90
Number of heater connections	pc	3–5	3–5	3–5	3–5	3–5	3–5
Max heater capacity	kW	12	12	12	12	12	12
Max temperature	°C	110	110	110	110	110	110
Max operating pressure	bar	3	3	3	3	3	3

\* +Levelling feet 0-60mm \*\* Measurements: insulation removed/installed (insulation thickness 90mm) \*\*\* Tilt measurement with insulation detached

## G-Energy HPe Energy Accumulator

G-Energy HPe is a hybrid energy accumulator equipped with an intermediate bulkhead and specifically designed for heat pumps.

The accumulator heats domestic hot water and acts as the system's buffer tank. Domestic water energy is charged in the upper part of the accumulator, which ensures high domestic water temperature and sufficiency even for a large crowd. Thanks to the intermediate bulkhead, domestic hot water is layered in the top of the accumulator. The bottom part of the intermediate bulkhead is used as the buffer tank of the property's heating network, which ensures sufficiently long heat pump charging periods. The lower charging connections of the accumulator include guide pipes to generate the right kind of heat layering.

G-Energy HPe accumulators have two coil hatches for domestic hot water coils. The top hatch can be equipped with domestic hot water coil, for example and the bottom hatch with domestic hot water preheating coil, for example. Coils are to be ordered separately.

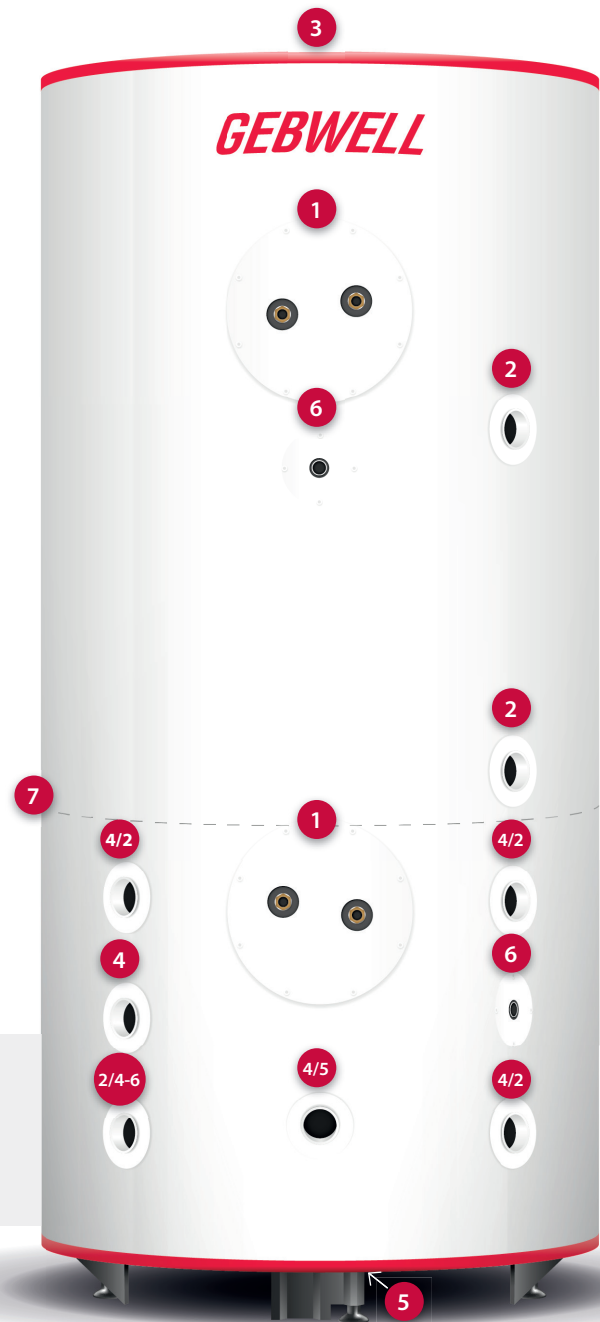
G-Energy HPe is available with 501L or 1000L capacities.

The accumulator tank is made out of steel, and the accumulator insulation is of closed-cell polyurethane. As standard, the insulation is made out of detachable segments, which are easy to detach and reattach.

The steel framework on the base of the accumulator makes hauling easier. 1,000-litre accumulators are also available in a low-height model. The low-height model is 2,000 mm tall with the insulation in place, and 1,980 mm with the insulation detached. The accumulator has levelling feet with a 60 mm adjustment tolerance that makes it easy to set the accumulator to stand vertically.

### Accumulator connections and connection sizes

- |                          |                                  |
|--------------------------|----------------------------------|
| 1. Coil flange, Ø 200mm  | 5. Drainage, R1"                 |
| 2. Charging/heating, R2" | 6. Measurement, R1/2"            |
| 3. Venting, R1"          | the lowermost in front R1" (4/5) |
| 4. Heater, R2"           | 7. Bulkhead                      |



Model		G-Energy HPe 501	G-Energy HPe 1000
GTIN number		6415853619721	6415853619738
			6415852380899
Tank capacity	L	501	1000
Height	standard	2010 / 2030	2130 / 2150
Height	low-height		1980 / 2000
Diameter	mm**	600 / 780	850 / 1030
Tilt measurement	standard	2100	2200
Tilt measurement	low-height		2100
Weight, kg	kg	180	260
Connection sizes, #2		2"	2"
Max coil size		LK45	LK55
Number of heater connections	pc	3-4	3-4
Max heater capacity	kW	12	12
Max temperature	°C	110	110
Max operating pressure	bar	3	3

\* +Levelling feet 0-60mm \*\* Measurements: insulation removed/installed (insulation thickness 90mm) \*\*\* Tilt measurement with insulation detached

## G-Energy Custom Accumulator

A special accumulator for installations not suitable for our standard models.

Equipped with flexible features, the special model is fully customisable. The customer can select the capacity, material, pressure class and insulation material of the accumulator. The size of connections and the number and placement of connections and sensor pockets can also be customised. The special accumulator is available either with or without a bulkhead.



G-Energy Custom is tailored to the property and is available with, for instance, the following features:

- **Capacity** - 501, 1000, 2000, 3000, 4000 or 5000 litres
- **Pressure class** - 1.5-10 bars
- **Connections** - the number, size and location as required
- **Tank material** - FE, HST or RST
- **Insulation material** - urethane, cellular rubber or no insulation
- **Bulkhead** - the accumulator comes with or without a bulkhead

Model		Custom 501	Custom 1000	Custom 2000	Custom 3000	Custom 4000	Custom 5000
Tank capacity	L	501	1000	2000	3000	4000	5000
Height	mm* **	2010 / 2030	2130 / 2150	2200 / 2250	2350 / 2400	2400 / 2450	2500 / 2550
Diameter	mm**	600 / 780	850 / 1030	1200 / 1380	1400 / 1580	1600 / 1780	1800 / 1980
Tilt measurement	mm***	2100	2200	2300	2450	2600	2700
Weight, kg	kg	depends on the model					
Connection sizes		as desired					
Max coil size		LK45	LK55	LK140	LK180	LK180	LK180
Number of heater connections	pc	as desired					
Max heater capacity	kW	12	12	12	12	12	12
Max temperature	°C	110	110	110	110	110	110
Max operating pressure	bar	1,5-10	1,5-10	1,5-10	1,5-10	1,5-10	1,5-10

\* +Levelling feet 0-60mm \*\* Measurements: insulation removed/installed (insulation thickness 90mm) \*\*\* Tilt measurement with insulation detached using the height and diameter measurements above


NOTE! The accumulators can be made lower within certain parameters

## Domestic hot water coil

Coil for producing domestic hot water in accumulator tanks.

Producing domestic hot water in high-speed flow copper coil is energy efficient and ensures freshness of water. Structural pressure of the coil is 10 bar and material is 22 mm finned copper.

Coils are ordered on tanks separately with the exception of G-Energy Coil water heaters, which come with coils installed.



Model	GTIN number	Maximum flow l/s	Copper pipe length m	Heat transfer area m <sup>2</sup>	Connection DN/UK	Flange diameter mm	Feasibility, tank capacity L
LK35 Coil	6415853623001	0,5	9	2,1	20	200	501-5000
LK45 Coil	6415853619554	0,5	12	2,8	20	200	1000-5000*
LK55 Coil	6415853619561	1,0	2 x 6	2,8	32	200	1000-5000
LK65 Coil	6415853626033	1,0	2 x 9	4,2	32	200	2000-5000
LK90 Coil	6415853619578	1,0	2 x 12	5,7	32	200	2000-5000
LK110 Coil	6415853619585	1,5	3 x 9	6,4	40	300	2000-5000

\* by extra cost in 500 liter tank

## Electric immersion heater

Immersion heaters are delivered with a thermostat and a limiter

The operation of the accumulator can be secured by equipping it with one or more electric heaters, in case the heating system is switched off or malfunctions. In addition, an accumulator equipped with Electric immersion heaters can be used for heating a wood-heated house electrically during a holiday trip, for example.



Model	GTIN number	Capacity kW	Material	Connection	Length mm	Immersion depth mm	Cool end mm
Electric immersion heater 2 kW	6415853623070	2,0	AISI 316L	2"	254	240	95
Electric immersion heater 3 kW	6415853623087	3,0	AISI 316L	2"	269	255	95
Electric immersion heater 5 kW	6415853623094	5,0	AISI 316L	2"	399	385	95
Electric immersion heater 6 kW	6415853623100	6,0	AISI 316L	2"	399	385	95
Electric immersion heater 9 kW	6415853623124	9,0	AISI 316L	2"	455	441	95
Electric immersion heater 10 kW	6415853623131	10,0	AISI 316L	2"	455	441	95
Electric immersion heater 12 kW	6415853626132	12,0	AISI 316L	2"	530	516	95