

? Troubleshooting


Problem	Possible Cause	Solutions
LEDs stop working	The power line is improperly connected.	Reconnect the power cable.
	The power plug is loose.	Firmly plug the power in.
	The LED driver malfunctions.	Replace with new driver.
	The LED chip is damaged.	Replace with new LEDs.
LEDs flash on and off	The output of the driver is abnormal.	Replace with new driver.
	The LED chip breaks down.	Replace with new LED chip.

☰ Guarantee

Aura Light offers a five (5) year system guarantee for the Certos luminaire.
 For terms and conditions see our web page:
www.auralight.com/downloads/guarantees/

Aura Certos

Mounting instructions
 100W/120W/150W/200W Universal





Reminder

We appreciate your purchase!
Please read the instruction manual before installation and keep it for future reference.



Warning

1. To avoid damage, falling, electric shock or fire, please do not modify the lamp or replace accessories without confirming with the supplier first.
2. Please authorize only qualified personnel to install the lamp and ensure they follow the instruction manual. Any improper installation might cause falling, electric shock, fire, or other injury, damage or hazard.
3. Please disconnect power before installation or any maintenance of the lamp.
4. Please disconnect power if it begins to smoke or emit odors, since fire or electric shock may occur. Ask qualified person to inspect and maintain the luminaire.
5. Please do not dismantle the lamp without the supplier's authorization.
6. Please do not touch the power supply when the lamp is operating.
7. If the external flexible cable or cord of the luminaire is damaged, it should only be replaced by the supplier, a service agent or qualified person.



Application

With unique high-purity die-cast aluminum heat sink, high-brightness SMD chip, high-efficiency constant current and voltage power driver, LED high bay is designed for factories, workshops, warehouses, highway toll stations, gas stations, supermarkets, exhibition halls, stadiums and similar applications.



Technical Parameters

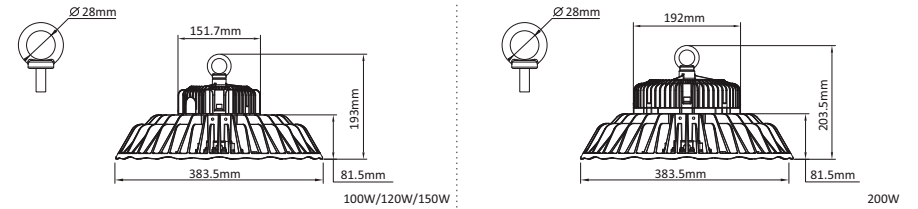
Product Specifications	100W	120W	150W	200W
Input Voltage	AC100~240V / 277V			
Power Frequency	50 / 60Hz			
CRI	≥70 / ≥80			
Beam Angle	120°/90°/50°			
IP Rating	IP65			
Outlook Dimensions	383x193x383mm			383x203.5x383mm
Luminaire Net Weight	6.8kg			7.6kg
System Efficacy	>130LM/W(CCT=5000K)			
Power Factor	>0.93			
Lifespan	≥50000Hrs(L70@35°C)			
Working Temperature	-30 ~ +50°C			
Working Humidity	15%~90%RH			
Storing Temperature	-40~+65°C			



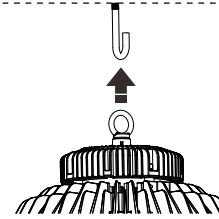
Installation Instructions

A. Loop hanging installation


Physical Dimensions



1.

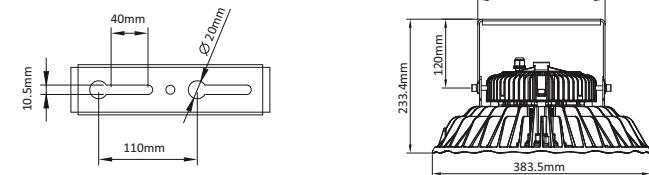


2.

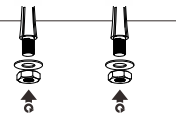


B. Adjustable surface mount installation

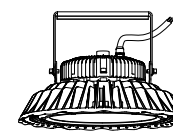
Physical Dimensions



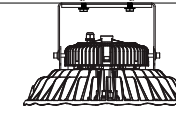
1.



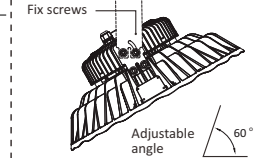
2.



3.



4.



Wiring Diagram

