


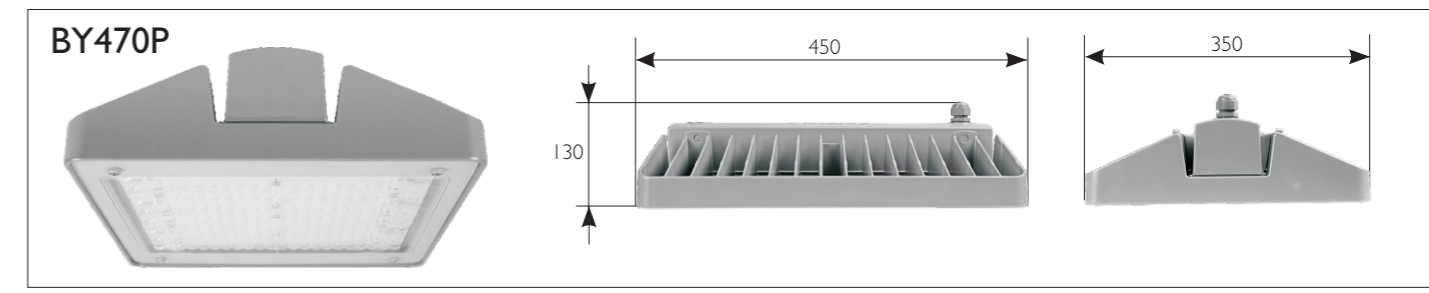
Philips GentleSpace

Mounting instructions

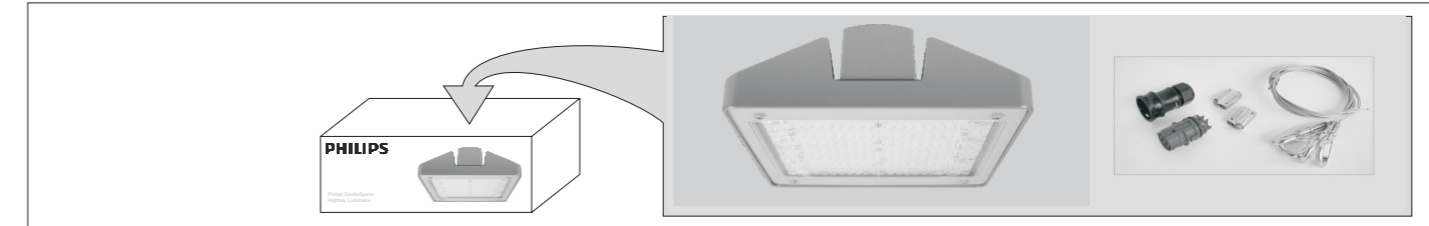
Instructions de montage / Montagemanleitung / Montage instructie / Istruzioni di montaggio / Instrucciones de montaje / Instruções de montagem / Monteringsinstruktioner / Monteringsvejledning / Kokoonpano- ja kiinnitysohjeet / Montaj yönergesi / Οδηγίες συναμολογησης / Instrukcja montazu / Szerelési utasítások / Návod k montáži / Инструкция по монтажу / Návod k montáži

	LEDs	~220 V...240V 50 Hz/60 Hz	IP 65		CE		Inrush current 108A / 140µs
--	-------------	--	--------------	--	-----------	--	---------------------------------------

	LEDs	W	kg	IK 07	max	min	Maximum number of luminaire on MCB 16A
BY470P 130S	176	119	9,8	●	45°C	-30°C	25cm / 10
BY471P 170S	264	158	16,6	●	45°C	-30°C	25cm / 5
BY471P 250S	352	234	16,9	●	45°C	-30°C	25cm / 5
BY470P 130S MDU	176	119	9,8		45°C	-30°C	25cm / 10
BY471P 170S MDU	264	158	16,6		45°C	-30°C	25cm / 5
BY471P 250S MDU	352	234	16,9		45°C	-30°C	25cm / 5
BY470P 130S BR	176	119	9,8	●	45°C	-30°C	25cm / 10
BY471P 170S BR	264	158	16,6	●	45°C	-30°C	25cm / 5
BY471P 250S BR	352	234	16,6	●	45°C	-30°C	25cm / 5
BY470P 130S MDU BR	176	119	9,8		45°C	-30°C	25cm / 10
BY471P 170S MDU BR	264	158	16,6		45°C	-30°C	25cm / 5
BY471P 250S MDU BR	352	234	16,9		45°C	-30°C	25cm / 5



Disconnect before servicing / Mettre hors tension avant intervention / Offnen nur spannungsfrei / Demonteren voor onderhoud / Togliere tensione prima di fare manutenzione / Desconectar antes de manipular / Bryt strömmen före lampbyte



I2NC 4427 101 38240
Versiondate: 02/12/2013
Data subject to change without notice
Printed in Poland
www.philips.com/lighting



