

Exhaust air valve **LUMO**

TECHNICAL DATA

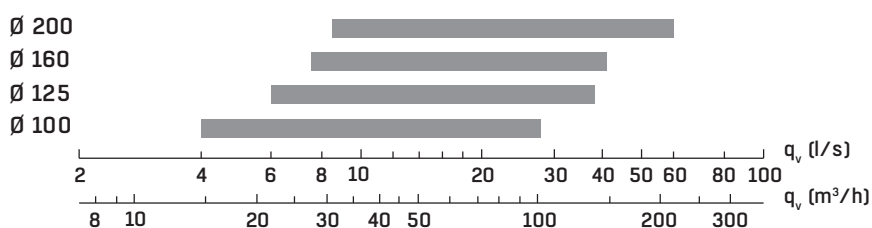




LUMO EXHAUST AIR VALVE

The LUMO exhaust air valve is intended for use in mechanical ventilation systems. It can be installed on ceilings or walls. It has a low sound level and it is easy to measure, adjust and lock without removing the valve from the frame. Direct measurements from the spindle ensure accurate readings. Designed to look good in modern interiors, the LUMO suits any environment and requirement, and can even blend into its surroundings with its smart personalization option. The decoration frame allows users to decorate the front plate with wallpaper, textiles or their favorite picture. The valve is available with a round (LUMO-R) or square (LUMO-S) front plate and with CleanVent coating as standard.

QUICK SELECTION



Recommended range of use 0,5 m/s - 30 dB(A).



SPECIFICATIONS

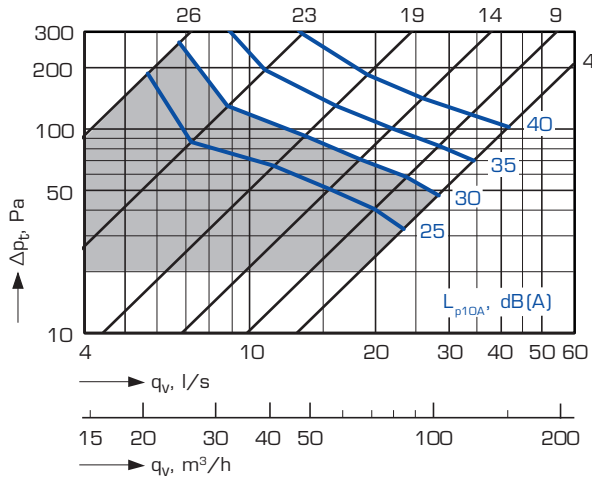
- Low sound level
- Easy to install, both for new installations and renovations
- Easy to measure and adjust without removing the valve from the frame
- Air flow measurement directly from the spindle gives accurate readings
- Connection sizes of 100, 125, 160 and 200 mm
- Made of steel sheet
- Standard color RAL 9003; other colors available to special order
- Decoration frame as standard with sizes 100 and 125
- Available with round or square front plate
- Dirt-repellent CleanVent coating as standard

PRODUCT CODE EXAMPLE

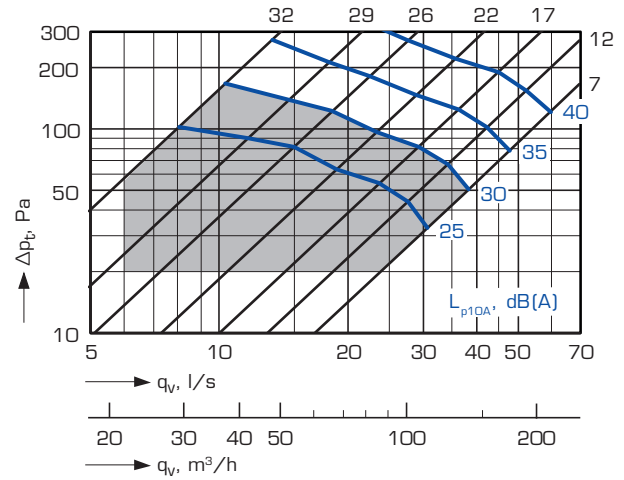
Exhaust air valve LUMO-S-125-C
Mounting ring KKT-125

AIR FLOW, PRESSURE DROP, SOUND LEVEL AND SOUND DATA

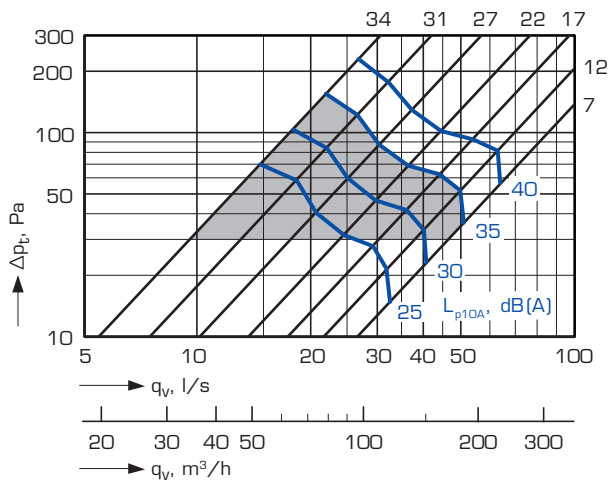
LUMO-100



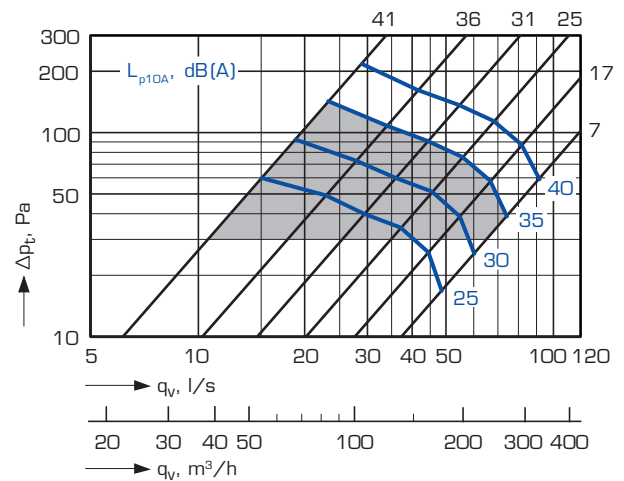
LUMO-125



LUMO-160



LUMO-200



■ Recommended range of use

SOUND POWER LEVEL

LUMO-R/S	Correction of sound level K_{oct} (dB) at octave bands, middle frequency (Hz)							
	63	125	250	500	1000	2000	4000	8000
100	4	-3	1	-1	-2	-1	-7	-10
125	7	2	-1	-1	-1	-2	-7	-11
160	5	-2	1	-1	0	-2	-9	-15
200	5	0	0	-1	-1	-2	-7	-14
Tolerance \pm	6	3	2	2	2	2	2	3

Sound power levels by octave bands are obtained by adding to total sound pressure level $L_{p10A'}$ dB(A) the corrections K_{oct} presented in the table according to the following formula:

$$L_{Woct} = L_{p10A} + K_{oct}$$

Correction K_{oct} is an average value in the range of use of LUMO unit.

SOUND ATTENUATION

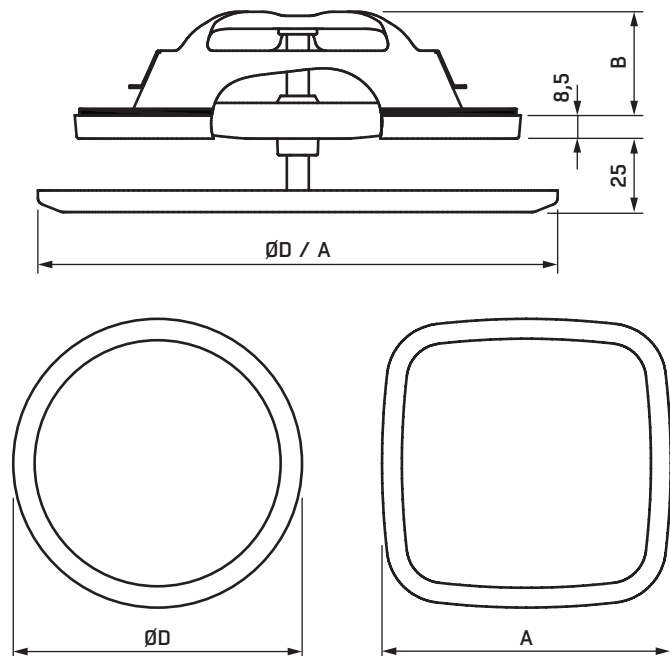
LUMO-R/S	Sound attenuation ΔL (dB) at octave bands, middle frequency (Hz)							
	63	125	250	500	1000	2000	4000	8000
100	24	20	13	11	9	5	14	11
125	22	17	10	8	5	5	13	12
160	20	16	10	9	6	8	10	11
200	18	14	9	7	4	7	11	11
Tolerance \pm	6	3	2	2	2	2	2	3

The average sound attenuation ΔL from duct to room including the end reflection of the connecting duct in ceiling installation, is obtained in the table above.

DIMENSIONS AND ACCESSORIES

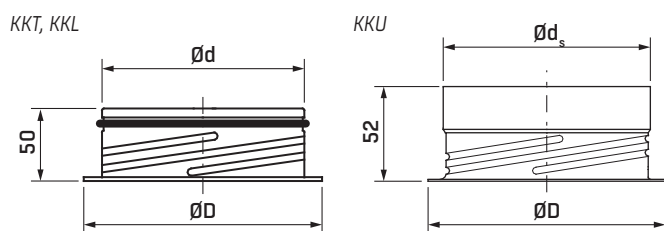
DIMENSIONS AND WEIGHTS

Exhaust air valve LUMO



Size	ØD [mm]	A [mm]	B [mm]	Weight [kg]
100	145	145	32	0.3
125	185	185	38	0.5
160	215	215	42	0.6
200	270	270	53	1.0

Mounting rings KKT, KKL and KKU

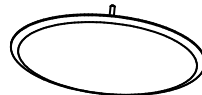


Size	Ød [mm]	ØD [mm]	Ød _s [mm]	Weight [g] KKT	Weight [g] KKL, KKU
100	99	122	100	75	71
125	124	148	125	102	97
160	159	184	160	131	125
200	199	225	200	165	156

ACCESSORIES

Front plate LUMZ-R-aaa-C / LUMZ-S-aaa-C

LUMZ-R-aaa-C



LUMZ-S-aaa-C



aaa
100
125
160
200

Decoration frame LUMR-aaa / LUMS-aaa

LUMR-aaa

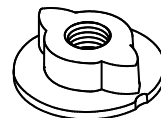


LUMS-aaa

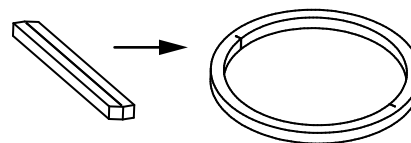


aaa
100
125

Wing nut COCZ-2

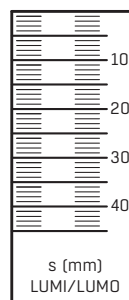


Gasket COGZ-aaa-9



aaa
100
125
160
200

Measuring tap COAZ-3



GENERAL AND PRODUCT CODE

CONSTRUCTION AND FUNCTION

The LUMO exhaust air valve is intended for use in mechanical ventilation systems. It can be installed on ceilings or walls. It has a low sound level and it is easy to measure, adjust and lock without removing the valve from the frame. Direct measurements from the spindle ensure accurate readings. Designed to look good in modern interiors, the LUMO suits any environment and requirement, and can even blend into its surroundings with its smart personalization option. The decoration frame allows users to add wallpaper, textiles or their favorite picture to the front plate. No glue or tools are necessary, making it easy to change the front when redecorating. Decoration frame comes as standard with valves in size 100 and 125 mm. The valve is available with a round (LUMO-R) or square (LUMO-S) front plate and CleanVent coating as standard.

MATERIAL

The valve is made of steel sheet. It is powder coated for a high surface finish. The standard color is white (RAL 9003), with other colors available to special order. CleanVent coating comes as standard. The decoration frame (sizes 100 and 125) is made of plastic (PP). The valve is equipped with a cellular plastic (PE) gasket, which forms an airtight seal at installation.

INSTALLATION

The LUMO exhaust air valve is easy to use in both new and renovated buildings. It can be installed on the ceiling or wall. The mounting ring, KKT, KKL or K KU, is fitted into the duct with screws or rivets. The valve is fitted into the ring by rotating the valve body into firm contact with the raised grooves of the mounting ring.

MEASUREMENT AND ADJUSTMENT OF THE AIR FLOW

Air flow measurement, adjustment and locking are fast and easy. They can be done directly on the front of the valve, without removing the valve from the frame. Remove the front plate by pulling it straight outward. The air flow is measured by attaching a measurement hose directly to the end of hollow valve spindle. The measurement result is accurate and consistent, no matter who carries it out.

Air volume is adjusted by rotating the control disc to change the adjustment dimension s (mm). Adjustment position can be measured with the measuring tape attached to every product, or with any other meter. The adjustment position is the height of the visible spindle. The position can also be set by calculating turns of the disc (1 mm = 1 turn). Lock the adjustment position by turning the wing nut firmly toward the disc.

The k-factors for each product are found on the product label.

Instructions for installation, adjustment and maintenance are available at www.flaktgroup.com.

TECHNICAL DATA AND DESIGN

For complete design details, please see the FläktGroup product selection program. The program can be found online at www.flaktgroup.com.

PRODUCT DESCRIPTION

LUMO Exhaust valve with dirt repellent CleanVent coating manufactured by FläktGroup, f. ex. LUMO-S-125-C installed with KKT, KKL or K KU steel mounting ring on the ceiling or wall. Measurement and adjustment can be done without removing the valve from its frame. Accurate measurement directly from the valve spindle. The valve comes with a decoration frame, which allows an easy change of the valve appearance.

PRODUCT CODE

Exhaust air valve **LUMO-a-bbb-c**

Front plate (a)

R = round

S = square

Size (bbb)

100, 125, 160, 200

Finish (c)

C = CleanVent coating (standard)

E = special colour

ACCESSORIES

Mounting ring with rubber gasket **KKT-aaa**

Mounting ring without rubber gasket **KKL-aaa**

Mounting ring without rubber gasket, mounted on the duct fitting **KKU-aaa**

Size (aaa)

100, 125, 160, 200

SPARE PARTS

Front plate, round **LUMZ-R-aaa-b**

Front plate, square **LUMZ-S-aaa-b**

Size (aaa)

100, 125, 160, 200

Finish (b)

C = CleanVent coating (standard)

E = special colour

Decoration frame, round **LUMR-aaa**

Decoration frame, square **LUMS-aaa**

Size (aaa)

100, 125

Wing nut **COCZ-2**

Gasket **COCZ-aaa-9**

Size (aaa)

100, 125, 160, 200

Measuring tape **COAZ-3**

WWW.FLAKTGROUP.COM

LUMO 10247

EXCELLENCE IN SOLUTIONS

FläktGroup is the European market leader for smart and energy efficient Indoor Air and Critical Air solutions to support every application area. We offer our customers innovative technologies, high quality and outstanding performance supported by more than a century of accumulated industry experience. The widest product range in the market, and strong market presence in 65 countries worldwide, guarantee that we are always by your side, ready to deliver Excellence in Solutions.

PRODUCT FUNCTIONS BY FLÄKTGROUP

Air Treatment | Air Movement | Air Diffusion | Air Distribution | Air Filtration
Air Management & ATD's | Air Conditioning & Heating | Controls | Service

» Learn more on www.flaktgroup.com
or contact one of our offices