




AIR MANAGEMENT & ATD's

DESIGN VALVES

LUMI & LUMO AIR VALVES

DESIGNED TO BLEND IN ENGINEERED TO STAND OUT



BENEFITS OF LUMI AND LUMO

- Contemporary design
- Easily adaptable look
- Dirt repellent with CleanVent® Coating
- Simple to install, adjust and lock
- Accurate air flow readings
- Connection sizes of Ø100, 125, 160 and 200 mm
- Available for both supply air (Lumi) and exhaust air (Lumo)

The design of FläktGroup's new air valves, LUMI and LUMO, is based on extensive feedback from installers, property owners and occupants. The result is a range of supply and exhaust valves that fit the design and performance demands of a wide range of applications.

The well-crafted design fits almost any interior environment and can be further customised to blend in using the clever personalisation feature. But where the valves really stand out is in the performance, simple installation, low maintenance and enhanced sound comfort.

FläktGroup®

LUMI (SUPPLY VALVE)





LUMI-R

LUMI-R ROUND SUPPLY VALVE available in sizes Ø 100–200 mm, 100/125 mm with personalisation frame.



LUMI-S

LUMI-S, SQUARE SUPPLY VALVE available in sizes Ø 100–200 mm, 100/125 mm with personalisation frame.



LUMO (EXHAUST VALVE)




LUMO-R

LUMO-R ROUND EXHAUST VALVE available in sizes Ø 100–200 mm, 100/125 mm with personalisation frame.



LUMO-S

LUMO-S SQUARE EXHAUST VALVE available in sizes Ø 100–200 mm, 100/125 mm with personalisation frame.



Personalisation made easy

Valves with our clever decoration frame allow users to add wallpaper, textile or their favorite picture to the front plate. No glue or tools are necessary, making it easy to change the front when redecorating. Decoration frame comes as standard with valves size 100 and 125 mm.



Quick and simple to install and adjust

Air flow measuring, adjustment and locking can be done directly from the valve front, without removing the valve from the frame. Measurement hose attaches to spindle end for reliable and consistent readings. Threaded center spindle with wing nut provides precise adjustment and safe locking.

See global website for international sales offices: www.flaktgroup.com

FläktGroup