

## LED Pipe

LED PIPE 750LM 10W L900 4000K

0051006



### Range Features

- LED T5 batten 800lm/m ideal for cove lighting and secondary illumination
- Driver integrated, direct input mains voltage 220V – 240V
- Seamless linking - up to 10m
- Tiltable mounting bracket included
- High quality robust PC extrusion tube
- Uniform light distribution
- Easy installation by mounting brackets ( 2 non-tiltable + 2 tilttable included)
- Up to 75lm/W
- Available in approximately 300/600/900/1200mm length
- Available in 3000K and 4000K
- Low maintenance with 30,000 hours LED life expectancy
- LED technology provides energy efficient solution and reduced maintenance costs

## PRODUCT OVERVIEW

Beam angle(°)	120
Certifications	CE
Colour temperature (K)	4000
Colour	White
CRI (Ra)	80
Dimmable	no
EAN code	5410288510064
Luminous flux (lm)	750
Housing	Polycarbonate
IP rating	IP20
Light colour	Cool white
Mount	Surface mounted
Ordering number	0051006
Efficacy (Rated) (lm/w)	75
Average life (Rated) (h)	30000
Technology	LED
Voltage (V)	220-240
Included lamp	Integrated LED

## DATA TABLE

### General data

Average life (Nominal) (h)	30000
Certifications	CE
Control gear type	Electronic
Dimmable	no

## LED Pipe

LED PIPE 750LM 10W L900 4000K

**0051006**

<b>EAN code</b>	5410288510064
<b>Environment</b>	Internal
<b>General application</b>	Residential & Consumer,Hospitalit
<b>Housing</b>	Polycarbonate
<b>Mount</b>	Surface mounted
<b>Ordering number</b>	0051006
<b>Range features</b>	<p>LED T5 batten 800lm/m ideal for cove lighting and secondary illumination</p> <p>Driver integrated, direct input mains voltage 220V – 240V</p> <p>Seamless linking - up to 10m</p> <p>Tiltable mounting bracket included</p> <p>High quality robust PC extrusion tube</p> <p>Uniform light distribution</p> <p>Easy installation by mounting brackets ( 2 non-tiltable + 2 tiltable included)</p> <p>Up to 75lm/W</p> <p>Available in approximately 300/600/900/1200mm length</p> <p>Available in 3000K and 4000K</p> <p>Low maintenance with 30,000 hours LED life expectancy</p> <p>LED technology provides energy efficient solution and reduced maintenance costs</p>
<b>Product name</b>	LED PIPE 750LM 10W L900 4000K
<b>Average life (Rated) (h)</b>	30000
<b>Technology</b>	LED

### Optical data

<b>Beam angle(°)</b>	120
<b>Colour temperature (K)</b>	4000
<b>CRI (Ra)</b>	80
<b>Distribution type</b>	Direct
<b>Luminous flux (lm)</b>	750
<b>Light colour</b>	Cool white

### Physical data

<b>Colour</b>	White
<b>Diffuser finish</b>	Frosted
<b>Diffuser material</b>	Polycarbonate
<b>Height (mm)</b>	36
<b>Horizontal rotation (°)</b>	no
<b>IP rating</b>	IP20
<b>Lamp included</b>	Integrated
<b>Length (mm)</b>	882
<b>Reflector finish</b>	Diffuser
<b>Vertical tilt (°)</b>	45
<b>Weight (kg)</b>	0.21
<b>Width (mm)</b>	24

## LED Pipe

LED PIPE 750LM 10W L900 4000K

0051006

Included lamp	Integrated LED
---------------	----------------

### Electrical data

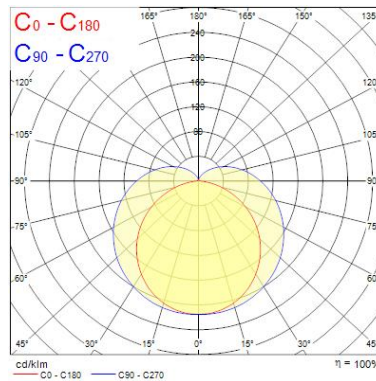
Drive current (mA)	175
Electrical protection	CLASS II
Glow wire test	650
Efficacy (Rated) (lm/w)	75
Ta rating	-20 to +45
Total power consumption (W)	10
Voltage (V)	220-240

## PHOTOMETRY

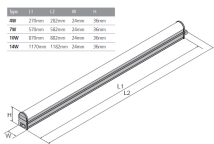
Distance [m]	Cone diameter [m]	illuminance [lx]
0.5	14.30 1.43	E(0°) 924 E(C90) 0 E(C0) 67
1.0	28.60 2.87	E(0°) 231 E(C90) 0 E(C0) 22
1.5	42.90 4.30	E(0°) 154 E(C90) 0 E(C0) 15
2.0	57.20 5.73	E(0°) 116 E(C90) 0 E(C0) 11
2.5	71.50 7.17	E(0°) 91 E(C90) 0 E(C0) 8
3.0	85.80 8.60	E(0°) 76 E(C90) 0 E(C0) 7

Distance [m]    Cone diameter [m]    illuminance [lx]

— C0 - C180 (Half beam angle: 110.2°)  
— C90 - C270 (Half beam angle: 172.0°)



## TECHNICAL DRAWINGS





## LED Pipe

LED PIPE 750LM 10W L900 4000K


**0051006**


**SYLVANIA** 0051006

 This luminaire contains built in LED lamps.


 } **LED**


The lamps cannot be changed in the luminaire.

874/2012 

 This luminaire contains built in LED lamps.

The lamps cannot be changed in the luminaire.

 } **LED**

**SYLVANIA** 0051006  874/2012