

Installation guide

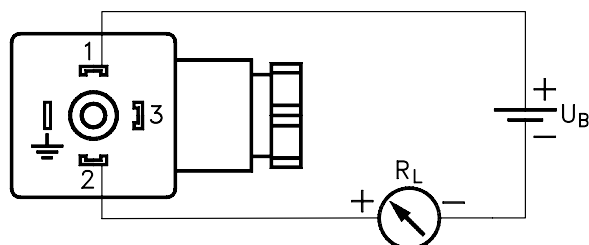
Pressure transmitter

Type MBS 1700 and MBS 1750

060R9358

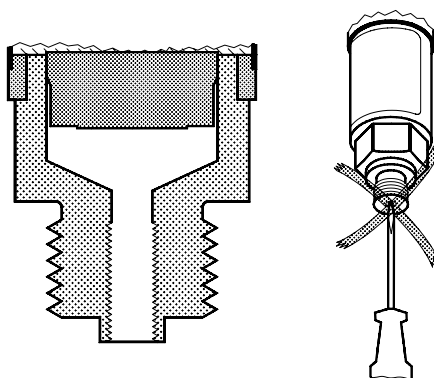
060R9358

Electrical connection:

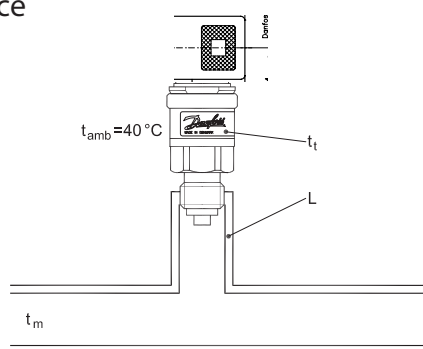


4 – 20 mA output (2 wire)


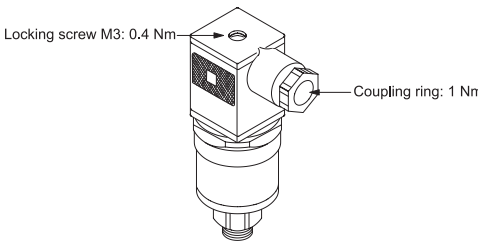

Pin1: + supply
 Pin 2: - supply
 Pin 3: Not used
 Earth: Connected to MBS enclosure



Guideline for temperature influence



Medium temperature (t_m), [°C]	Heat isolator (L), [cm]	Transmitter temperature (t_t), [°C]
120	2	85
	5	75
	10	70
100	2	75
	5	65
	10	60

	 <p>Stikket må ikke fjernes, når sensoren er aktivert. Plug must not be removed when sensor is energized. Stecker darf nicht entfernt werden, wenn der sensor aktiviert ist. Le connecteur ne doit pas être retiré lorsque le capteur est encore sous tension. El conector no debe retirarse cuando el sensor esté activado. Il connettore elettrico non deve essere scollegato quando il sensore è in funzione.</p>	 <p>Kabelet må ikke udsættes for nogen mekaniske skader, korrison, vibration, varme eller UV stråling. Cable must neither be exposed for any mechanical damage, corrosion, vibration, heat nor UV radiation. Kabel müssen weder auf mechanische Beschädigungen, Korrosion, Vibration, Hitze noch UV-Strahlung ausgesetzt werden. Le câble ne doit être exposé à aucun dommage mécaniques, à la corrosion, àux vibrations, à la chaleur où aux radiations UV. El cable no deber estar expuesto a ningún tipo de radiación, daños mecánicos, corrosión, vibraciones, calor ó UV. Il cavo non deve essere esposto a danni meccanici, corrosione, vibrazioni, fonti di calore o raggi UV.</p>
---	--	---