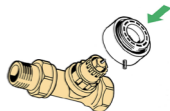




3.



2.



1.

Danfoss

RA-ADAPTER

RA-ADAPTER

014G0251

Danfoss

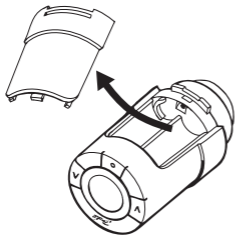
living connect[®]

living eco[®]



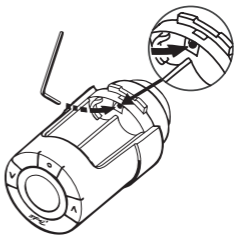
How to remove a pre-mounted adapter

1.



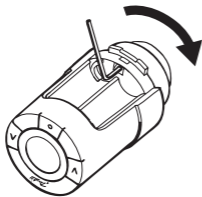
Remove the battery cover.

2.



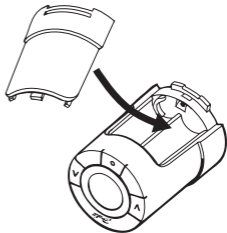
Insert a small hex key or similar into the locking hole.

3.



With the hex key locking the adapter ring, turn the adapter in the shown direction.

4.



Put back the battery cover and mount the *living* thermostat.