

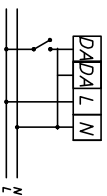
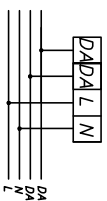
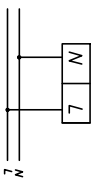
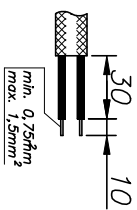
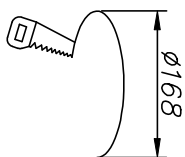
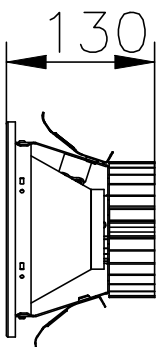
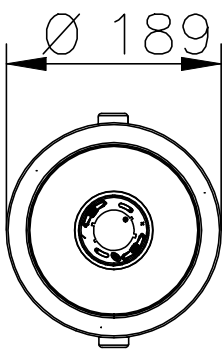

Installation instructions
Instructions de montage
Montageanleitung

IP20

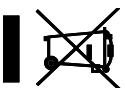
230 V
50-60 Hz



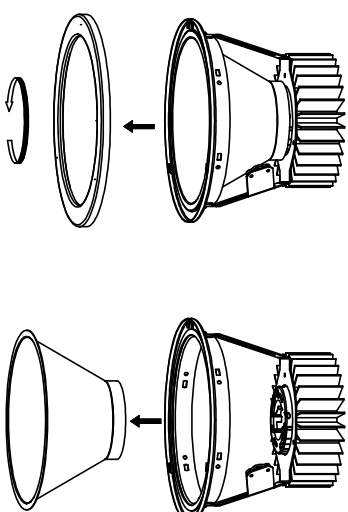
SELV



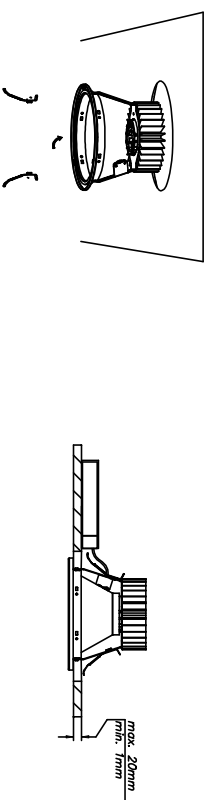
- UK – Disconnect the unit before changing the lamp.
- F – Débrancher l'appareil avant de changer la lampe.
- D – Von den Auswchselein der Lampe die Leuchte von der Netzspannung trennen.



1



2



Suitable CompoLED light source

COMPOLED ARTICLE NO.	COLOUR TEMP (K)	CURRENT	SYSTEM POWER LUMINAIRE (W)	LUMINOUS FLUX, LUMINAIRE (lm)	LUMINAIRE EFFICACY (lm/W)	ENERGY EFFICIENCY CLASS
661293	3000 K	@ 350 mA	11 W	700 lm	66	A+
		@ 700 mA	21 W	1270 lm	60	A
661284	4000 K	@ 350 mA	11 W	920 lm	87	A+
		@ 700 mA	21 W	1690 lm	80	A+

ARTICLE NO.	TYPE
Aura Conspecto accessories	

81416098	Frosted glass for Conspecto 190
81416099	Frosted glass for Conspecto 220