

Contact us

ABB Oy

Muottitie 2A, 65320

Vaasa, Finland

abb.com/lowvoltage




© Copyright 2025 ABB. All rights reserved.
Specifications subject to change without notice.

34OT_PNG1_PEG1 rev. A/1SCC390200M0201 # 28.02.2025


OT Plus Additional poles PNG1_ PEG1_

PNG1-S - Fixed neutral
PEG1-S - Protective earth
OT16...63G1-_BS
OT16...63G1-_MS
OT16...63G1-_DS


PNG1-Q - Fixed neutral
PEG1-Q - Protective earth
OT16...40G1-_BQ
OT16...40G1-_MQ
OT16...40G1-_DQ




Install




Remove





2



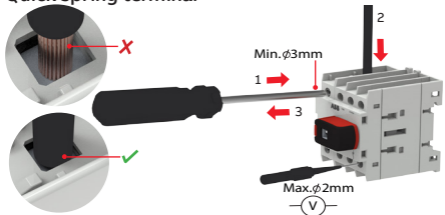
Install



Remove



Quick spring terminal



PNG1-S, PEG1-S, PNG1-Q, PEG1-Q

Wire type (Cu only)	1 Wire (mm ²)	2 Wire (mm ²)	Quick spring 1Wire (mm ²)	Stripping length	Tightening torque
Class 5-Flexible	1.5-16	1.5-6	1.5-10		 1 Nm 9 lb.in
Class 2-Stranded	1.5-16	1.5-6	1.5-10		
Class 6-Very flexible with ferrule	0.75-4	0.75-4	1.5-4		
Class 1-Solid	0.75-6	0.75-6	1.5-4		
UL - Stranded	16-6	16-10	16-8		
UL - Solid	18-10	18-10	18-10		



Warning! Hazardous voltage! Installation by person with electrotechnical expertise only.

