



Contact us

ABB Oy

Muuttitie 2A 65320

Vaasa, Finland

abb.com/lowvoltage

© Copyright 2025 ABB. All rights reserved.
Specifications subject to change without notice.

34OT_AUXG rev. B/15CC390188M0201 # 28.03.2025

OT Plus Auxiliary contacts AUXG_

AUXGB-11


OT16...63G1-_BS
OT63...100G2-_BS
OT30...160G3-_BS

AUXGD-11



OT16...63G1-_DS
OT63...100G2-_DS
OT30...160G3-_DS

AUXGM3-11



OT16...63G1-_BS
OT63...100G2-_BS
OT30...160G3-_BS




Install



Remove


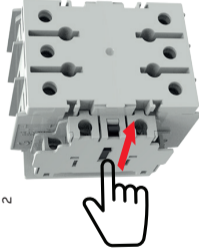


Install




1

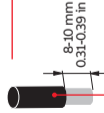
2



Clearances per UL60947-5-1



Stripping length & tightening torque



2 x 0,75...2,5 mm²
2 x 18...14 AWG



POZIDRIV
M3,5 Form 2
0,8 Nm
7 lb.in

AUXG_

1 Wire	2 Wire	Stripping length	Tightening torque
--------	--------	------------------	-------------------

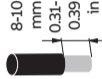
Class 5-Flexible 0.75-2.5 0.75-2.5

Class 2-Stranded 0.75-2.5 0.75-2.5

Class 6-Very flexible with ferrule 0.75-1.5 0.75-1

Class 1-Solid 0.75-2.5 0.75-2.5

UL - CU wire size 18-14 18-14
(AWG)



8-10

mm

0.31-

0.39

in

0,8 Nm

7 lb.in