

PHILIPS

Lighting



LumiStreet Pro gen2 Mini

BGP392 LED180-4S/740 II DM12 CLO

Introduction

Increasing numbers of municipalities are having to upgrade large-scale conventional street lighting installations with energy efficient LED technology. But they are having to do this with smaller and smaller budgets. That's why the new generation of LumiStreet has been upgraded and designed to provide a solution to this challenge, it is the ideal solution for performing point-to-point replacement of conventional lighting. LumiStreet gen2 achieves this by offering high efficiency, low Total Cost of Ownership, and ease of installation and maintenance. The ease of installation and maintenance is enabled by the Philips Service tag. Moreover, the Philips SR (System Ready) socket makes it future-ready and you can pair this luminaire with lighting control and software applications such as Interact City.

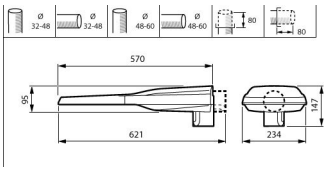
Product Information

| | |
|--|--|
| Product Family Code | BGP392 |
| Mechanical and Housing | |
| Housing Material | Aluminum die cast |
| Optic Material | Polymethyl methacrylate |
| Optical cover material | Glass |
| Fixation material | Aluminum |
| Ingress protection code | - |
| Mech. impact protection code | - |
| Corrosion resistance | 500 hours Salt Spray Test for standard version, 1.000 hours. Salt Spray Test optional Marine Salt Protection (MSP) |
| Certification | |
| CE mark | Yes |
| ENEC mark | ENEC plus mark |
| RoHS mark | Yes |
| WEEE mark | Yes |
| Protection class IEC | II |
| Service | |
| Warranty period | - |
| Serviceability | Class A, luminaire is equipped with serviceable parts (when applicable): LED board, driver, control units, surge protection device, optics, front cover and mechanical parts |
| Light source replaceable | Yes |
| Operating ambient temperature range Tamb | - |
| Performance ambient temperature (Tq) | 25 °C |
| Lumen maintenance | 1 |
| Lifetime | 100000 h |
| Control gear failure rate at median useful life 100000h | 10% |
| Surge protection | 6KV in Common or Differential mode as standard, 10KV with optional Surge Protector Device (SPD) |

IPEA - Energy classification

| Road | | Large area | | Historical centers | | Green areas | | Cycle & pedestrian | |
|------|-------|------------|-------|--------------------|-------|-------------|-------|--------------------|-------|
| IPEA | Class | IPEA | Class | IPEA | Class | IPEA | Class | IPEA | Class |
| 1.55 | A4+ | 1.83 | A7+ | 1.97 | A8+ | 1.51 | A4+ | 1.51 | A4+ |

Dimensional drawing(s) - mm



Effective projected area

m²

Light technical Report

Drivers

| | |
|--|---|
| Description | Xi SR 110W 0.2-1.0A SNEMP 230V C150 sXt |
| 12NC | 929002859606 |
| Number of driver(s) | 1 |
| Number of luminaire per MCB 16A | 29 |
| Inrush current | 49 A |
| Inrush time | 290 µs |
| Input Voltage | 220V-240V |
| Input Frequency | 50/60 Hz |
| Start Current | 860 mA |
| End Current | 925 mA |
| System power (minimum) | 108 W |
| System power (maximum) | 116 W |
| System power (average) | 112 W |
| Power consumption tolerance | +/-10% |
| Power Factor (100%) | 0.99 |
| Power Factor (50%) | 0.95 |
| Connectivity | System Ready |
| Dimming | Dynadimmer DDF82 |

Light engine

| | |
|--|---|
| Light source engine type | LED |
| Number of LED | 40 |
| Initial LED luminaire efficacy (source) | 153 lm/W |
| Initial LED luminaire efficacy (system) | 128 lm/W |
| Light source colour | 740 (Neutral White) |
| Init. Colour Rendering Index | 70 |
| Init. CRI tolerance | +/-2 |
| Init. Corr. Colour Temperature | 4000 K |
| Initial tolerance | +/- 180 K (5 SDCM) |
| End of life tolerance | +/- 255 K |
| Initial luminous flux (source) | 16500 lm |
| Luminous flux tolerance | +/-7% |
| Initial luminous flux (system) | 13860 lm |
| Photobiological risk | Risk group 0 (exempt) according to EN IEC 62471 |

Optics

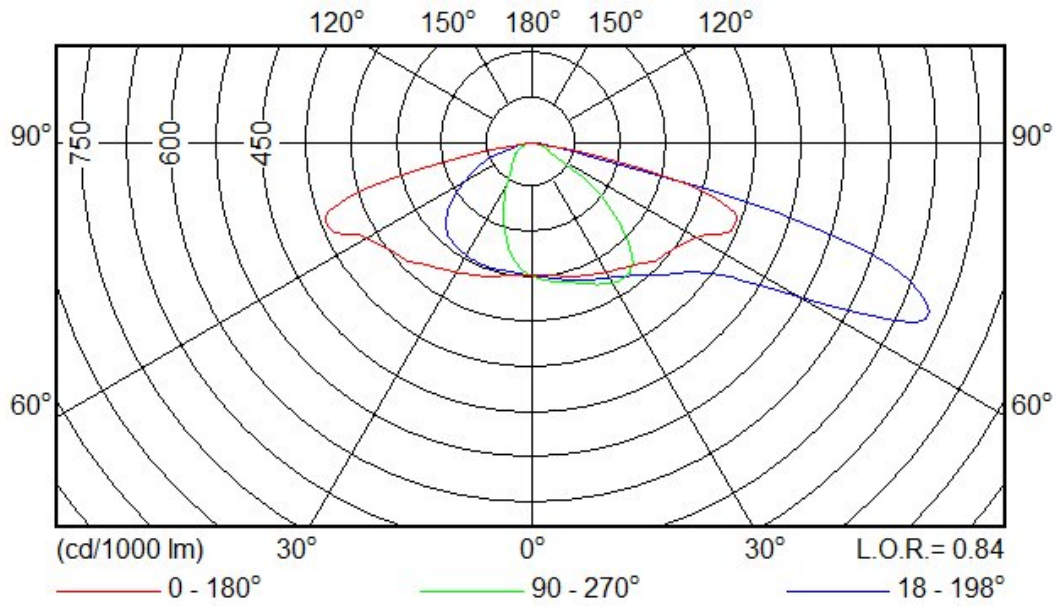
| | |
|--------------------------------|-----------------|
| Optical configuration | DM12 |
| LOR | 0.84 |
| ULR at tilt=0° | 0.00% |
| G* at tilt=0° | G*3 |
| Imax (at 90° and above) | 0 cd/klm |
| CIE code | 39 75 98 100 84 |

Dimming range

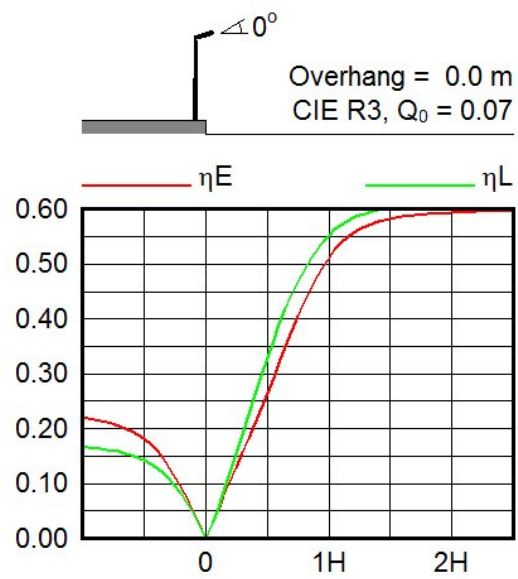
| Current percentage | Current (mA) | System power (minimum) (W) | System power (maximum) (W) | System power (average) (W) | Source flux (lm) | System flux (lm) |
|--------------------|--------------|----------------------------|----------------------------|----------------------------|------------------|------------------|
| 100 | 860 | 108 | 116 | 112 | 16500 | 13860 |
| 95 | 817 | 102 | 110 | 106 | 16010 | 13609 |
| 90 | 774 | 96 | 102 | 100 | 15271 | 12980 |
| 85 | 731 | 91 | 96 | 94 | 14520 | 12487 |
| 80 | 688 | 85 | 90 | 88 | 13759 | 11833 |
| 75 | 645 | 80 | 84 | 82 | 12988 | 11300 |
| 70 | 602 | 75 | 78 | 76 | 12206 | 10619 |
| 65 | 559 | 69 | 72 | 71 | 11414 | 10044 |
| 60 | 516 | 64 | 66 | 65 | 10611 | 9338 |
| 55 | 474 | 59 | 61 | 60 | 9798 | 8622 |
| 50 | 430 | 54 | 55 | 54 | 8975 | 7988 |
| 45 | 387 | 48.5 | 49.5 | 49 | 8141 | 7245 |
| 40 | 344 | 43 | 44 | 43.5 | 7296 | 6493 |
| 35 | 301 | 38 | 39 | 38.5 | 6441 | 5797 |
| 30 | 258 | 33 | 33.5 | 33.5 | 5575 | 5018 |
| 25 | 215 | 28 | 28.5 | 28 | 4699 | 4229 |
| 20 | 172 | 23 | 23.5 | 23.5 | 3813 | 3432 |
| 15 | 129 | 18.2 | 18.4 | 18.2 | 2916 | 2624 |
| 10 | 86 | 12.6 | 12.6 | 12.6 | 2008 | 1807 |

Photometric Graphs

Polar intensity diagram




Utilisation factor curve and luminance yield diagram Relative isolux diagram



Horizontal Illuminance $\triangle 0^\circ$

| H (m) | E_{max} (lux) |
|-------|-----------------|
| 4.0 | 233 |
| 6.0 | 104 |
| 8.0 | 58 |

M.F. = 1.0



Lab Information & Certification

Lab Information

Test standards

| | |
|---------------------------------|---|
| EN 13032-4:2015 | Light and lighting. Measurement and presentation of photometric data of lamps and luminaires. Part 4: LED lamps, modules and luminaires |
| EN 13032-1:2014 | Light and lighting. Measurement and presentation of photometric data of lamps and luminaires. Part 1: Measurement and file format |
| IEC 62717:2014+AMD1:2015 | LED modules for general lighting - performance requirements |
| IES LM-79-08 | IES Approved Method: Electrical and Photometric Measurements of Solid-State Lighting Products |
| IEC / EN 62722-1:2014 | Luminaire performance - Part 1: General requirements |
| IEC / EN 62722-2-1:2014 | Luminaire performance - Part 2-1: Particular requirements for LED luminaires |

Test equipment

| | |
|--------------------------------------|--------------------------|
| LMT GO-DS 2000 Goniometer (C/G) | <input type="checkbox"/> |
| Yokogawa WT3000 power analyzer | <input type="checkbox"/> |
| Chroma 6415 programmable AC source | <input type="checkbox"/> |
| Agilent 6675A system DC power supply | <input type="checkbox"/> |
| Integrating sphere U-101-A | <input type="checkbox"/> |
| EM TEST NetWave3 AC/DC source | <input type="checkbox"/> |
| FLUKE Norma 4000 power analyzer | <input type="checkbox"/> |
| Sonopan L-100 luxmeter | <input type="checkbox"/> |
| Gigahertz X1-3 hazard lightmeter | <input type="checkbox"/> |
| Gigahertz XD-45-HB-4 Head | <input type="checkbox"/> |
| Gigahertz XD-45-HUV-4 head | <input type="checkbox"/> |

MEASUREMENT UNCERTAINTIES

| Type of test | Uncertainties |
|----------------------------|---------------|
| Luminous flux | +/- 2.2 % |
| Power | +/- 0.5 % |
| Imax | +/- 2.2 % |
| Beam angle of Imax | +/- 0.1° |
| Ambient temperature 0-50°C | +/- 0.1°C |

.....
Signed-off by
Dariusz Pierzchanowski

DISCLAIMER: This photometry report is compiled based on real measurement done in Signify Laboratories during development and release of new products and calculation data pulled from PPS web-based tool and internal data. The values present in this report may differ from real values measured for specific product, but not more than +/-10 % on power and +/- 7% on lumen.



Łukasiewicz – IMiF Oddział PREDOM
Centrum Badań i Certyfikacji
02-255 Warszawa, ul. Krakowiaków 53



CERTIFICATE OF ACCEPTANCE

Customer's Testing Facility CTF-Stage 3 / E-CTF – Stage 3

Ref. No. 1/CTF/01/23

It is hereby confirmed that the
Laboratory of Quality

Signify Poland Sp. z o.o. O/Kętrzyn
ul. Chrobrego 8, 11-400 Kętrzyn
Poland

is authorized by Łukasiewicz- IMiF PREDOM Division to perform testing
for the certification body Łukasiewicz- IMiF PREDOM Division
in the framework of
ENEC, ENEC+, CCA agreements, IECEE CB Scheme and national certification
for the products and standards as referred in the Appendix to this certificate and
under conditions as mentioned in the Contract No. SMT/01/12 dated 10.10.2012
This procedure is fully in accordance with the following operational documents

IECEE OD-2048
OD ECS 032

The technical competence of the laboratory
has been checked according to

EN ISO/IEC 17025:2017

*the proof has been given in the assessment carried out by Łukasiewicz- IMiF PREDOM Division
This certificate is valid if the laboratory observes the requirements of the above mentioned standard and Operational Documents
and under conditions of the Contract No. No. SMT/01/12 dated 10.10.2012*

This certificate is valid until: **2024-06-26**

Signed by /
Podpisano przez:
Paweł Andrzej
Oziębło
Date / Data:
2023-06-26 09:34

Manager of Certification Office



Warsaw, 2023.06.26

IECEE CTF Program

This Certificate Of Acceptance confirms the participation of the above mentioned laboratory in the CTF program of IECEE and does not authorize the manufacturer to use any certification mark of Łukasiewicz-IMiF Oddział PREDOM or IECEE.



Łukasiewicz – IMiF Oddział PREDOM
Centrum Badań i Certyfikacji
02-255 Warszawa, ul. Krakowiaków 53



APPENDIX TO CERTIFICATE

Ref. No. 1/CTF/01/23

Customer's Testing Facility CTF-Stage 3 / E-CTF – Stage 3

List of products and standards

For which the Laboratory of Quality Signify Poland Sp. z o.o. O/Kętrzyn
is authorized to perform testing
for the certification body Łukasiewicz – IMiF PREDOM Division
in the framework of
ENEC, ENEC+, CCA agreements, IECEE CB Scheme and national certification

| CATEGORY | PRODUCTS*) | STANDARDS**) | | |
|--------------|---|-----------------------------|-------------------------------|-----------------------------|
| | | For ENEC and CCA | For IECEE CB Scheme | For national certification |
| LITE | Fixed general purpose luminaires | EN 60598-1 EN 60598-2-1 | IEC 60598-1 IEC 60598-2-1 | EN 60598-1 EN 60598-2-1 |
| LITE | Recessed luminaires | EN 60598-1 EN 60598-2-2 | IEC 60598-1 IEC 60598-2-2 | EN 60598-1 EN 60598-2-2 |
| LITE | Luminaires for road and street lighting | EN 60598-1 EN 60598-2-3 | IEC 60598-1 IEC 60598-2-3 | EN 60598-1 EN 60598-2-3 |
| LITE | Floodlights | EN 60598-1 EN 60598-2-5 | IEC 60598-1 IEC 60598-2-5 | EN 60598-1 EN 60598-2-5 |
| LITE | Luminaires for emergency lighting | EN 60598-1 EN 60598-2-22 | IEC 60598-1 IEC 60598-2-22 | EN 60598-1 EN 60598-2-22 |
| LITE | Luminaires with limited surface temperatures | EN 60598-1 EN 60598-2-24 | IEC 60598-1 IEC 60598-2-24 | EN 60598-1 EN 60598-2-24 |
| LITE | LED modules for general lighting | EN 62031 | IEC 62031 | EN 62031 |
| LITE (ENEC+) | LED modules for general lighting | EPRS 001/ IEC 62717 | - | - |
| LITE (ENEC+) | Luminaires | EPRS 002/ IEC 62722-1 | - | - |
| LITE (ENEC+) | LED Luminaires | EPRS 003/ IEC 62722-2-1 | - | - |
| LITE | Lamp and luminaires | - | - | EN 13032-1 |
| LITE | Lamp and luminaires | - | - | EN 13032-2 |
| LITE | Lamp and luminaires | - | - | EN 13032-3 |
| LITE | LED lamps, modules and luminaires | - | - | EN 13032-4 |
| LITE | Solid-State Lighting Products | - | - | LM-79 |
| HOR | Degrees of protection provided by enclosures for electrical equipment against external mechanical impacts (IK code) | EN 62262 | IEC 62262 | EN 62262 |

*) – Name and address of manufacturing place of the products: Signify Poland Sp. z o.o. O/Kętrzyn ul. Chrobrego 8, 11-400 Kętrzyn., Poland
**) – newest edition of the standards/documents

Signed by /
Podpisano przez:

Paweł Andrzej
Oziębło
Date / Data:
2023-06-26 09:34
Manager of Certification Office



Warsaw, 2023.06.26



Testing Facilities CTF STAGE 3

E02/000009

AENOR recognizes that the testing facilities of the organization

SIGNIFY B.V.

registered office I.B.R.S./C.C.R.I. N° 10461
5600 VB EINDHOVEN (The Netherlands)

have been accepted for the **Application of procedure CUSTOMER'S TESTING FACILITIES (CTF) - STAGE 3**

in conformity with international documents IECCE OD-2048 / ETICS OD-ECS 032

Name of testing facility Signify Manufacturing Spain
Address of testing facility Crta. de las Arcas Reales, s/n
47008 Valladolid - Spain

See annex for more information.

Certification scheme This recognition has been issued pursuant to international documents IECCE OD-2048 / ETICS OD-ECS 032 for performing the testing in accordance with standard(s) as detailed in annex.

This certificate is valid unless it is cancelled or withdrawn upon AENOR's written notification and for the particular conditions laid down in the agreement signed by both parties.

This certificate supersedes E02/000009, dated 2023-03-28

First issued on 2018-10-23
Modified on 2023-05-19
Validity 2024-10-23



Rafael GARCÍA MEIRO
CEO

AENOR INTERNACIONAL S.A.U.
Génova, 6. 28004 Madrid. España
Tel. +34 91 432 60 00 - www.aenor.com



Testing Facilities CTF STAGE 3

E02/000009

Annex to Certificate

Name of testing facility Signify Manufacturing Spain
 Address of testing facility Crta. de las Arcas Reales, s/n
 47008 Valladolid - Spain

| Category | Standards | Clauses |
|----------|--|--------------------------------------|
| LITE | IEC 60598-1:2014 + AMD1:2017 | All clauses |
| LITE | IEC 62471:2006, IEC TR 62778:2014 | All clauses |
| LITE | EN 60598-1:2015 + A1:2018 | All clauses |
| LITE | EN 60598-2-1:1989 | All clauses |
| LITE | EN 60598-2-2:2012 | All clauses |
| LITE | EN 60598-2-3:2003 + A1:2011 | All clauses |
| LITE | EN 60598-2-5:2015 | All clauses |
| LITE | EN 60598-2-24:2013 | All clauses |
| LITE | EN 62031:2008 + A1:2013 + A2:2015 | All clauses |
| LITE | EN 62471:2008 | All clauses |
| LITE | IEC 60598-2-1:1979 + AMD1:1987 | All clauses |
| LITE | IEC 62031:2018 | All clauses |
| LITE | IEC 62717:2014 + AMD1:2015 + AMD2:2019 | All clauses |
| LITE | IEC 60598-2-2:2011 | All clauses |
| LITE | IEC 62722-2-1:2014 | All clauses |
| LITE | PD EPRS 001:2014-12 | All clauses |
| LITE | PD EPRS 003:2014-12 | All clauses |
| LITE | PD EPRS 001:2018-05 | All clauses |
| LITE | PD EPRS 003:2018-05 | All clauses |
| - | EN 62262:2002 + A1:2021 | All clauses |
| LITE | IEC 60598-1:2020 | All clauses except 9.2.10 and 9.2.11 |
| LITE | IEC 60598-2-1:2020 | All clauses |
| LITE | EN IEC 60598-1:2021 + A11:2022 | All clauses except 9.2.10 and 9.2.11 |
| LITE | EN IEC 60598-2-1:2021 | All clauses |
| LITE | IEC 60598-2-3:2002 + AMD1:2011 | All clauses |
| LITE | EN IEC 62031:2020 + A11:2021 | All clauses |
| LITE | IEC 60598-2-5:2015 | All clauses |
| LITE | IEC 60598-2-24:2013 | All clauses |
| - | IEC 62262:2002 + AMD1:2021 | All clauses |
| LITE | IEC 60529:2013 | All clauses |
| LITE | IEC 62031:2008 + AMD1:2012 + AMD2:2014 | All clauses |

First issued on 2018-10-23
 Modified on 2023-05-19
 Validity 2024-10-23

AENOR INTERNACIONAL S.A.U.
 Génova, 6. 28004 Madrid. España
 Tel. +34 91 4326000 - www.aenor.com

