

Light is OSRAM



LINEARlight FLEX Tunable White IP00

Adjust the light color temperature and simulate natural daylight or create the perfectly cozy atmosphere

LF1100/3400TW-G5



Features & Benefits

- High luminous flux up to 3400 lm/m
- Adjustable color temperature via Tunable White: 2200...3500 K 2500...4000K, 2700...5700K
- Color uniformity ≤ 3 SDCM*
- CRI90
- Lifetime up to 60.000 h L80B10 at T_p , with SDT Technology
- Dimmable down to 0.1% with OPTOTRONIC® LED drivers
- Internal constant current regulators on each single cut unit
- LM80 & LM79 compliant
- High quality materials for long lasting stable performances
- Easy mounting on many smooth surfaces thanks to self-adhesive tape
- Top reliability with Reel-to-Reel technology, 186 LED/m
- High speed protection in case of accidental miswiring up to 25V
- Pre-soldered wires with the optional Connection System
- Made in Italy

Application areas

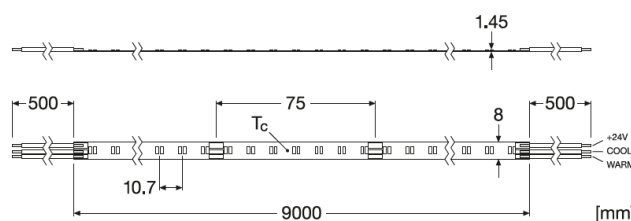
Cove lighting, Shop lighting, Offices, Dynamic lighting applications

Standards

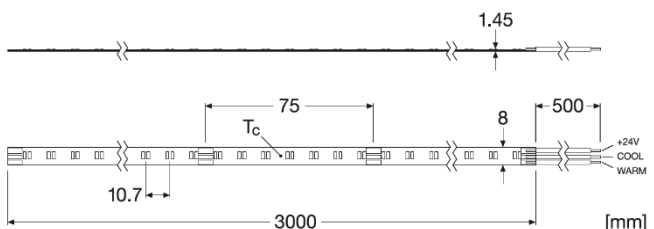
CE, ENEC 10 VDE, EAC, UL Recognized according UL 8750

Technical data

LF1100TW...09 L2

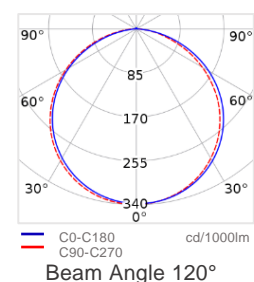


LF3400TW...03 L1









Lowest Bending Radius = 20 mm
Max. operable length = product length

Nominal Voltage	24.0 V
Accidental reverse voltage protection up to	25.0 V
Temperature range in operation @ T_c point	-20°C...+85°C
Storage Temperature	-40°C...+85°C
Ambient Temperature with profile **	-20°C...+50 °C



Technical data

TUNABLE WHITE		Color Temperature ¹	CRI	Luminous Flux per meter lm/m	Power W/m	Luminous Efficacy lm/W	Performance Temp. Tp °C	Length m
LF1100TW-G5-922.935-09 L2		2200-3500 K	90	1111	10.9	102	35	9
LF1100TW-G5-925.940-09 L2		2500-4000 K	90	1156	10.4	111	35	9
LF1100TW-G5-927.957-09 L2		2700-5700 K	90	1156	9.8	118	35	9

TUNABLE WHITE		Color Temperature	CRI	Luminous Flux per meter lm/m	Power W/m	Luminous Efficacy lm/W	Performance Temp. Tp °C	Length m
LF3400TW-G5-922.935-03 L1		2200-3500 K	90	3400	34.7	98	45	3
LF3400TW-G5-925.940-03 L1		2500-4000 K	90	3400	32.4	105	45	3
LF3400TW-G5-927.957-03 L1		2500-3500 K	90	3400	30.2	113	45	3

Technical data per each channel

TUNABLE WHITE	BOTH CHANNELS 50% ON			CH1 = 100% ON, CH2 = OFF			CH1 = OFF, CH2 = 100% ON		
	CCT [K]	lm/m	W/m	CCT [K]	lm/m	W/m	CCT [K]	lm/m	W/m
LF1100TW-G5-922.935-09 L2	2760	556	5.5	2200	556	6.1	3500	556	4.9
LF1100TW-G5-925.940-09 L2	3119	578	5.2	2500	578	5.7	4000	578	4.7
LF1100TW-G5-927.957-09 L2	3840	578	4.8	2700	578	5.1	5700	578	4.7
TUNABLE WHITE	BOTH CHANNELS 50% ON			CH1 = 100% ON, CH2 = OFF			CH1 = OFF, CH2 = 100% ON		
	CCT [K]	lm/m	W/m	CCT [K]	lm/m	W/m	CCT [K]	lm/m	W/m
LF3400TW-G5-922.935-03 L1	2753	1700	17.4	2200	1700	19.1	3500	1700	15.6
LF3400TW-G5-925.940-03 L1	3109	1700	16.2	2500	1700	17.7	4000	1700	14.7
LF3400TW-G5-927.957-03 L1	3821	1700	15.1	2700	1700	15.7	5700	1700	14.5

Melanopic effect - Human Centric Lighting

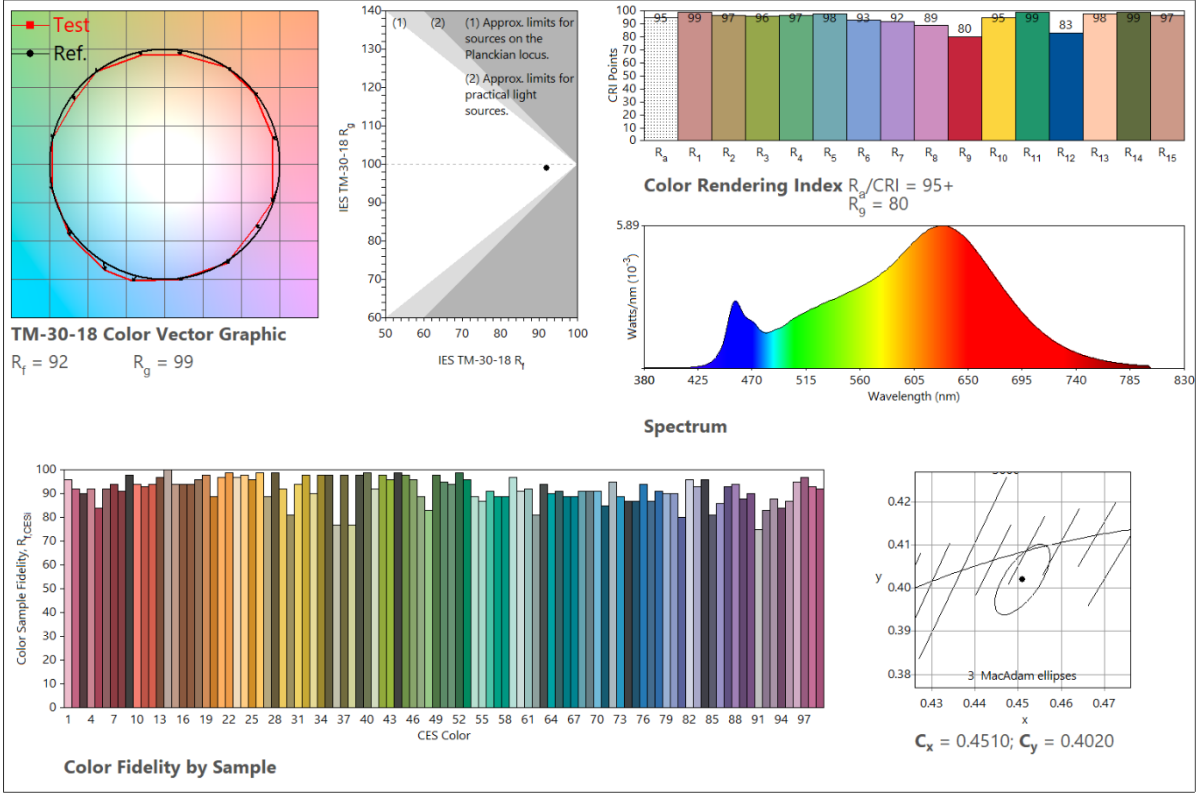
	a _{mel} , v			Φ _{v, mel, D65}			Spectral data [K]			Photometric luminous flux (φ) [lm/m]
	a	b	c	a	b	c	a	b	c	
LF1100TW-G5-922.935-09 L2	0.318	0.449	0.541	351	496	597	2200	2760	3500	556
LF1100TW-G5-925.940-09 L2	0.397	0.501	0.695	418	553	728	2500	3110	4000	578
LF1100TW-G5-927.957-09 L2	0.421	0.620	0.801	765	684	884	2700	3830	5700	578
LF3400TW-G5-922.935-03 L1	0.315	0.436	0.538	348	481	594	2200	2753	3500	1700
LF3400TW-G5-925.940-03 L1	0.373	0.490	0.650	412	541	717	2500	3109	4000	1700
LF3400TW-G5-927.957-03 L1	0.418	0.602	0.795	461	673	877	2700	3821	5700	1700

Operating conditions:

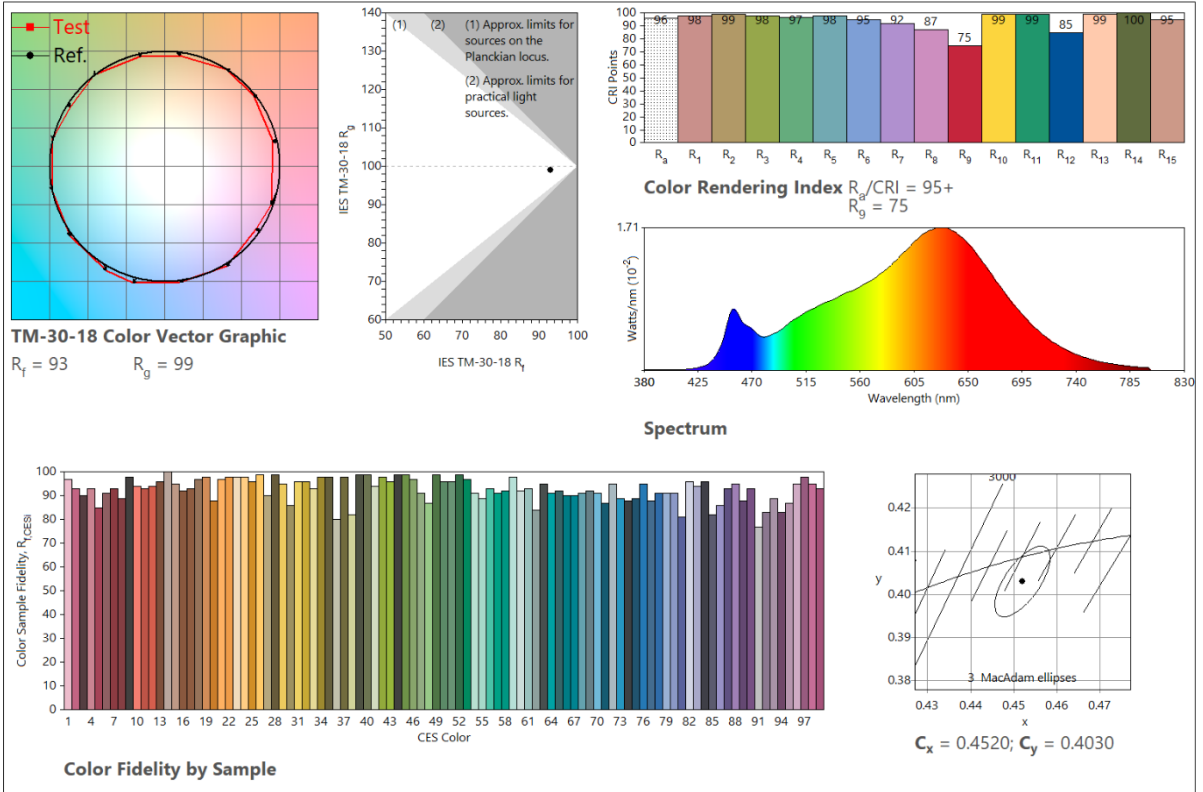
- a: Ch1=100%, Ch2 OFF
- b: Ch1=50%, Ch2=50%
- c: Ch1 OFF, Ch2=100%

Color output data – both channels 50% ON

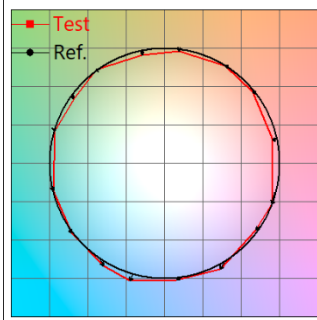
LF1100TW-G5-922.935-09 L2



LF3400TW-G5-922.935-03 L1

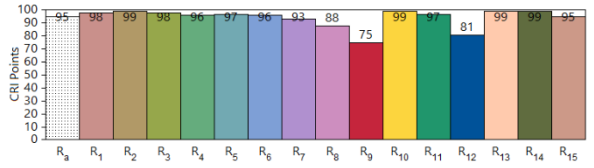
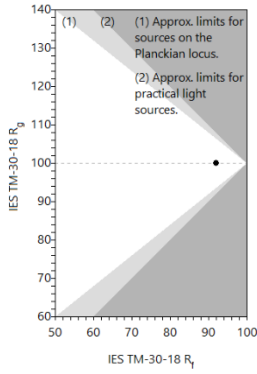


LF1100TW-G5-925.940-09 L2

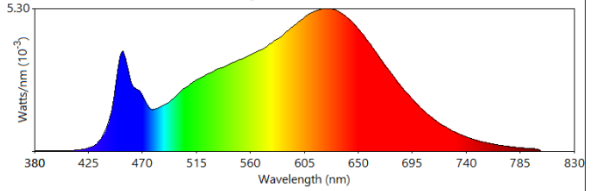


TM-30-18 Color Vector Graphic

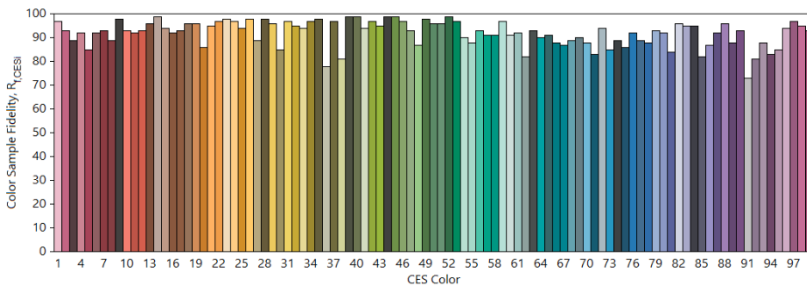
$R_t = 92$ $R_g = 100$



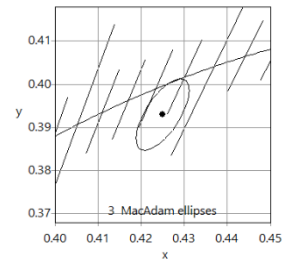
Color Rendering Index $R_a/CRI = 95+$
 $R_g = 75$



Spectrum

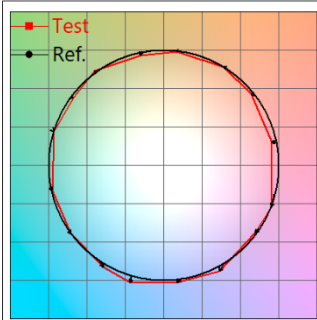


Color Fidelity by Sample



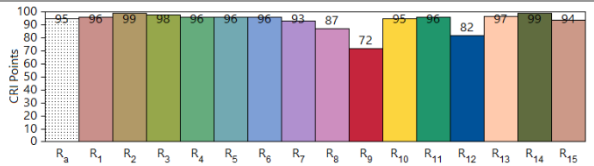
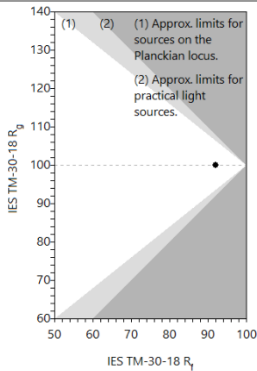
$C_x = 0.4250$; $C_y = 0.3930$

LF3400TW-G5-925.940-03 L1

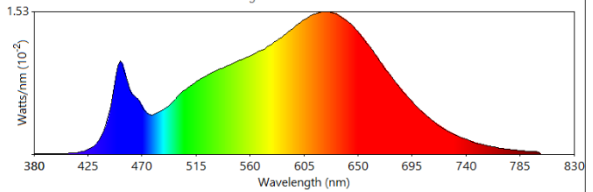


TM-30-18 Color Vector Graphic

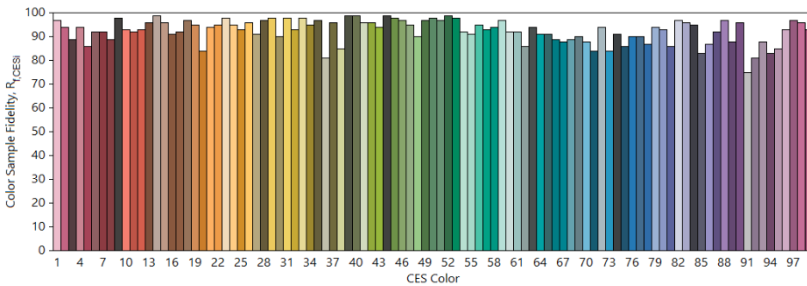
$R_t = 92$ $R_g = 100$



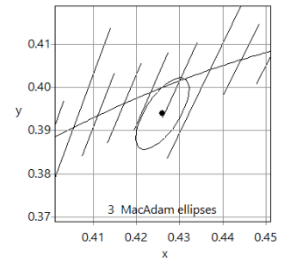
Color Rendering Index $R_a/CRI = 95+$
 $R_g = 72$



Spectrum

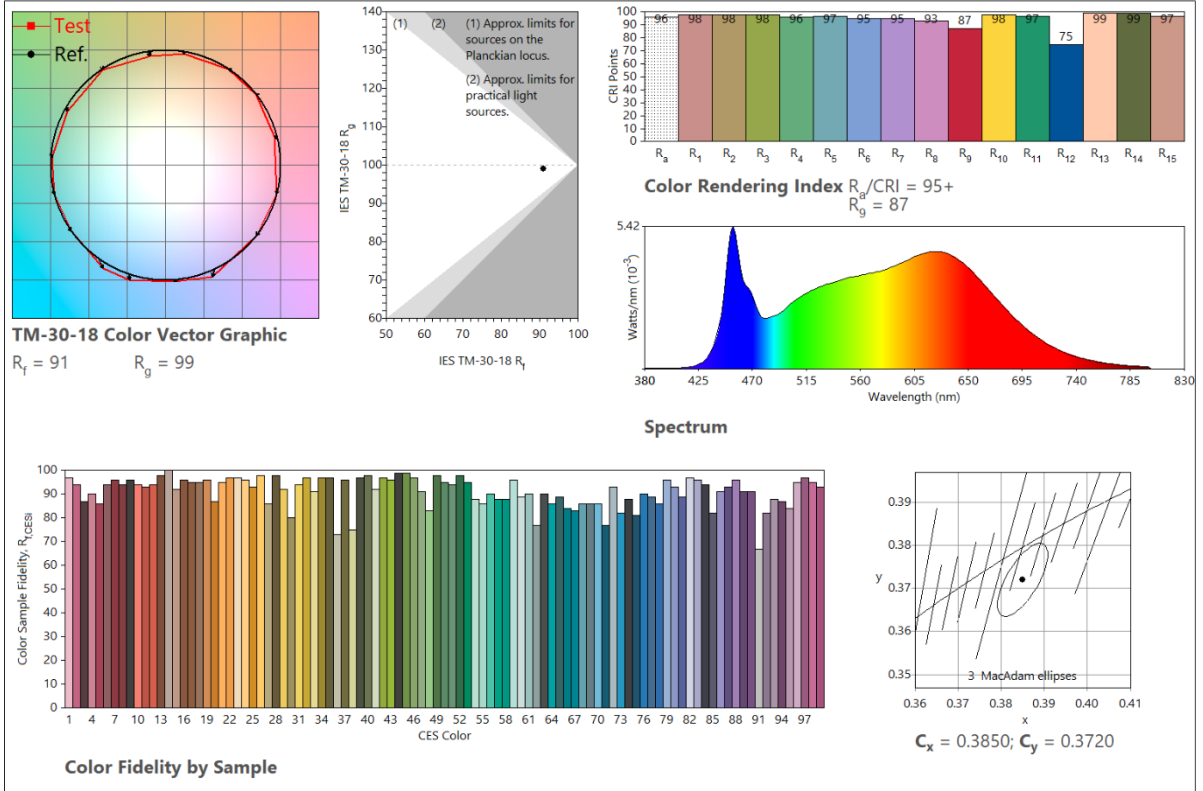


Color Fidelity by Sample

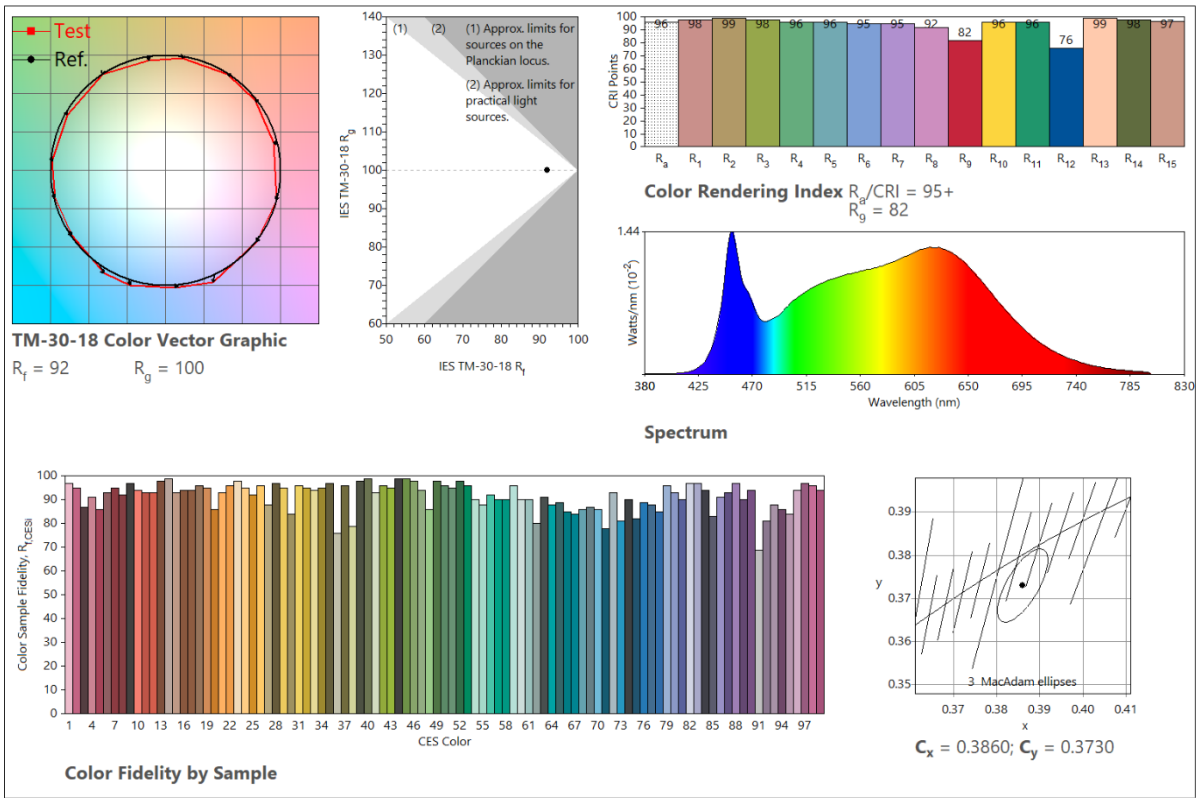


$C_x = 0.4260$; $C_y = 0.3940$

LF1100TW-G5-927.957-09 L2

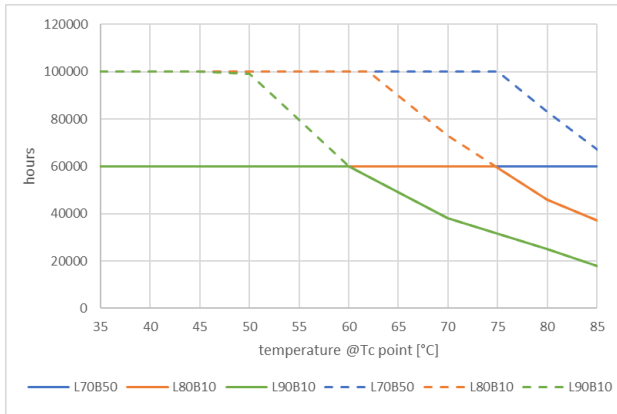


LF3400TW-G5-927.957-03 L1

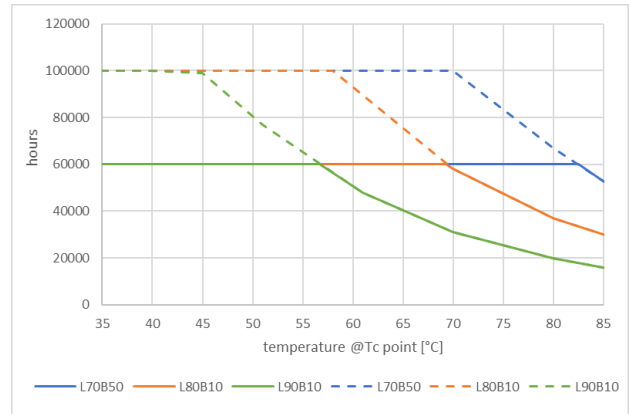


Lifetime charts

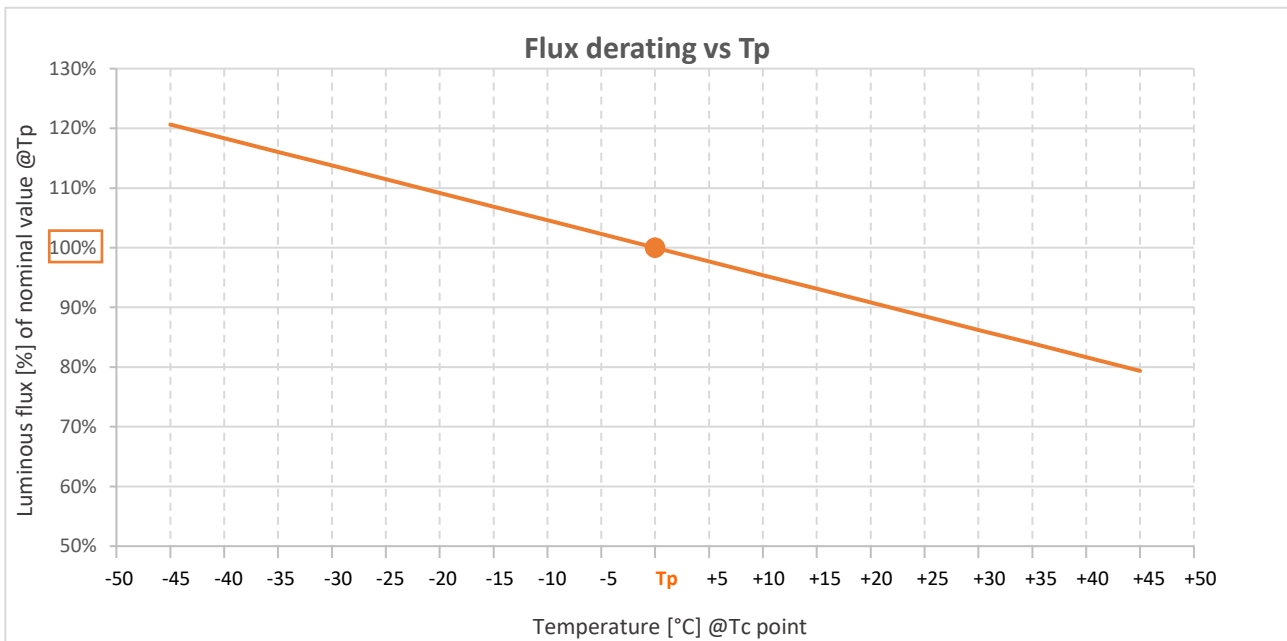
LF1100TW



LF3400TW

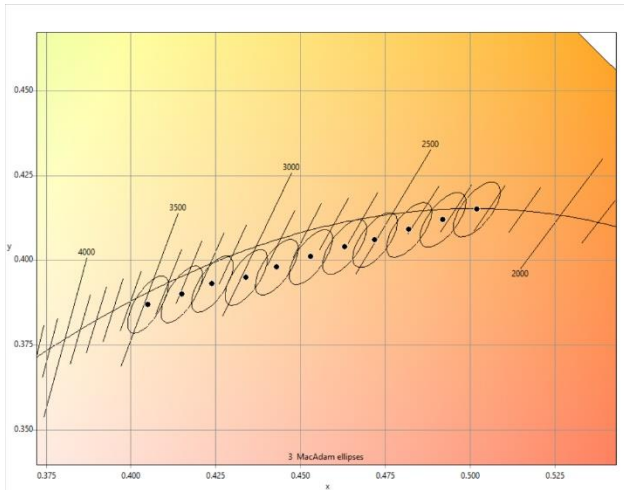
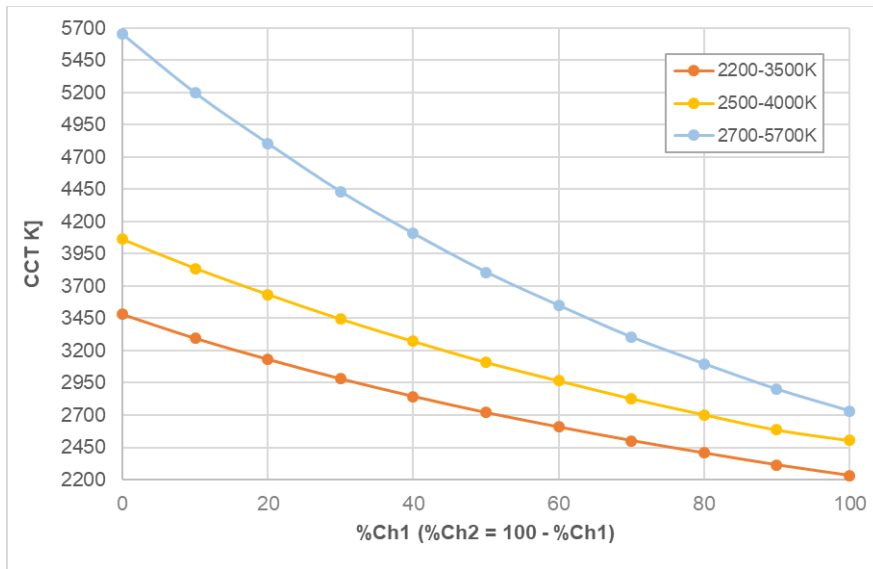


Luminous Flux maintenance according to Tp value

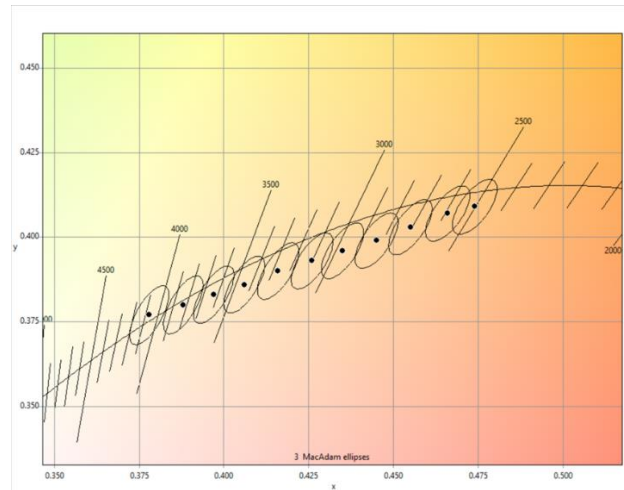


Note: Light flux varies with the temperature measured @Tc point; nominal values is given @Tc = Tp. Flux increases when Tc decreases.

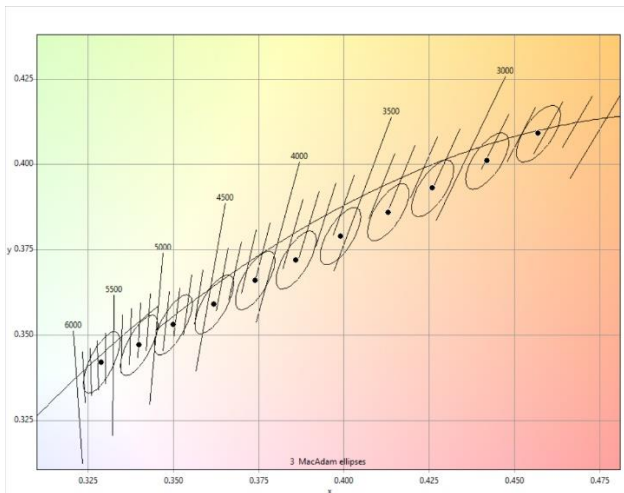
Color Mixing



LFxx00TW-G5-922.935



LFxx00TW-G5-925.940

















LFxx00TW-G5-927.957

Order Code















Product description	Product code	Dimensions (length x width x height)	EAN10 Package content
LF1100TW-G5-922.935-09 L2	4062172189255	9000 x 8 x 1.45mm	1x Led strip both ends with pre-soldered wires
LF1100TW-G5-925.940-09 L2	4062172189279	9000 x 8 x 1.45mm	1x Led strip both ends with pre-soldered wires
LF1100TW-G5-927.957-09 L2	4062172189293	9000 x 8 x 1.45mm	1x Led strip both ends with pre-soldered wires
LF3400TW-G5-922.935-03 L1	4062172189316	3000 x 8 x 1.45mm	1x Led strip with single pre-soldered wires
LF3400TW-G5-925.940-03 L1	4062172189330	3000 x 8 x 1.45mm	1x Led strip with single pre-soldered wires
LF3400TW-G5-927.957-03 L1	4062172189354	3000 x 8 x 1.45mm	1x Led strip with single pre-soldered wires

Choose your accessories















	Product Type	Product description	Product code (EAN10)	EAN10 Package content	MOQ
	 3pin Connector 500mm cable	CONN-FLEX-3P-050 KIT 10PCS	4062172179690	10x Connectors	10
	 3pin Connector 2000mm cable	CONN-FLEX-3P-200 KIT 10PCS	4062172179720	10x Connectors	10
	 Jumper	FX-SC08-G2-CT4PJ	4052899464858	25x Jumpers	25
	 Bridge 30 mm cable	CORNER-FLEX-4P-003 KIT 10PCS	4062172179638	10x Bridges	10
	 Bridge 150 mm cable	CORNER-FLEX-4P-015 KIT 10PCS	4062172179676	10x Bridges	10
	 3pin Connector 500mm cable	FX-SC08-G2-CT3PF-0500HF	4052899464735	20x Connector	20
	 3pin Connector 500mm cable	FX-SC08-G2-CT3PFE-0500HF	4052899464766	20x Connector	20
	 Extension wire 30 mm cable	FX-SC08-G1-FW4P-LIN-0030	4008321875587	100x Extension wire	100
	 Extension wire 150 mm cable	FX-SC08-G1-FW4P-LIN-0150	4008321875563	50x Extension wire	50
	 Extension wire 300 mm cable	FX-SC08-G1-FW4P-LIN-0300	4052899469259	50x Extension wire	50

Profile System compatibility

The table reports the maximum recommended ambient temperature for each listed track in combination with LF TW in case of surface mounting. In this condition the expected Tc of LED strip is the maximum allowed.

 THERMAL MEASUREMENTS FOR SURFACE MOUNTING							
Track Type	Product description	Product code (EAN)	Ambient Temperature °C				
			LF1100TW DT6	LF1100TW DT8	LF3400TW DT6	LF3400TW DT8	
 Slim Track	LF-LTS-2100	4008321978981	50	50	30	50	
 Slim Track	FX-QMS-G1-TU15H6-300	4052899448865	50	50	30	50	
 Slim Track	FX-QMS-G1-TU15H6W3-300	4052899448889	50	50	30	50	
 Slim Track	FX-QMS-G1-TU16H12-300	4052899448964	50	50	35	50	
 Slim Track	FX-QMS-G1-TU16H12W3-300	4052899448988	50	50	35	50	
 Slim Track	FX-QMS-G1-TR19H16-300	4052899449008	50	50	35	50	
 Slim Track	FX-QMS-G1-TU16H12LS-300	4052899449046	50	50	35	50	
 Slim Track	FX-QMS-G1-T45D19H19-300	4052899448667	50	50	35	50	
 Wide Track	FX-QMW-G1-TK30D46H27-300	4052899448827	50	50	40	50	
 Wide Track	FX-QMW-G1-TU26H8-300	4052899448643	50	50	35	50	
 Wide Track	FX-QMW-G1-TU26H25W10-300	4052899448773	50	50	45	50	
 Wide Track	FX-QMW-G1-TU26H25W2-300	4052899448841	50	50	45	50	
 Wide Track	FX-QMW-G1-TU26H25-300	4052899448803	50	50	45	50	

The table reports the maximum recommended ambient temperature for each listed track in combination with TW in case of recessed mounting. In this condition the expected Tc of LED strip is the maximum allowed.

 THERMAL MEASUREMENTS FOR RECESSED MOUNTING							
Track Type	Product description	Product code (EAN)	Ambient Temperature °C				
			LF1100TW DT6	LF1100TW DT8	LF3400TW DT6	LF3400TW DT8	
 Slim Track	LF-LTS-2100	4008321978981	50	50	-	45	
 Slim Track	FX-QMS-G1-TU15H6-300	4052899448865	50	50	-	45	
 Slim Track	FX-QMS-G1-TU15H6W3-300	4052899448889	50	50	-	45	
 Slim Track	FX-QMS-G1-TU16H12-300	4052899448964	50	50	-	45	
 Slim Track	FX-QMS-G1-TU16H12W3-300	4052899448988	50	50	-	45	
 Slim Track	FX-QMS-G1-TR19H16-300	4052899449008	50	50	25	45	
 Slim Track	FX-QMS-G1-TU16H12LS-300	4052899449046	50	50	-	45	
 Slim Track	FX-QMS-G1-T45D19H19-300	4052899448667	50	50	25	45	
 Wide Track	FX-QMW-G1-TK30D46H27-300	4052899448827	50	50	30	45	
 Wide Track	FX-QMW-G1-TU26H8-300	4052899448643	50	50	25	45	
 Wide Track	FX-QMW-G1-TU26H25W10-300	4052899448773	50	50	30	45	
 Wide Track	FX-QMW-G1-TU26H25W2-300	4052899448841	50	50	30	45	
 Wide Track	FX-QMW-G1-TU26H25-300	4052899448803	50	50	30	45	

Note: -the table is for application evaluation only; always ensure that Tc do not exceed the maximum allowed value.
 -DT6: all channels 100% ON; DT8: both channels 50% ON

For further information please write to flex-support@osram.com, consult our Flex Configurator at www.osram.com/flex-configurator

Disclaimer

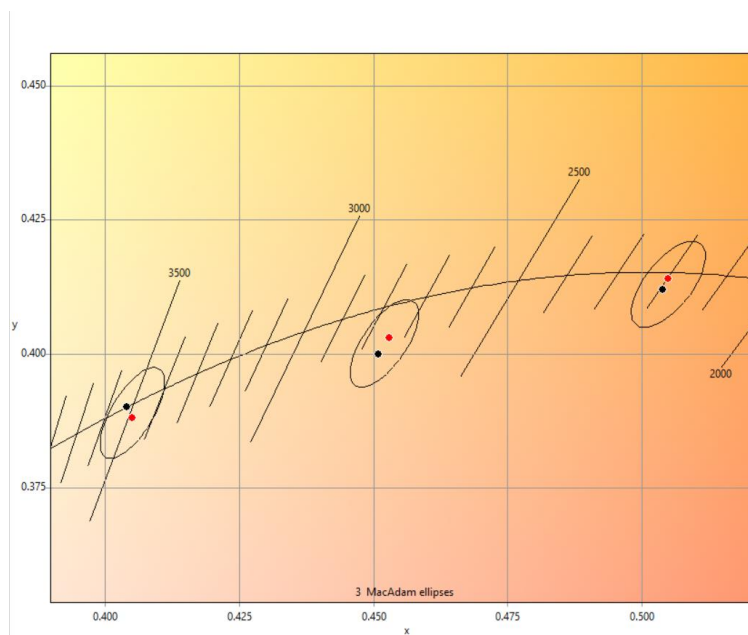
Subject to change without notice. Errors and omission excepted. Make sure to use the most recent release. All values are average typical and cannot be used as reference for compliance tests. Always refer to the official data on web site: www.osram.com

* The color uniformity shown is a result of internal theoretical and statistical evaluation under specific conditions; it is intended to provide the end user with an estimation of color uniformity in real applications. Despite LEDs used in OSRAM strips are single BIN 3 SDCM ellipse, their careful combination in a LED strip with proper manufacturing process, with a probability greater than 90% results in a mixed light through a diffusive material which is within a 2SDCM ellipse for each single channel and within a 3SDCM ellipse when both channels are ON at same time.

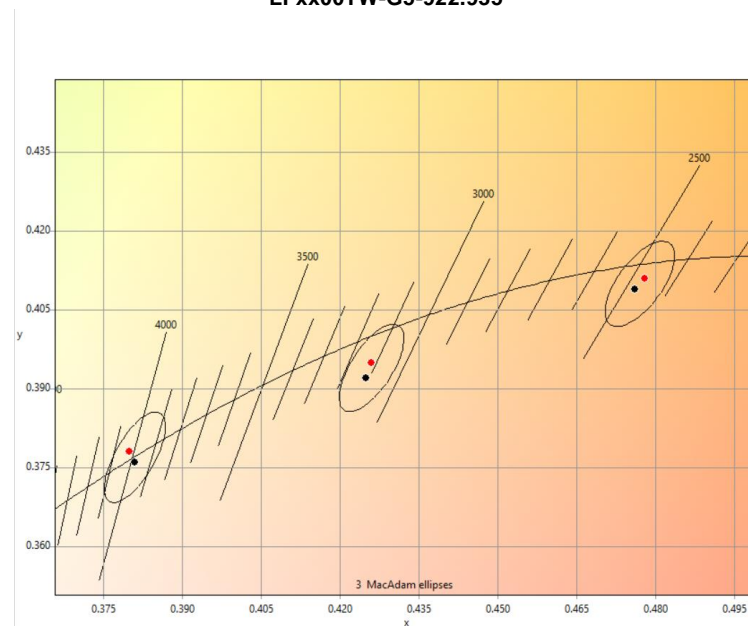
Due to variability of each single chip and statistical math, this indication cannot be considered as legally binding. The guaranteed color consistency claim can be found inside the data sheets of each product.

** Always ensure that Tc will not exceed the maximum allowed value.

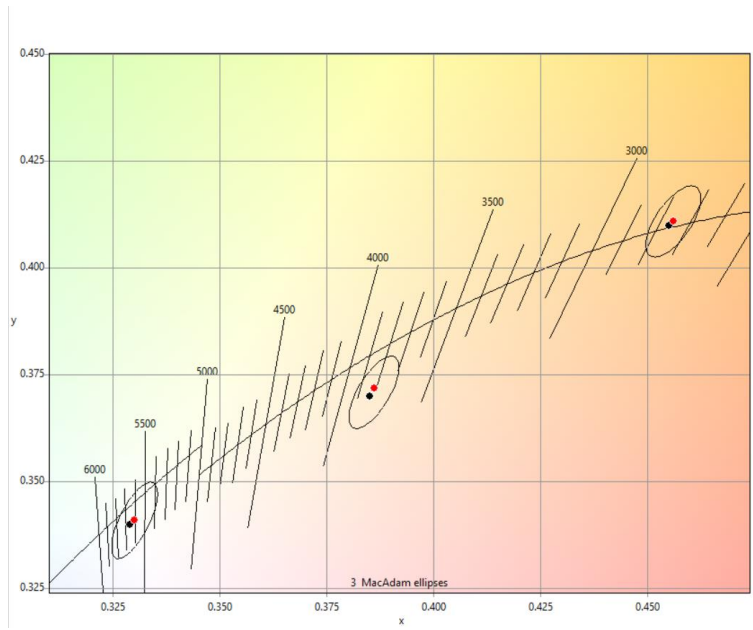
Note regarding the cold channel CCTs: average CCT centers of all four power versions stay within a 3 SDCM ellipse, thus no visible difference between them according to the Mac Adam's studies.



LFx00TW-G5-922.935



LFx00TW-G5-925.940



LFxx00TW-G5-927.957

3 SDCM ellipses

Dots represent the average CCT centers of each lumen package for single channels ON and mixed white with both channels ON

● 1100 lm/m - ● 3400 lm/m

OSRAM GmbH

Head Office:

Marcel-Breuer-Strasse 6
80807 Munich, Germany
Phone +49 89 6213-0
Fax +49 89 6213-2020
www.osram.com

