

LINEARlight FLEX Protect POWER 3000

– LED modules for professional and industrial applications



Product family features

- Flexible and cuttable LED strip
- Luminous flux: up to 3,000 lm/m
- Type of protection: IP67
- Dimmable with PWM technology

Product family benefits

- Color uniformity better than 2 SDCM on the entire LED strip and between strips
- High luminous flux
- Great design freedom thanks to flexibility and cuttability of module
- High-performance silicone for extremely long life and flexibility
- Simple connection thanks to premounted connectors
- Extraordinary design and high quality materials
- Toolless connection only if using the optional CONNECTsystem
- Easy mounting on many smooth surfaces thanks to self-adhesive tape at the back
- Outdoor use possible: UV and salt mist resistant (UV acc. to ISO 4892-2 - Method A, salt mist acc. to IEC 60068-2-52 severity 1)



Product family datasheet

Areas of application

- Facade accent lighting
- Ceiling integration
- Wall integration
- Cove lighting
- Machine lighting
- Path lighting
- Suitable for outdoor use

Product family datasheet

Technical data

| Product description | Electrical data | | | | | | Photometrical data |
|----------------------------------|-----------------|-----------------|---------------------------|---------------|---------------------|---|--------------------|
| | Nominal voltage | Type of current | Nominal wattage per meter | Rated wattage | Input voltage range | Accidental reverse input voltage protection up to | Light color LED |
| LFP3000 -G3-824-03 ¹⁾ | 24.0 V | DC | 28.9 W | 86.70 W | 23...24 V | 25 V | White |
| LFP3000 -G3-827-03 ¹⁾ | 24.0 V | DC | 28.9 W | 86.70 W | 23...24 V | 25 V | White |
| LFP3000 -G3-830-03 ¹⁾ | 24.0 V | DC | 28.9 W | 86.70 W | 23...24 V | 25 V | White |
| LFP3000 -G3-840-03 ¹⁾ | 24.0 V | DC | 23.7 W | 71.10 W | 23...24 V | 25 V | White |
| LFP3000 -G3-860-03 ¹⁾ | 24.0 V | DC | 21.8 W | 65.40 W | 23...24 V | 25 V | White |
| LFP3000 -G3-935-03 | 24.0 V | DC | 28.9 W | 86.70 W | 23...25 V | 25 V | White |
| LFP3000 -G3-940-03 ¹⁾ | 24.0 V | DC | 28.9 W | 86.70 W | 23...24 V | 25 V | White |
| LFP3000 -G3-960-03 ¹⁾ | 24.0 V | DC | 26.5 W | 79.50 W | 23...24 V | 25 V | White |
| LFP3000 -G3-SW40 ¹⁾ | 24.0 V | DC | 27.6 W | 82.80 W | 23...24 V | 25 V | White |

| Product description | Color temperature | Color rendering index Ra | Luminous flux per meter | Total useful luminous flux | Luminous efficacy | Standard deviation of color matching | Light color (designation) |
|----------------------------------|-------------------|--------------------------|-------------------------|----------------------------|-------------------|--------------------------------------|---------------------------|
| LFP3000 -G3-824-03 ¹⁾ | 2400 K | >80 | 2800 lm | 8400 lm | 97 lm/W | ≤3,5 sdc | 2400 K |
| LFP3000 -G3-827-03 ¹⁾ | 2700 K | >80 | 3000 lm | 9000 lm | 104 lm/W | ≤3,5 sdc | 2700 K |
| LFP3000 -G3-830-03 ¹⁾ | 3000 K | >80 | 3000 lm | | 104 lm/W | | 3000 K |
| LFP3000 -G3-840-03 ¹⁾ | 4000 K | >80 | 3000 lm | | 127 lm/W | | 4000 K |
| LFP3000 -G3-860-03 ¹⁾ | 6000 K | >80 | 2800 lm | 8400 lm | 128 lm/W | ≤3,5 sdc | 6000 K |
| LFP3000 -G3-935-03 | 3500 K | >90 | 2850 lm | | 99 lm/W | | 3500 K |
| LFP3000 -G3-940-03 ¹⁾ | 4000 K | >90 | 3000 lm | 9000 lm | 104 lm/W | ≤3,5 sdc | 4000 K |
| LFP3000 -G3-960-03 ¹⁾ | 6000 K | >90 | 3000 lm | 9000 lm | 113 lm/W | ≤3,5 sdc | 6000 K |
| LFP3000 -G3-SW40 ¹⁾ | 4300 K | >90 | 3000 lm | 9000 lm | 109 lm/W | ≤3,5 sdc | 4000 K |

| Product description | Light technical data | | | | | LED module information |
|----------------------------------|----------------------|------------|------------------------------------|---------------|---------------------|--------------------------|
| | LED pitch | Beam angle | Rated beam angle (half peak value) | Starting time | Warm-up time (60 %) | Number of LEDs per meter |
| LFP3000 -G3-824-03 ¹⁾ | 14.3 mm | 120 ° | 120.00 ° | < 0.5 s | 0.00 s | 70 |
| LFP3000 -G3-827-03 ¹⁾ | 14.3 mm | 120 ° | 120.00 ° | < 0.5 s | 0.00 s | 70 |
| LFP3000 -G3-830-03 ¹⁾ | 14.3 mm | 120 ° | | | | 70 |
| LFP3000 -G3-840-03 ¹⁾ | 14.3 mm | 120 ° | | | | 70 |
| LFP3000 -G3-860-03 ¹⁾ | 14.3 mm | 120 ° | 120.00 ° | < 0.5 s | 0.00 s | 70 |
| LFP3000 -G3-935-03 | 14.29 mm | 120 ° | | | | 70 |
| LFP3000 -G3-940-03 ¹⁾ | 14.3 mm | 120 ° | 120.00 ° | < 0.5 s | 0.00 s | 70 |
| LFP3000 -G3-960-03 ¹⁾ | 14.3 mm | 120 ° | 120.00 ° | < 0.5 s | 0.00 s | 70 |
| LFP3000 -G3-SW40 ¹⁾ | 14.3 mm | 120 ° | 120.00 ° | < 0.5 s | 0.00 s | 70 |

Product family datasheet

| Product description | Number of LEDs per smallest unit | Maximum operable length | Dimensions & weight | | | |
|----------------------------------|----------------------------------|-------------------------|---------------------|------------------------|---------|---------|
| | | | Length | Length – smallest unit | Width | Height |
| LFP3000 -G3-824-03 ¹⁾ | 7 | 3000 mm ²⁾ | 3000 mm | 100.0 mm | 11.1 mm | 4.5 mm |
| LFP3000 -G3-827-03 ¹⁾ | 7 | 3000 mm ²⁾ | 3000 mm | 100.0 mm | 11.1 mm | 4.5 mm |
| LFP3000 -G3-830-03 ¹⁾ | 7 | 3000 mm ²⁾ | 3000 mm | 100.0 mm | 11.1 mm | 4.5 mm |
| LFP3000 -G3-840-03 ¹⁾ | 7 | 3000 mm ²⁾ | 3000 mm | 100.0 mm | 11.1 mm | 4.5 mm |
| LFP3000 -G3-860-03 ¹⁾ | 7 | 3000 mm ²⁾ | 3000 mm | 100.0 mm | 11.1 mm | 4.5 mm |
| LFP3000 -G3-935-03 | 7 | | 3000 mm | 100.0 mm | 11.1 mm | 4.50 mm |
| LFP3000 -G3-940-03 ¹⁾ | 7 | 3000 mm ²⁾ | 3000 mm | 100.0 mm | 11.1 mm | 4.5 mm |
| LFP3000 -G3-960-03 ¹⁾ | 7 | 3000 mm ²⁾ | 3000 mm | 100.0 mm | 11.1 mm | 4.5 mm |
| LFP3000 -G3-SW40 ¹⁾ | 7 | 3000 mm ²⁾ | 3000 mm | 100.0 mm | 11.1 mm | 4.5 mm |

| Product description | Cable length | Product weight | Colors & materials | | Temperatures & operating conditions |
|----------------------------------|--------------|----------------|--------------------|---------------|-------------------------------------|
| | | | Cover material | Body material | Performance temp. acc. to IEC 62717 |
| LFP3000 -G3-824-03 ¹⁾ | 500.0 mm | 195.00 g | Silicone | Silicone | 60 °C |
| LFP3000 -G3-827-03 ¹⁾ | 500.0 mm | 195.00 g | Silicone | Silicone | 60 °C |
| LFP3000 -G3-830-03 ¹⁾ | 500.0 mm | 195.00 g | Silicone | Silicone | 60 °C |
| LFP3000 -G3-840-03 ¹⁾ | 500.0 mm | 195.00 g | Silicone | Silicone | 55 °C |
| LFP3000 -G3-860-03 ¹⁾ | 500.0 mm | 195.00 g | Silicone | Silicone | 55 °C |
| LFP3000 -G3-935-03 | 500.0 mm | 195.00 g | Silicone | Silicone | 60 °C |
| LFP3000 -G3-940-03 ¹⁾ | 500.0 mm | 195.00 g | Silicone | Silicone | 60 °C |
| LFP3000 -G3-960-03 ¹⁾ | 500.0 mm | 195.00 g | Silicone | Silicone | 60 °C |
| LFP3000 -G3-SW40 ¹⁾ | 500.0 mm | 195.00 g | Silicone | Silicone | 60 °C |

| Product description | Temperature range in operation at Tc point | Ambient temperature range | Temperature range at storage | Lifespan | |
|----------------------------------|--|----------------------------|------------------------------|-----------------------|------------------------|
| | | | | Rated lamp life time | Nominal lamp life time |
| LFP3000 -G3-824-03 ¹⁾ | -20...70 °C ³⁾ | -20...+50 °C ⁴⁾ | -40...+85 °C | 60000 h ⁵⁾ | 60000 h |
| LFP3000 -G3-827-03 ¹⁾ | -20...70 °C ³⁾ | -20...+50 °C ⁴⁾ | -40...+85 °C | 60000 h ⁵⁾ | 60000 h |
| LFP3000 -G3-830-03 ¹⁾ | -20...70 °C ³⁾ | -20...+50 °C ⁴⁾ | -40...+85 °C | 60000 h ⁵⁾ | 60000 h |
| LFP3000 -G3-840-03 ¹⁾ | -20...70 °C ³⁾ | -20...+50 °C ⁴⁾ | -40...+85 °C | 60000 h ⁵⁾ | 60000 h |
| LFP3000 -G3-860-03 ¹⁾ | -20...70 °C ³⁾ | -20...+50 °C ⁴⁾ | -40...+85 °C | 60000 h ⁵⁾ | 60000 h |
| LFP3000 -G3-935-03 | -20...70 °C ³⁾ | -20...+50 °C ⁴⁾ | -40...80 °C | 60000 h ⁵⁾ | 60000 h |
| LFP3000 -G3-940-03 ¹⁾ | -20...70 °C ³⁾ | -20...+50 °C ⁴⁾ | -40...+85 °C | 60000 h ⁵⁾ | 60000 h |
| LFP3000 -G3-960-03 ¹⁾ | -20...70 °C ³⁾ | -20...+50 °C ⁴⁾ | -40...+85 °C | 60000 h ⁵⁾ | 60000 h |
| LFP3000 -G3-SW40 ¹⁾ | -20...70 °C ³⁾ | -20...+50 °C ⁴⁾ | -40...+85 °C | 60000 h ⁵⁾ | 60000 h |

Product family datasheet

| Product description | Lumen main. fact. at end of nom. life time | Number of switching cycles | Capabilities | Certificates & standards | |
|----------------------------------|--|----------------------------|-----------------------|--------------------------|--------------------|
| | | | Lowest bending radius | Energy efficiency class | Energy consumption |
| LFP3000 -G3-824-03 ¹⁾ | 0.70 | 15000 | 50 mm | A+ ⁶⁾ | 95 kWh/1000h |
| LFP3000 -G3-827-03 ¹⁾ | 0.70 | 15000 | 50 mm | A+ ⁶⁾ | 95 kWh/1000h |
| LFP3000 -G3-830-03 ¹⁾ | | | 50 mm | A+ ⁶⁾ | 95 kWh/1000h |
| LFP3000 -G3-840-03 ¹⁾ | | | 50 mm | A+ ⁶⁾ | 78 kWh/1000h |
| LFP3000 -G3-860-03 ¹⁾ | 0.70 | 15000 | 50 mm | A+ ⁶⁾ | 72 kWh/1000h |
| LFP3000 -G3-935-03 | | | 50 mm | | |
| LFP3000 -G3-940-03 ¹⁾ | 0.70 | 15000 | 50 mm | A+ ⁶⁾ | 95 kWh/1000h |
| LFP3000 -G3-960-03 ¹⁾ | 0.70 | 15000 | 50 mm | A+ ⁶⁾ | 87 kWh/1000h |
| LFP3000 -G3-SW40 ¹⁾ | 0.70 | 15000 | 50 mm | A+ ⁶⁾ | 91 kWh/1000h |

| Product description | Standards | Type of protection | Logistical data |
|----------------------------------|---|--------------------|-----------------|
| | | | Commodity code |
| LFP3000 -G3-824-03 ¹⁾ | CE; ENEC 10 VDE/EAC/UL Recognized component according UL 8750 | IP67 | 940540399000 |
| LFP3000 -G3-827-03 ¹⁾ | CE; ENEC 10 VDE/EAC/UL Recognized component according UL 8750 | IP67 | 940540399000 |
| LFP3000 -G3-830-03 ¹⁾ | CE; ENEC 10 VDE/EAC/UL Recognized component according UL 8750 | IP67 | 940540399000 |
| LFP3000 -G3-840-03 ¹⁾ | CE; ENEC 10 VDE/EAC/UL Recognized component according UL 8750 | IP67 | 940540399000 |
| LFP3000 -G3-860-03 ¹⁾ | CE; ENEC 10 VDE/EAC/UL Recognized component according UL 8750 | IP67 | 940540399000 |
| LFP3000 -G3-935-03 | CE; ENEC 10 VDE/EAC/UL Recognized Component | IP67 | 940540399000 |
| LFP3000 -G3-940-03 ¹⁾ | CE; ENEC 10 VDE/EAC/UL Recognized component according UL 8750 | IP67 | 940540399000 |
| LFP3000 -G3-960-03 ¹⁾ | CE; ENEC 10 VDE/EAC/UL Recognized component according UL 8750 | IP67 | 940540399000 |
| LFP3000 -G3-SW40 ¹⁾ | CE; ENEC 10 VDE/EAC/UL Recognized component according UL 8750 | IP67 | 940540399000 |

¹⁾ Modules perfectly matched to OSRAM OPTOTRONIC LED drivers (see relevant table)/For current photometric data and important safety, installation and application information (see www.osram.com/led-systems),/All the technical parameters apply to the entire module. In view of the complex manufacturing process for light emitting diodes, the typical values given above for the technical LED parameters are merely statistical values that do not necessarily correspond to the actual technical parameters of an individual product; individual products may vary from the typical values

²⁾ Max. cumulative product length powering it from a single end

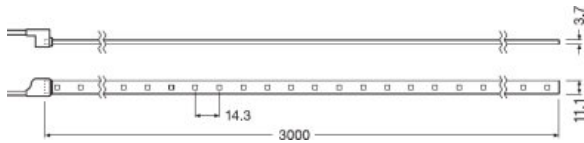
³⁾ Exceeding the maximum ratings will reduce expected life time or destroy the LED strip.

⁴⁾ Rated ambient temp. 25°C/Providing that temperature at Tc point is below max value during operation/Temperature ramping for environmental testing acc. to IEC 62717, 1K/min

⁵⁾ L70/B50 at T_c 40 °C

⁶⁾ Applicable to nearest length value to 50 cm (EN 62717 cl. 6.1)

Product family datasheet



LF Protect Power 3000

Equipment / Accessories

- Simplified connection with optional matching CONNECTsystem
- Quick installation with optional SLIM TRACK System
- Perfectly matched to OPTOTRONIC 24 V electronic control gears

Application advice

For more detailed application information and graphics please see product datasheet.

Product family datasheet

Additional product information

- Some LED modules are equipped with a self-adhesive tape for attaching the LED module to suitable materials, such as aluminum profiles, which must be clean and free of oil or silicone coatings, as well as other dirt/dust particles. The adhesive tape is intended for single use and if removed may damage the material to which it is stuck and the LED module itself, which must then be scrapped. Use the adhesive tape when the installation material temperature is in the 18 °C...35 °C range. Complete adhesion takes up to 72 h.
- LED modules are designed for static installations in accordance with IPC 6013C – Use A. Take material vibrations, repetitive torsion, and elongation/compression into account.
- If the operating environment covers a broad temperature range (e.g. outdoor applications) and the operating length is longer than 2 m, the use of adequate mounting surfaces is required. The use of an additional thicker adhesive tape between LED module and mounting surface is also recommended in order to absorb the stress of any mismatch in expansion. Assure enough space for module expansion with increasing temperature.
- The manufacturer is not responsible for damage due to chemical corrosion. The user must provide suitable protection against corrosive agents such as moisture and condensation and any other harmful elements/compounds. Make certain to avoid corrosive atmospheres. According to the current state of LED technology, hydrogen sulfide (H₂S) causes accelerated corrosion which leads to shortened lifetime or premature failure. Sources of H₂S may be rubber, foam rubber, soft-foam tapes, rubber-based sealing, natural sources (e.g. sulfur springs), etc. To avoid H₂S from sulfur-vulcanized rubber use silicon-based materials or peroxide-crosslinked rubber instead. Follow the recommendations in the material datasheet of the rubber supplier.
- IP00 LED modules, as manufactured, have no conformal coating and therefore offer no inherent protection against corrosion. Conformal coating treatment is possible, however materials must be selected properly in order to avoid product damage or impaired performance; the user must also completely seal the cut parts (ends/edges).
- For applications involving exposure to humidity and dust the module must be protected by a fixture or housing with a suitable IP protection class.
- Consult OSRAM Technical Service for further advice.
- Only a qualified electrician may install the module.
- Handle with care and ensure that there is no mechanical product damage, including damage to invisible internal electronics parts.
- Exceeding maximum operating and storage temperature ratings can reduce the expected lifetime or even destroy the LED module. The temperature of the LED module must be measured at the T_c-point in accordance with EN 60598-1 under steady-state conditions, considering the worst case; drive all channels at 100 % power. Refer to the product drawing for the exact location of the T_c-point.
- Exceeding the maximum ratings for the operating voltage causes hazardous overload and will likely destroy the LED module.
- Installation of LED modules and connection to the power supply must comply with all applicable electrical and safety standards.
- Observe correct polarity and wiring diagrams! Incorrect polarity or wrong wiring can cause unpredictable permanent damage or even failure of the product.
- Never exceed the maximum operable length, including daisy-chaining connections.
- Always ensure electrical isolation between the LED module and the mounting surface, especially in the vicinity of connections or cut ends.
- IP00 LED modules are ESD-sensitive; take adequate precautions during installation and operation of the products.
- Use only SELV LED drivers in accordance with applicable lighting standards and LED module ratings. In order to safely operate OSRAM LED modules it is necessary to supply them with an electronically stabilized power supply providing protection against short circuits, overload and overheating. To simplify the approval process of the luminaire/installation, the electronic power supplies control gear for LED modules must bear the CE and ENEC marking. In Europe the Declarations of Conformity must include at least the following standards: EN 61347-2-13, EN 55015, EN 61547 and EN 61000-3-2. ENEC certification will be based on EN 61347-2-13 and EN 62384. OSRAM OPTOTRONIC LED drivers comply with all relevant standards and guarantee safe operation; see the relevant brochure for more detailed information about OSRAM OPTOTRONIC.
- Avoid installations in rural and urban areas with high industrial activity and heavy traffic (higher than class than 4C1 according IEC 60721-3) and as well as installation in spa, areas with chlorine atmosphere, direct exposure to blown sand.

Sales and Technical Support






Product family datasheet

Sales and Technical Support www.osram.com

Download Data

| File | |
|---|---|
|  | User instruction LINEARlight FLEX Protect POWER |
|  | Product Datasheet LINEARlight FLEX Protect Power Specification Sheet |
|  | Brochures Light is freedom of design (EN) |
|  | Certificates EAC Certificate |
|  | Certificates ENEC10_VDE Certificate |
|  | Certificates UL Certificate |
|  | Declarations of conformity Declaration of conformity |
|  | Declarations of conformity Manufacturer declaration |
|  | Eulumdat Eulumdat LFP3000-G3-824 |
|  | IES data IES LFP3000-G3-824 |
|  | Eulumdat Eulumdat LFP3000-G3-827 |
|  | IES data IES LFP3000-G3-827 |
|  | Eulumdat Eulumdat LFP3000-G3-830 |
|  | IES data IES LFP3000-G3-830 |
|  | Eulumdat Eulumdat LFP3000-G3-840 |
|  | IES data IES LFP3000-G3-840 |
|  | Eulumdat Eulumdat LFP3000-G3-860 |
|  | IES data IES LFP3000-G3-860 |
|  | Eulumdat Eulumdat LFP3000-G3-940 |

Product family datasheet

| | |
|---|--------------------------------------|
|  | IES data IES LFP3000-G3-940 |
|  | Eulumdat Eulumdat LFP3000-G3-960 |
|  | IES data IES LFP3000-G3-960 |
|  | Eulumdat Eulumdat LFP3000-G3-SW40 |
|  | IES data IES LFP3000-G3-SW40 |

Logistical Data

| Product code | Product description | Packaging unit (Pieces/Unit) | Dimensions (length x width x height) | Volume | Gross weight |
|---------------|---------------------|------------------------------|--------------------------------------|-----------------------|--------------|
| 4052899481299 | LFP3000 -G3-824-03 | Shipping carton box 8 | 365 mm x 286 mm x 366 mm | 38.21 dm ³ | 5778.00 g |
| 4052899481312 | LFP3000 -G3-827-03 | Shipping carton box 8 | 365 mm x 286 mm x 366 mm | 38.21 dm ³ | 5778.00 g |
| 4052899481336 | LFP3000 -G3-830-03 | Shipping carton box 8 | 365 mm x 286 mm x 366 mm | 38.21 dm ³ | 5778.00 g |
| 4052899481350 | LFP3000 -G3-840-03 | Shipping carton box 8 | 365 mm x 286 mm x 366 mm | 38.21 dm ³ | 5778.00 g |
| 4052899481374 | LFP3000 -G3-860-03 | Shipping carton box 8 | 365 mm x 286 mm x 366 mm | 38.21 dm ³ | 5778.00 g |
| 4062172091923 | LFP3000 -G3-935-03 | Shipping carton box 8 | 365 mm x 286 mm x 366 mm | 38.21 dm ³ | 5778.00 g |
| 4052899481411 | LFP3000 -G3-940-03 | Shipping carton box 8 | 365 mm x 286 mm x 366 mm | 38.21 dm ³ | 5778.00 g |
| 4052899481435 | LFP3000 -G3-960-03 | Shipping carton box 8 | 365 mm x 286 mm x 366 mm | 38.21 dm ³ | 5778.00 g |
| 4052899501898 | LFP3000 -G3-SW40 | Shipping carton box 8 | 365 mm x 286 mm x 366 mm | 38.21 dm ³ | 5778.00 g |

The mentioned product code describes the smallest quantity unit which can be ordered. One shipping unit can contain one or more single products. When placing an order, for the quantity please enter single or multiples of a shipping unit.

Disclaimer

Subject to change without notice. Errors and omission excepted. Always make sure to use the most recent release.