LONGi SOLAR

Hi-MO X10 Scientist

LR7-60HVD

530~555M

More flexible installation methods, suitable for short frame clamps mounting with high mechanical loading

N-type TaiRay wafer & HPBC 2.0 innovative technology enhances high product reliability

Value-Added:
A+ Anti-Shading[1],Less Loss.

Safe:
Prevent Overheating,Lower temperature under shade 60℃+[2]compare with conventional modules

HPBC 2.0 | TaiRay | N-type

Bifacial Power Generation

15Y Product Warranty | 30Y Performance Warranty

Complete System and Product Certifications

IEC 61215,IEC 61730

IEC62941:Guideline for module design qualification and type approval

ISO9001:Quality Management System

ISO14001:Environment Management System

ISO45001:Occupational Health and Safety

TÜVRheinland CERTIFIED | TÜV SÜD | CE | TIER 1 Bloomberg NEW ENERGY FINANCE

THE smarter E AWARD

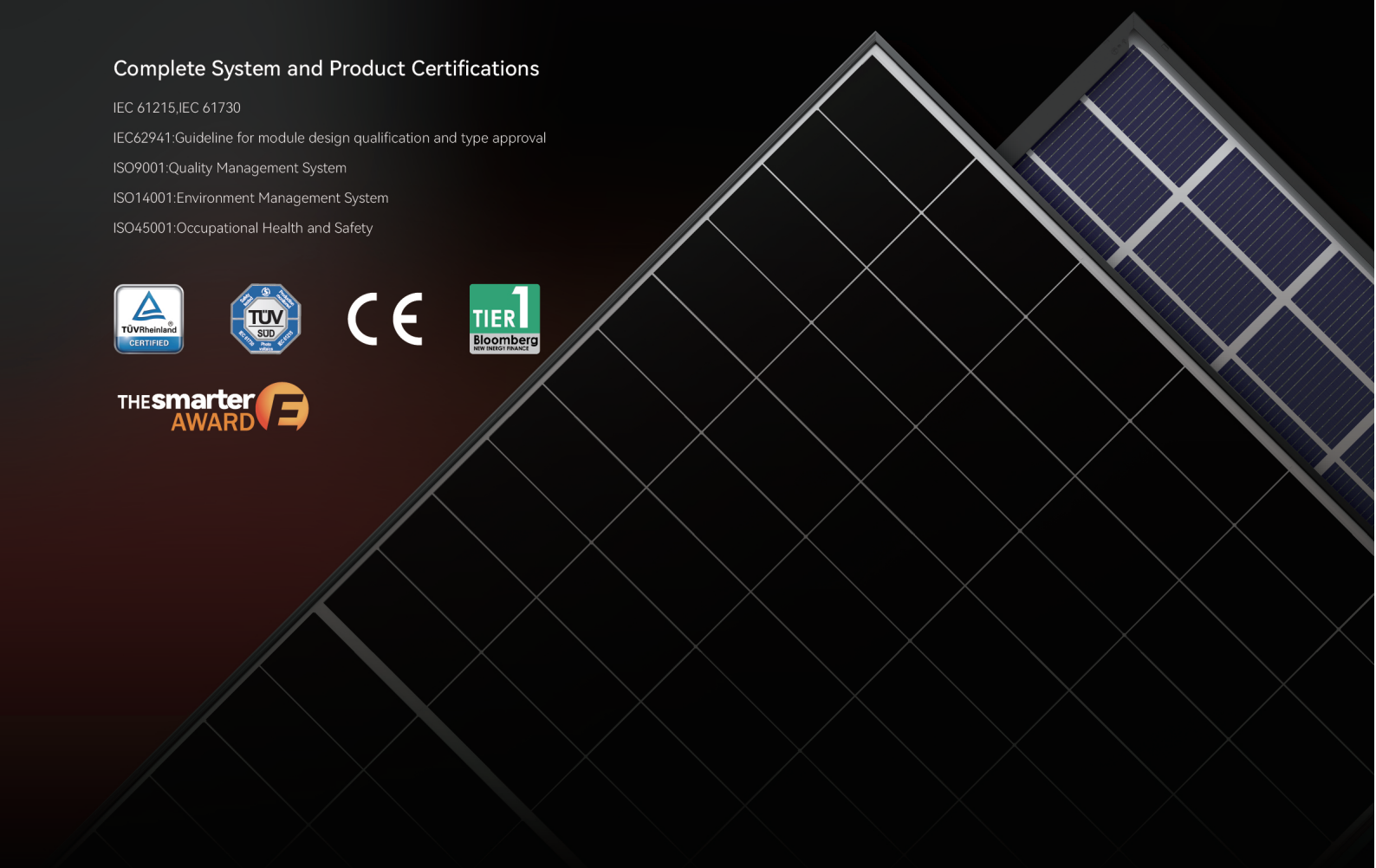

Hi-MO X10 Scientist

LR7-60HVD 530~555M

24.59%	1%	0.35%	-0.26%/℃
MAX MODULE EFFICIENCY	FIRST YEAR POWER DEGRADATION	YEAR 2-30 POWER DEGRADATION	BETTER TEMPERATUR COEFFICIENT

Mechanical Parameters

Cell Orientation	120 (6×20)
Junction Box	IP68, three diodes
Output Cable	4mm²; +400/-200mm/±1400mm length can be customized
Glass	Dual glass, 2.0+2.0mm semi-tempered glass
Frame	Anodized aluminum alloy frame
Weight	28 kg
Dimension	1990×1134×30mm
Packaging	36pcs per pallet / 180pcs per 20'GP / 792pcs per 40'HC

Remark: 17.5m trucks are rated at 30t load. Actual loading quantity is subject to vehicle specs.

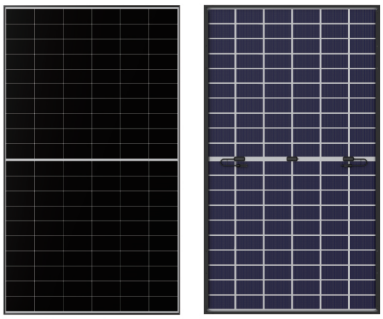

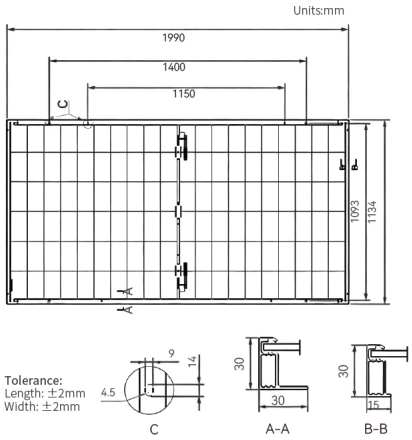

Electrical characteristics with different rear side power gain

Pmax/W	Voc/V	Isc/A	Vmp/V	Imp/A	Pmax gain
535	45.05	15.00	37.27	14.36	0%
562	45.05	15.75	37.27	15.07	5%
589	45.05	16.50	37.27	15.79	10%
615	45.15	17.25	37.37	16.47	15%
642	45.15	18.00	37.37	17.18	20%
669	45.15	18.75	37.37	17.90	25%

Electrical Characteristics

·STC: Irradiance1000W/m², Cell Temperature 25℃, AM1.5 (Test uncertainty for Pmax: ±3%)

Module Type	LR7-60HVD-530M	LR7-60HVD-535M	LR7-60HVD-540M	LR7-60HVD-545M	LR7-60HVD-550M	LR7-60HVD-555M
Testing Condition	STC	STC	STC	STC	STC	STC
Maximum Power (Pmax/W)	530	535	540	545	550	555
Open Circuit Voltage (Voc/V)	44.95	45.05	45.15	45.25	45.35	45.45
Short Circuit Current (Isc/A)	14.90	15.00	15.10	15.20	15.30	15.40
Voltage at Maximum Power (Vmp/V)	37.17	37.27	37.37	37.47	37.57	37.67
Current at Maximum Power (Imp/A)	14.26	14.36	14.45	14.55	14.64	14.73
Module Efficiency (%)	23.49	23.71	23.93	24.15	24.37	24.59

Operating Parameters

Module [T98] Max	70℃
Operational Temperature	-40℃ ~ +85℃
Power Output Tolerance	0~3%
Maximum System Voltage	DC1500V (IEC)
Maximum Series Fuse Rating	30A
Nominal Operating Cell Temperature	45±2℃
Protection Class	Class II
Bifaciality	φPmax: 70±5%
Fire Rating	IEC Class C

Mechanical Loading

Min Designed Mechanical Load	1600Pa/1600Pa
Front Side Maximum Static Loading	5400Pa
Rear Side Maximum Static Loading	2400Pa
Hailstone Test	25mm Hailstone at the speed of 23m/s

Temperature Ratings (STC)

Temperature Coefficient of Isc	+0.050%/℃
Temperature Coefficient of Voc	-0.200%/℃
Temperature Coefficient of Pmax	-0.260%/℃

LONGi SOLAR

①Data Source:TUV CN250XRQ 001 Shadow Shading Test Report, Anti-shading effect vary due to differences in test irradiation conditions, temperature, software, etc.

②Data Source:IEC 61215-2:2021, MQT 09 Hot Spot Test. A comparison was made between the test temperatures of Hi-MO X10 and conventional modules. Test data may vary due to differences in tested modules and institutions.

Specifications included in this datasheet are subject to change without notice.LONGi reserves the right of final interpretation. (BGV03 20260509)