


DIGITUS[®]

Network & server cabinets

uniqueSERIES



Construction of the Network and Server Cabinet of the Unique Series


The cabinets of the Unique Series are made out of 2 mm steel sheet metal and can be delivered in various colors. The color is created by powder coating. RAL 7035 and RAL 9005 are standard colors. The robust steel construction provides very good stability, a capacity of up to 1000 kg can be reached with the appropriate construction.

A minimum number of welded seams allows the cabinets to be completely **dismantled** in order to reach set-up locations which are difficult to reach. The simple disassembly of the front and rear doors allows the dismantling of both sides of the doors. It enables the Stop to change without effort and allows the existing doors to exchange with other variants of double-leaf, perforated, or closed steel door(s).

The cabinets are provided with **ventilated roofs** facilitate air circulation and can be easily and quickly extended by

adding prefabricated, built in air vane modules and thermostats for active ventilation. 482.6 mm (19") angular profiles installed at the back and front together with 3 to 4 pairs of depth support bars allow extensive development with 483 mm (19") products and give the opportunity of a clearly extended load capacity.

There are **several ways for cable management**: Protected by brush strips in the roof area, in the base and also at the back offer comfortable cable arrangement opportunities for many ranges of use. These are also extended by using cable ducts with covers installed on the right and left hand side for cabinets with a width of 800 mm. Extensive accessories for the cable arrangement, storage, active ventilation, air extraction, additional construction and extension parts help to meet the many requirements and uses in daily use.



Page index


1. Network Cabinets	3
2. Accessories	8
2.1. Shelves	8
2.2. Cable management	9
2.3. Fan.	10
2.4. Plinth	11
3. Server Cabinets	12

Network Cabinet Unique Series



Roof

- Special design for fan mounting
- Removable lid with spacer bolts for optimal air flow



Side panels

- Lockable and removable




Vertical cable management channels

- With cover
- For cabinets from 800 mm width



Steel front door with safety glass

- 120° door opening angle
- Pivot lever, ready for profile half cylinder (adapter included)




482.6 mm (19") profile rails

- 800 kg load capacity



Cable inlets

- Brush strips on the left and right (top and base) for cabinets starting from 800 mm width
- Sliding cable entry with rubber sealing on the base
- Brush strips at the top and bottom of the rear of the cabinet (from 26U)



Network Cabinets Unique Series

600, 800 mm width - 600, 800, 1000, 1200 mm depth

Unique Series Network Cabinets designs meet the demanding requirements of IT infrastructure and cabling. Sophisticated optimizations for cable routing offer the usual high DIGITUS® quality. Each cabinet is designed to be user-friendly and features an aesthetic design.

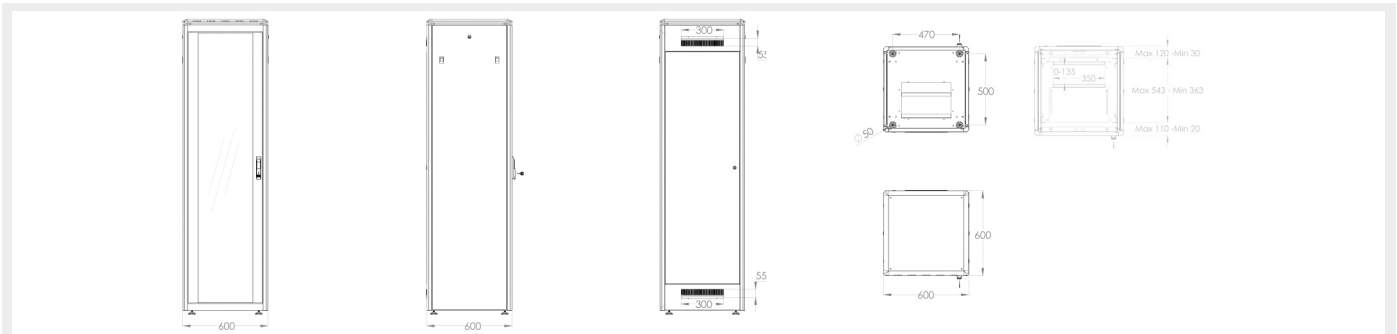
The roof is prepared to accommodate a fan module for active ventilation, equipped with a stepped lid that includes ventilation slots for improved air circulation.



Main Features

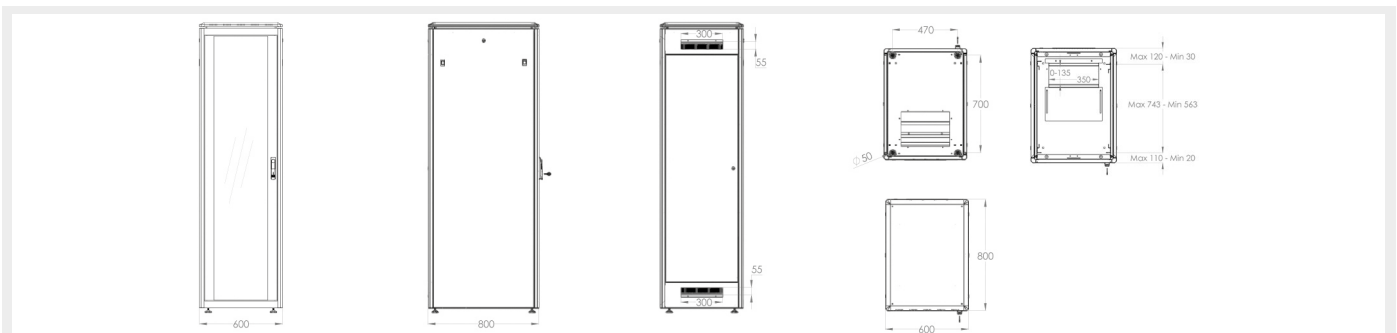
- Protection class IP20
- Complete metal frame front door with safety glass
- Lock system with pivot lever on front door (ready for profile half cylinder; adapter included)
- 120° door opening angle on front- and rear doors
- Double wing opening rear door (800 mm width cabinets); Single opening rear door (600 mm width cabinets)
- 1-point-locking-mechanism on all doors
- Side panels are lockable and removable
- Incl. 4 pieces of leveling feet already pre-configured under the cabinet
- 482.6 mm (19") profile rails mounted on the front- and rear side inside of the cabinet, galvanized
- 482.6 mm (19") profile rails are adjustable in depth and with height unit marking
- Load capacity of 482.6 mm (19") profile rails: 800 kg
- 1.5 mm strong steel sheet
- High frame rigidity due to special plate-curving-technique
- Built-in depth support bars (on cabinets from 26U) for more stability
- The 800 mm wide cabinets is equipped with vertical cable routing channels at the front
- Sliding cable entry with rubber sealing on the base
- Cable inlet is on the floor and roof with left and right brush strip (on cabinets from 800 mm width)
- Cable entry with brush strip at the top and bottom of the cabinet rear wall (on cabinets from 26U)
- Special roof construction for fan unit
- Several earthing points for rack components
- Rack is completely mounted
- Other colors and door variations are available on request

482.6 mm (19") Network Cabinet Unique Series // 600x600 mm (WxD)



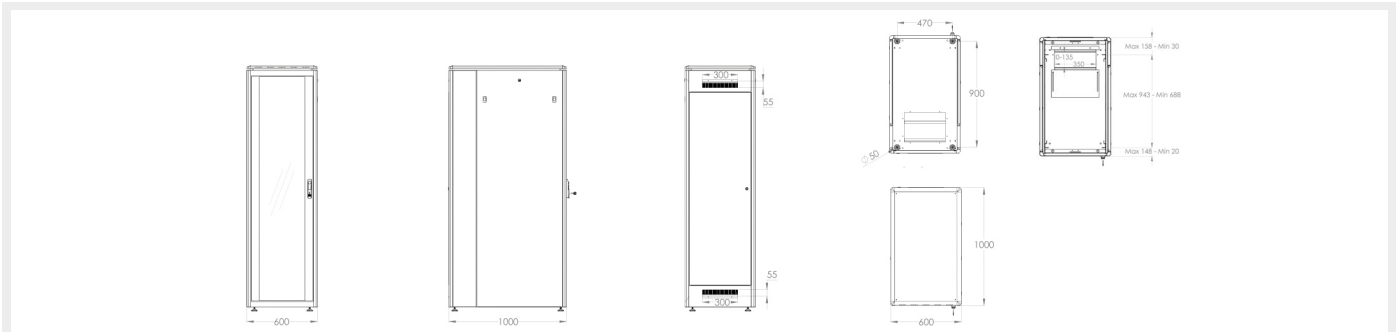
Item code	EAN code	U	Color	RAL	Height (mm)	Width (mm)	Depth (mm)	Net weight (kg)
DN-19 22U-6/6-1	4016032331100	22	Grey	RAL 7035	1164	600	600	47.9
DN-19 22U-6/6-B-1	4016032332220		Black	RAL 9005				
DN-19 26U-6/6-1	4016032331131	26	Grey	RAL 7035	1342			60.9
DN-19 26U-6/6-B-1	4016032343592		Black	RAL 9005				
DN-19 32U-6/6-1	4016032331049	32	Grey	RAL 7035	1609			66.3
DN-19 32U-6/6-B-1	4016032337959		Black	RAL 9005				
DN-19 36U-6/6-1	4016032332299	36	Grey	RAL 7035	1787			73.7
DN-19 36U-6/6-B-1	4016032332305		Black	RAL 9005				
DN-19 42U-6/6-1	4016032331179	42	Grey	RAL 7035	2053			80
DN-19 42U-6/6-B-1	4016032353317		Black	RAL 9005				
DN-19 47U-6/6-1	4016032332657	47	Grey	RAL 7035	2275			
DN-19 47U-6/6-B-1	4016032332664		Black	RAL 9005				

482.6 mm (19") Network Cabinet Unique Series // 600x800 mm (WxD)



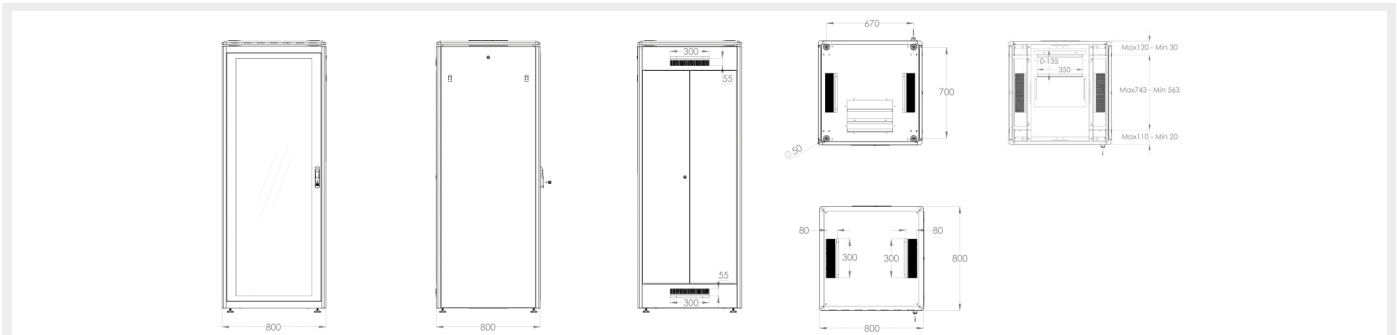
Item code	EAN code	U	Color	RAL	Height (mm)	Width (mm)	Depth (mm)	Net weight (kg)
DN-19 22U-6/8-1	4016032331117	22	Grey	RAL 7035	1164	600	800	64.2
DN-19 22U-6/8-B-1	4016032332244		Black	RAL 9005				
DN-19 26U-6/8-1	4016032331148	26	Grey	RAL 7035	1342			69.8
DN-19 26U-6/8-B-1	4016032332268		Black	RAL 9005				
DN-19 32U-6/8-1	4016032331155	32	Grey	RAL 7035	1609			79.9
DN-19 32U-6/8-B-1	4016032332282		Black	RAL 9005				
DN-19 36U-6/8-1	4016032332312	36	Grey	RAL 7035	1787			86.4
DN-19 36U-6/8-B-1	4016032381105		Black	RAL 9005				
DN-19 42U-6/8-1	4016032331056	42	Grey	RAL 7035	2053			90
DN-19 42U-6/8-B-1	4016032332435		Black	RAL 9005				
DN-19 47U-6/8-1	4016032149132	47	Grey	RAL 7035	2275			99.9
DN-19 47U-6/8-B-1	4016032377955		Black	RAL 9005				

482.6 mm (19") Network Cabinet Unique Series // 600x1000 mm (WxD)



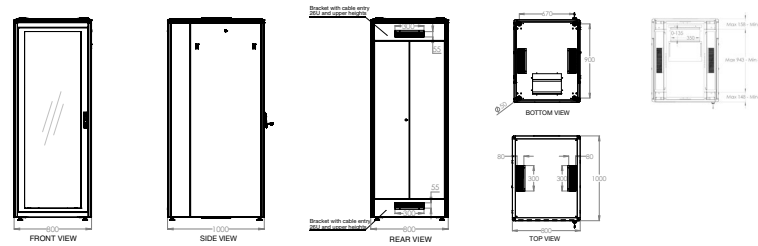
Item code	EAN code	U	Color	RAL	Height (mm)	Width (mm)	Depth (mm)	Net weight (kg)	Load capacity (kg)
DN-19 26U-6/10-1	4016032332251	26	Grey	RAL 7035	1342	600	1000	77	800
DN-19 26U-6/10-B-1	4016032377962		Black	RAL 9005					
DN-19 42U-6/10-1	4016032332381	42	Grey	RAL 7035	2053			107	
DN-19 42U-6/10-B-1	4016032332398		Black	RAL 9005					
DN-19 47U-6/10-1	4016032332640	47	Grey	RAL 7035	2275			116	
DN-19 47U-6/10-B-1	4016032377979		Black	RAL 9005					

482.6 mm (19") Network Cabinet Unique Series // 800x800 mm (WxD)



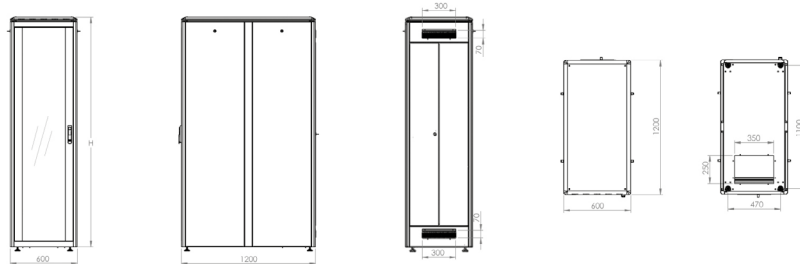
Item code	EAN code	U	Color	RAL	Height (mm)	Width (mm)	Depth (mm)	Net weight (kg)	Load capacity (kg)
DN-19 22U-8/8-1	4016032331124	22	Grey	RAL 7035	1164	800	800	68	800
DN-19 22U-8/8-B-1	4016032344322		Black	RAL 9005					
DN-19 26U-8/8-1	4016032353515	26	Grey	RAL 7035	1342			81	
DN-19 26U-8/8-B-1	4016032377986		Black	RAL 9005					
DN-19 32U-8/8-1	4016032331162	32	Grey	RAL 7035	1609			96	
DN-19 32U-8/8-B-1	4016032343394		Black	RAL 9005					
DN-19 36U-8/8-1	4016032332329	36	Grey	RAL 7035	1787			110	
DN-19 36U-8/8-B-1	4016032332336		Black	RAL 9005					
DN-19 42U-8/8-1	4016032334217	42	Grey	RAL 7035	2053			129	
DN-19 42U-8/8-B-1	4016032343585		Black	RAL 9005					
DN-19 47U-8/8-1	4016032166740	47	Grey	RAL 7035	2275			143	
DN-19 47U-8/8-B-1	4016032377993		Black	RAL 9005					

482.6 mm (19") Network Cabinet Unique Series // 800x1000 mm (WxD)



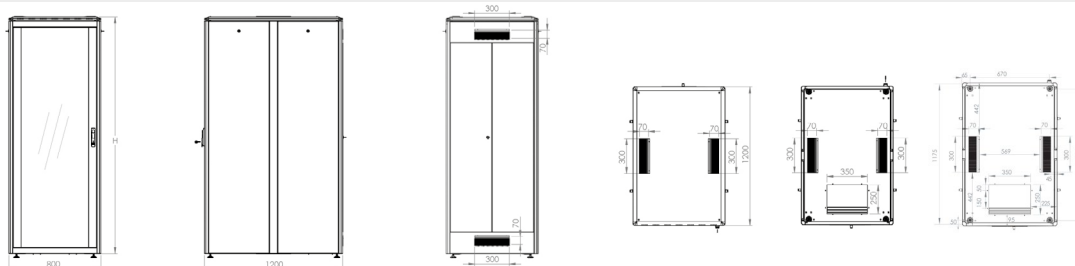
Item code	EAN code	U	Color	RAL	Height (mm)	Width (mm)	Depth (mm)	Net weight (kg)	Load capacity (kg)
DN-19 26U-8/10-1	4016032341161	26	Grey	RAL 7035	1342	800	1000	88	800
DN-19 26U-8/10-B-1	4016032370789		Black	RAL 9005					
DN-19 42U-8/10-1	4016032331186	42	Grey	RAL 7035	2053				
DN-19 42U-8/10-B-1	4016032332442		Black	RAL 9005					
DN-19 47U-8/10-1	4016032353522	47	Grey	RAL 7035	2275				
DN-19 47U-8/10-B-1	4016032378006		Black	RAL 9005					

482.6 mm (19") Network Cabinet Unique Series // 600x1200 mm (WxD)



Item code	EAN code	U	Color	RAL	Height (mm)	Width (mm)	Depth (mm)	Net weight (kg)	Load capacity (kg)
DN-19 42U-6/12-1	4016032364252	42	Grey	7035	2053	600	1200	133	800
DN-19 42U-6/12-1B	4016032364269		Black	9005					
DN-19 47U-6/12-1	4016032364283	47	Grey	7035	2275				
DN-19 47U-6/12-1B	4016032364290		Black	9005					

482.6 mm (19") Network Cabinet Unique Series // 800x1200 mm (WxD)



Item code	EAN code	U	Color	RAL	Height (mm)	Width (mm)	Depth (mm)	Net weight (kg)	Load capacity (kg)
DN-19 42U-8/12-1	4016032361879	42	Grey	7035	2053	800	1200	152	800
DN-19 42U-8/12-1B	4016032364276		Black	9005					
DN-19 47U-8/12-1	4016032364306	47	Grey	7035	2275				
DN-19 47U-8/12-1B	4016032364313		Black	9005					

Network and Server Cabinet accessories

Round off your Network or Server Cabinet with the suitable accessories. Cable management systems provide the appropriate order in your Network Cabinet. The stable shelves allow the installation of active compo-

nents which are not suitable for direct 482.6 mm (19") installation. Roof fans ensure optimum heat loss from inside of the cabinet and thus good air circulation to relieve the load on your network components.



DIGITUS® Cable Management Panel
DN-97602



DIGITUS® Cable Brush Management Panel
DN-97661




DIGITUS® Ventilation Unit
DN-19 FAN-2-HO-SW



Shelves

Item code	EAN code	Color	RAL	Mounting bracket variable?	U	Dimensions (H x W x D) in mm	Load capacity (kg)	Suitable for cabinets from x mm depth		
DN-97609	4016032275084	Grey	RAL 7035	No	1	45 x 483 x 250 mm	15	400		
DN-19 TRAY-1-SW	4016032185772	Black	RAL 9005			88 x 482 x 349 mm	25	450		
DN-97610	4016032275091	Grey	RAL 7035			44 x 482 x 399 mm	15	600		
DN-19 TRAY-2-SW	4016032222613	Black	RAL 9005			88 x 482 x 549 mm	25	800		
DN-97614	4016032276050	Grey	RAL 7035		Yes	1	44 x 483 x 737 mm	100	1000	
DN-19 TRAY-1-400-SW	4016032245704	Black	RAL 9005				44 x 482 x 350 mm	50	600	
DN-19 TRAY-2-55	4016032206033	Grey	RAL 7035				44 x 482 x 700 mm	1000		
DN-19 TRAY-2-55-SW	4016032256830	Black	RAL 9005							
DN-19 TRAY-1-1000	4016032135487	Grey	RAL 7035	No		2	88 x 483 x 352 mm	30	450	
DN-19 TRAY-1-1000-SW	4016032147312	Black	RAL 9005							
DN-97644	4016032364962	Grau	RAL 7035			Yes	1	40 x 485 x 368 mm	25	600
DN-97645	4016032364979	Black	RAL 9005					40 x 484 x 568 mm	25	800
DN-97646	4016032364986	Grey	RAL 7035	44 x 483 x 720 mm	65			1000		
DN-97647	4016032364993	Black	RAL 9005							
DN-97648	4016032365006	Grey	RAL 7035							
DN-97649	4016032365013	Black	RAL 9005							
DN-19-TRAY-2-450	4016032427988	Grey	RAL 7035							
DN-19-TRAY-2-450-SW	4016032444220	Black	RAL 9005							
DN-19 TRAY-2-600	4016032135456	Grey	RAL 7035							
DN-19 TRAY-2-600-SW	4016032149446	Black	RAL 9005							
DN-19 TRAY-2-800	4016032135470	Grey	RAL 7035							
DN-19 TRAY-2-800SW	4016032183495	Black	RAL 9005							
DN-19 TRAY-2-1000	4016032135494	Grey	RAL 7035							
DN-19 TRAY-2-1000SW	4016032180401	Black	RAL 9005							

Cable management



Part Number Information Cable management

Item code	EAN code	Color	RAL	U	Type
DN-97601	4016032266440	Grey	RAL 7035	1	Management panel, 5 x sheet steel bracket
DN-97602	4016032266457	Black	RAL 9005		Management panel, 5 x round steel bracket
DN-97666	4016032465522	Grey	RAL 7035		Management panel, 5 x round steel bracket
DN-97666-2U	4016032475507	Black	RAL 9005	2	Management panel, 10 x round steel bracket
DN-97667	4016032465539	Grey	RAL 7035	1	Management panel, 5 x round steel bracket
DN-97667-2U	4016032475514	Black	RAL 9005	2	Management panel, 10 x round steel bracket
DN-97668	4016032465546	Grey	RAL 7035	1	Management panel, 4 x round steel bracket and brush strip
DN-97669	4016032465553	Black	RAL 9005		
DN-97601-2	4016032430612	Grey	RAL 7035		Management panel, 5 x bracket, plastic
DN-97602-2	4016032465263	Black	RAL 9005		
DN-19 ORG-2U	4016032135388	Grey	RAL 7035	2	Management panel, 5 x sheet steel bracket
DN-19 ORG-2U-SW	4016032246138	Black	RAL 9005		
DN-97660	4016032430599	Grey	RAL 7035	1	Brush strip
DN-97661	4016032430605	Black	RAL 9005		Management panel, 4 x aluminum bracket and brush strip
DN-97662	4016032441625	Grey	RAL 7035		
DN-97663	4016032441632	Black	RAL 9005		Brush strip with rear cable fixing plate
DN-19 ORG-3U	4016032135395	Grey	RAL 7035		
DN-19 ORG-3U-SW	4016032197089	Black	RAL 9005		
DN-97616	4016032279204	Grey	RAL 7035		Cage
DN-97617	4016032279211	Black	RAL 9005		

Part Number Information C Profile Rail

Item code	EAN code	Dimensions W x D in mm	Type
DN-19 C-800	4016032374954	800	C-profile rail
DN-19 C-1000	4016032374961	1000	

Part Number Information Cable Guide Bracket

Item code	EAN code	Dimensions W x D in mm	Opening	Mounting plate	Type
DN-97672	4016032466949	80 x 80	front	centered	Cable bracket, round steel
DN-97673	4016032466956	80 x 120			
DN-97674	4016032466963	80 x 80		displaced	
DN-97675	4016032466970	80 x 120			
DN-97676	4016032466987	80 x 80	lateral		
DN-97677	4016032466994	80 x 120			

Fan



Item code	EAN code	Color	RAL	Quantity fan	Mounting type	Suitable for cabinet types
DN-19 FAN-2-HO	4016032174240	Grey	RAL 7035	2	Profile rails	all
DN-19 FAN-2-HO-SW	4016032185789	Black	RAL 9005			
DN-19 FAN-4-HO	4016032174868	Grey	RAL 7035	4		
DN-19 FAN-4-HO-SW	4016032189909	Black	RAL 9005			
DN-19 FAN-2-N	4016032331230	Grey	RAL 7035	2	Roof	Unique Network, Dynamic Basic Network and Server
DN-19 FAN-2-B-N	4016032332794	Black	RAL 9005			
DN-19 FAN-4-N	4016032331247	Grey	RAL 7035	4		
DN-19 FAN-4-B-N	4016032332855	Black	RAL 9005			
DN-19 FAN-4-SRV	4016032332824	Grey	RAL 7035			
DN-19 FAN-4-SRV-B	4016032332831	Black	RAL 9005			
DN-19 FAN-6-SRV	4016032336389	Grey	RAL 7035	6	Unique Server	
DN-19 FAN-6-SRV-B	4016032332862	Black	RAL 9005			

Additional components



Item code	EAN code	Product name	Type
DN-19 LIGHT-3	4016032361053	LED lighting	Magnetic light with sensors
DN-19 SET	4016032265658	M6 installation screw set, black	Fixing set for 483 mm (19") and 254 mm (10") components
DN-19 SET-S	4016032334408	M6 installation screw set, silver	Fixing set for 483 mm (19") and 254 mm (10") components
DN-19-DIN-3U	4016032447870	DIN Rail Holder	483 mm (19") DIN Rail Holder, 3U
DN-19-DIN-4U	4016032456100	DIN Rail Holder	483 mm (19") DIN Rail Holder, 4U
DN-19 BGL-1	4016032332688	Connection Kit	Connection Kit for Unique & Dynamic Basic Cabinets
DN-19 GS-NW	4016032366454	Slide rails, L shape	L-Support Sliding Rails for 600-800 mm depth 483 mm (19") Cabinets
DN-19 GS-SRV	4016032366461	Slide rails, L shape	L-Support Sliding Rails for 800-1000 mm depth 483 mm (19") Cabinets
DN-19 EARTH	4016032142027	Potential equalisation bar	Potential equalisation bar, 220 mm
DN-19-EARTH-L	4016032451532	Potential equalisation bar	Potential equalisation bar, 820 mm

Plinth



Item code	EAN code	Color	RAL	Dimensions (H x W x D) in mm	Suitable for cabinet types
DN-19 PLINTH-6/6-1	4016032333043	Grey	RAL 7035	100 x 600 x 600 mm	Unique Network, Dynamic Network
DN-19 PLINTH-6/6-B	40160323334972	Black	RAL 9005		
DN-19 PLINTH-6/8-1	4016032333050	Grey	RAL 7035	100 x 600 x 800 mm	Unique Network, Dynamic Network and Server
DN-19 PLINTH-6/8-B	40160323334996	Black	RAL 9005		
DN-19 PLINTH-6/10-N1	4016032335375	Grey	RAL 7035	100 x 600 x 1000 mm	Unique Network, Dynamic Network and Server
DN-19 PLINTH-6/10-NB	4016032335078	Black	RAL 9005		
DN-19 PLINTH-6/10-1	40160323334965	Grey	RAL 7035		
DN-19 PLINTH-6/10-B	40160323334606	Black	RAL 9005		
DN-19 PLINTH-6/12-N1	4016032382584	Grey	RAL 7035	100 x 600 x 1200 mm	Unique Network, Dynamic Network and Server
DN-19 PLINTH-6/12-NB	4016032382591	Black	RAL 9005		
DN-19 PLINTH-6/12-1	4016032380955	Grey	RAL 7035		
DN-19 PLINTH-6/12-B	4016032364566	Black	RAL 9005		
DN-19 PLINTH-8/8-1	4016032333098	Grey	RAL 7035	100 x 800 x 800 mm	Unique Network, Dynamic Network and Server
DN-19 PLINTH-8/8-B	4016032335016	Black	RAL 9005		
DN-19 PLINTH-8/10-N1	4016032335344	Grey	RAL 7035	100 x 800 x 1000 mm	Unique Network, Dynamic Network and Server
DN-19 PLINTH-8/10-NB	4016032335061	Black	RAL 9005		
DN-19 PLINTH-8/10-1	4016032333067	Grey	RAL 7035		
DN-19 PLINTH-8/10-B	40160323334613	Black	RAL 9005		
DN-19 PLINTH-8/12-N1	4016032367093	Grey	RAL 7035	100 x 800 x 1200 mm	Unique Network, Dynamic Network and Server
DN-19 PLINTH-8/12-NB	4016032380962	Black	RAL 9005		
DN-19 PLINTH-8/12-1	4016032339830	Grey	RAL 7035		
DN-19 PLINTH-8/12-B	4016032364580	Black	RAL 9005		

Learn more about
Network and Server Cabinets
 at:

<https://de.assmann.shop/en/>



Server Cabinet Unique Series



Roof

- Special design for fan mounting
- Removable lid with perforation



Steel doors with 70% perforation

- 230° door opening angle
- Pivot lever, ready for profile half cylinder (adapter included)
- 4-point lock (front), 3-point lock (rear)
- Front door with curvature in perforated area



Depth struts

- Offer additional torsional strength




Side panels

- Lockable and removable
- Horizontally divided



482.6 mm (19") profile rails

- 1000 kg load capacity



Cable inlets

- Brush strips on the left and right (top and base) for cabinets starting from 800 mm width
- Sliding cable entry with rubber sealing on the base



Server Cabinet Unique Series

600, 800 mm width - 1000, 1200 mm depth

The Server Cabinets of the Unique Series are designed and produced for the high requirements of the IT infrastructure and cabling. Well-thought-out optimizations, this series offers the usual high DIGITUS® quality.

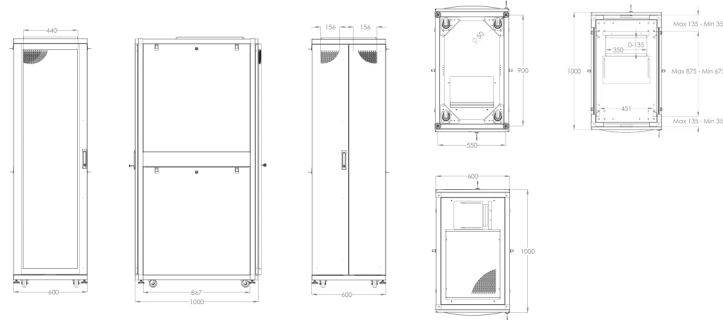
Each Cabinet is designed to be user-friendly and aesthetically pleasing. The sturdy construction ensures that even heavier equipment can be installed accordingly. The load capacity is up to 1.000 kg.



Main Features

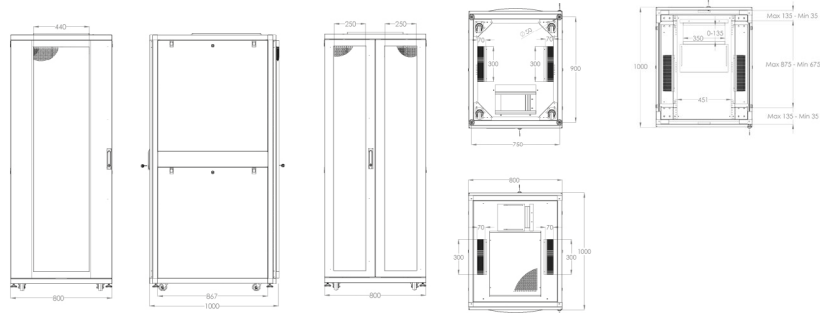
- Safety class IP20
- Front- and rear doors made out of 70% perforated steel
- Lock system with pivot lever on front door (ready for profile half cylinder; adapter included)
- 230° door opening angle on front- and rear doors
- Double wing opening rear door
- Front door with 4-point locking and rear door with 3-point locking
- Horizontally separated side panels (two per side), lockable and detachable
- Incl. 4 pieces of leveling feet and 4 pieces of castor, already preconfigured under the cabinet (front castor are lockable)
- 482.6 mm (19") profile rails mounted on the front- and rear side inside of the cabinet, galvanized
- 482.6 mm (19") profile rails are adjustable in depth and with height unit marking
- Load capacity of 482.6 mm (19") profile rails: 1000 kg
- 1.5 mm strong steel sheet
- High frame rigidity due to special plate-curving-technique
- Built-in depth support bars (on cabinets from 26U) for more stability
- Sliding cable entry with rubber sealing on the top and base
- Roof and base with brushed cable entries left and right (on cabinets from 800 mm width)
- Special roof construction for fan unit, incl. perforated cover
- Several earthing points for rack components
- Rack is completely mounted
- Other colors are available upon request

482.6 mm (19") Server Cabinet Unique Series // 600x1000 mm (WxD)



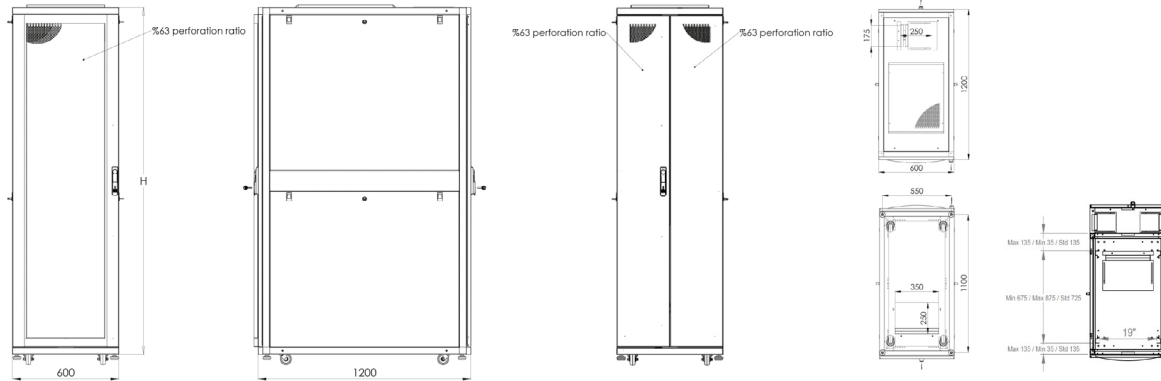
Item code	EAN code	Variant	U	Color	RAL	Height (mm)	Width (mm)	Depth (mm)	Net weight (kg)	Load capacity (kg)
DN-19 SRV-26U-1	4016032331339	perforated door	26	Grey	7035	1260	600	1000	70	1000
DN-19 SRV-26U-B-1	4016032332503			Black	9005					
DN-19 SRV-26U-GD-1	4016032334231	glass door		Grey	7035					
DN-19 SRV-26U-B-G-1	4016032332497			Black	9005					
DN-19 SRV-36U-1	4016032332527	perforated door	36	Grey	7035	1705				
DN-19 SRV-36U-B-1	4016032332541			Black	9005					
DN-19 SRV-36U-G-1	4016032332510	glass door		Grey	7035					
DN-19 SRV-36U-B-G	4016032332534			Black	9005					
DN-19 SRV-42U-N-1	4016032334248	perforated door	42	Grey	7035	1970				
DN-19 SRV-42U-B-1	4016032332404			Black	9005					
DN-19 SRV-42U-GD-1	4016032332589	glass door		Grey	7035					
DN-19 SRV-42U-B-GD-1	4016032332596			Black	9005					
DN-19 SRV-47U-N	4016032205838	perforated door	47	Grey	7035	2192				
DN-19 SRV-47U-B-1	4016032372530			Black	9005					
DN-19 SRV-47U-GD-1	4016032333135	glass door		Grey	7035					
DN-19 SRV-47U-B-GD-1	4016032378075			Black	9005					

482.6 mm (19") Server Cabinet Unique Series // 800x1000 mm (WxD)



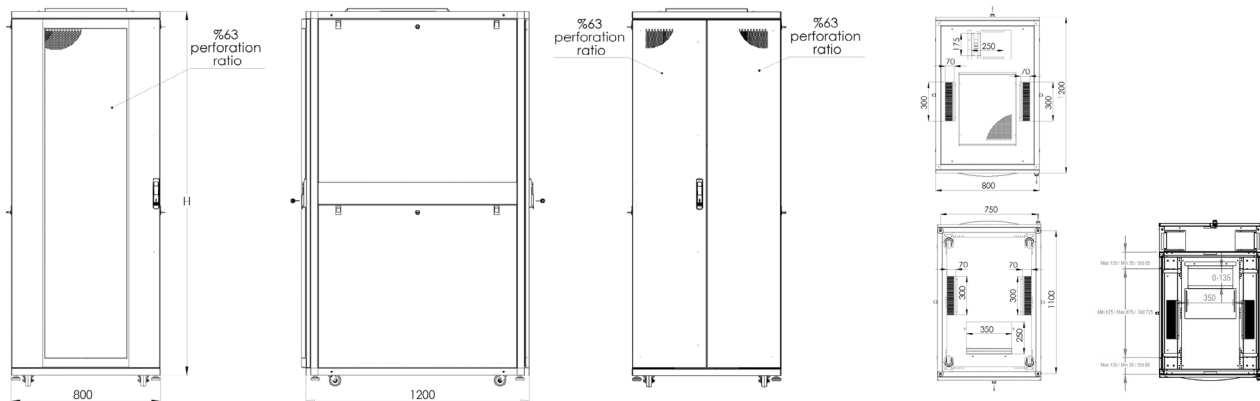
Item code	EAN code	Variant	U	Color	RAL	Height (mm)	Width (mm)	Depth (mm)	Net weight (kg)	Load capacity (kg)
DN-19 SRV-42U-8-N-1	4016032334224	perforated door	42	Grey	7035	1970	800	1000	128	1000
DN-19 SRV-42U-8-B	4016032331766			Black	9005					
DN-19 SRV-42U-8-N1GD	4016032378082	glass door		Grey	7035					
DN-19 SRV-42U-8-B-GD	4016032336600			Black	9005					
DN-19 SRV-47U-8-1	4016032333111	perforated door	47	Grey	7035	2192				
DN-19 SRV-47U-8-B-1	4016032333128			Black	9005					
DN-19 SRV-47U-8-GD-1	4016032333104	glass door		Grey	7035					
DN-19 SRV-47U-8-B-GD	4016032378099			Black	9005					

482.6 mm (19") Server Cabinet Unique Series // 600x1200 mm (WxD)



Item code	EAN code	Variant	U	Color	RAL	Height (mm)	Width (mm)	Depth (mm)	Net weight (kg)	Load capacity (kg)
DN-19 SRV-42U-6/12	4016032364320	perforated door	42	Grey	7035	1970	600	1200	125	1000
DN-19 SRV-42U-6/12B	4016032364337			Black	9005					
DN-19 SRV-47U-6/12	4016032364351		47	Grey	7035	2192			136	
DN-19 SRV-47U-6/12B	4016032364368			Black	9005					

482.6 mm (19") Server Cabinet Unique Series // 800x1200 mm (WxD)



Item code	EAN code	Variant	U	Color	RAL	Height (mm)	Width (mm)	Depth (mm)	Net weight (kg)	Load capacity (kg)
DN-19 SRV-42U-8/12	4016032361381	perforated door	42	Grey	7035	1970	800	1200	144	1000
DN-19 SRV-42U-8/12B	4016032364344			Black	9005					
DN-19 SRV-47U-8/12	4016032364375		47	Grey	7035	2192			159	
DN-19 SRV-47U-8/12B	4016032364382			Black	9005					



Discover more DIGITUS® solutions

Find an overview of our current product catalogs and brochures. You can view the catalogs online as eBook or download them as PDF.



<https://www.assmann.com/en/services/catalogues/>



ASSMANN
germany

www.assmann.com

DM-30071

Mentioned brand names and logos are trademarks or registered trademarks of their respective owners. Design deviations from the illustrations, errors and technical changes are reserved. All information without guarantee. We assume no liability for printing errors. Delivery subject to change, only while stocks last. 01/2023

ASSMANN Electronic GmbH

Auf dem Schüffel 3, 58513 Lüdenscheid

Tel.: +49 (0)2351 554 0

www.assmann.com