



CHINT NJX6 Rūpniecisko releju sērijas

Datu lapa

Standarti

IEC/EN 61810, GB/T 21711.1

Funkcija

Rūpnieciskais relejs ar DPDT kontaktu konfigurāciju, piemērots dažādām vadības sprieguma opcijām un uzstādīšanai uz DIN sliedes vai PCB.

Elektriskie parametri

Parametrs	Vērtība
Kontaktkonfigurācija	2Z (DPDT)
Nominālā slodze	5A / 250V AC vai 30V DC (rezistīva slodze)
Vadības spriegums	DC: 6V, 12V, 24V, 48V; AC: 6V, 12V, 24V, 48V, 110V, 220V
Kontakta pretestība	≤ 50 mΩ (sākotnējā)
Dielektriskā izturība	Starp atvērtiem kontaktiem: 1000V AC, 1 min; Starp kontaktu un spoli: 2500V AC, 1 min
Ieslēgšanās laiks	≤ 15 ms
Atbrīvošanās laiks	≤ 10 ms
Izolācijas pretestība	≥ 100 MΩ (pie 500V DC)
Elektriskā kalpošanas ilgums	≥ 1 × 10 ⁵ darbības
Mehāniskā kalpošanas ilgums	≥ 1 × 10 ⁷ darbības

Mehāniskie parametri

Svars: apm. 35 g

Šis tulkojums sniegts kā palīgmateriāls. Par oficiālu un precīzu informāciju jāuzskata tikai ražotāja oriģinālais dokuments.

Vides parametri


Darba temperatūra: -40°C ... +55°C

Montāža

Uzstādīšana ar ligzdu (PYF08A) vai uz DIN sliedes, iespējama PCB montāža.

Papildaprīkojums

Ligzdas, DIN sliedes adapteri.



NJX6 Series Miniature Relays


1. Scope of application

- NJX6 is a new generation relay with 6mm width, available for AC and DC voltage, can be used for PLC control, with matching socket.
- Standard: IEC/EN 61810-1.
- Conformity certification: CE, TUV.

2. Type designation


Relay:

N JX 6 / □ □ □



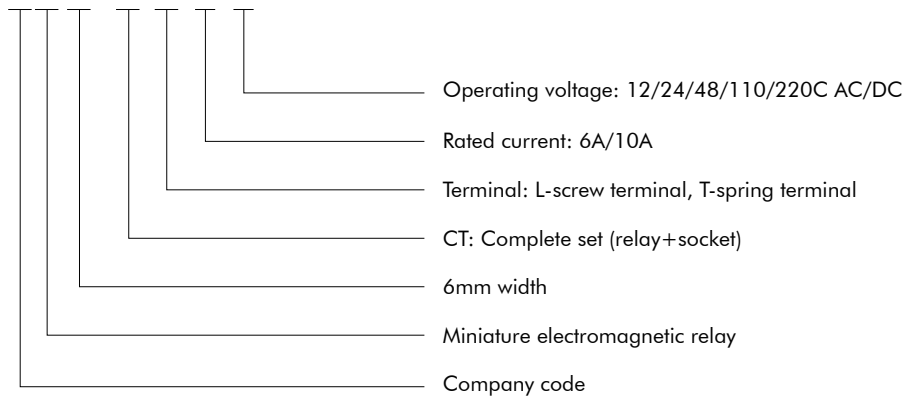
Socket:

N JX 6 - □ □



Complete set:

N JX 6 - □ □ □ □



3. Main parameters and technical performance

Normal operating conditions and installation conditions

Ambient temperature	-40°C ~ +70°C
Environmental humidity	5%RH~85%RH
Atmospheric pressure	86kPa~106kPa

Contact parameters

Contact form	1Z
Contact resistance	100mΩ max.(DC6V、1A)
Contact material	Silver alloy
Contact load (resistive)	6A type: 6A 277VAC 10A type: NO:10A 277VAC;NC:6A 277VAC
Maximum switching voltage	277VAC/30VDC
Maximum switching current	6A、10A
Maximum switching power	6A: 1662VA/180W 10A: 2770VA/180W
Electrical life (cycles)	6×10^4
Mechanical life (cycles)	1×10^7
Minimum load	DC5V、100mA

- Note:
- In order to maintain the initial performance, please be careful not to drop it or subject it to shock;
 - Avoid using it in a normal temperature and humidity environment containing dust, SO₂, H₂S or organic gases.
 - The silver alloy contacts will be oxidized after long term storage, resulting in weak conduction capacity. It can return to normal after switching several times in a large load, and if the load is small, suggest to choose gold-plated contacts.
 - the same contact to withstand the above resistive, inductive, capacitive, motor load current ratio of about 1:0.3:0.15:0.15, rated resistive load current is 6/10A, the use of inductive load types need to be derated to 1.5/3A (AC-15) use.
 - Life expectancy varies depending on the environment and conditions of use. When using the product, be sure to check the actual conditions of use. If the product is used in a state of deterioration, the insulation may deteriorate and cause abnormal heat, smoke, or fire. In order to prevent personal injury or death, fire, social damage, etc. due to malfunction or expiration of the product life, please adopt safety designs such as redundancy design, fire-resistant delayed burn design, and anti-failure design, etc., and carry out regular maintenance. 6, the above minimum load is a reference value, applicable to normal temperature, humidity, normal pressure, normal installation environment. The reference value may change according to the on-off frequency, environmental conditions, usage time and installation direction, so please confirm the test according to the actual load before use.

Performance parameters

Insulation resistance	100MΩ or more (500VDC)
Operating time (23°C, at rated voltage)	≤ 10ms
Release time (23°C, at rated voltage)	≤ 5ms
Shock (Stability)	Acceleration 250m/s ²
Vibration	Frequency 10Hz-150Hz, double amplitude 0.35mm
Terminal form	Plug-in
Maximum external dimensions (mm)	28×6×14.8

Coil parameters

Rated power consumption	3-24VDC approx. 0.18W, 48-60VDC approx. 0.25W
Operating voltage	DC: ≤ 80% of rated voltage; AC: ≤ 80% of rated voltage
Release Voltage	DC: ≥ 10% of rated voltage; AC: ≥ 20% of rated voltage
Maximum voltage	110% Rated voltage

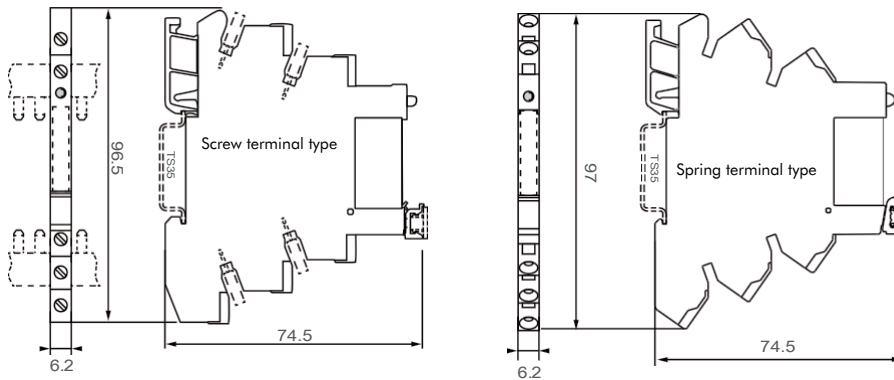
Coil specification parameters

Rated Voltage VDC	Operating voltage (% of rated voltage) (23°C)	Release voltage (% of rated voltage) (23°C)	Coil power W	Coil resistance Ω, Ω
12	80%MAX.	5%MIN.	0.18	800×(1±10%)
24			0.18	3200×(1±10%)
48			0.25	9200×(1±10%)
60			0.25	14400×(1±10%)

Selection table

Description for the complete set	Description for the socket	Description for the relay
NJX6-CTL-6A AC/DC12V	NJX6-12-L	NJX6/1Z 6A DC12V
NJX6-CTL-6A AC/DC24V	NJX6-24-L	NJX6/1Z 6A DC24V
NJX6-CTL-6A AC/DC48V	NJX6-60-L	NJX6/1Z 6A DC48V
NJX6-CTL-6A AC/DC110V	NJX6-110-L	NJX6/1Z 6A DC60V
NJX6-CTL-6A AC/DC220V	NJX6-220-L	NJX6/1Z 6A DC60V
NJX6-CTL-10A AC/DC12V	NJX6-12-L	NJX6/1Z 10A DC12V
NJX6-CTL-10A AC/DC24V	NJX6-24-L	NJX6/1Z 10A DC24V
NJX6-CTL-10A AC/DC48V	NJX6-60-L	NJX6/1Z 10A DC48V
NJX6-CTL-10A AC/DC110V	NJX6-110-L	NJX6/1Z 10A DC60V
NJX6-CTL-10A AC/DC220V	NJX6-220-L	NJX6/1Z 10A DC60V
NJX6-CTT-6A AC/DC12V	NJX6-12-T	NJX6/1Z 6A DC12V
NJX6-CTT-6A AC/DC24V	NJX6-24-T	NJX6/1Z 6A DC24V
NJX6-CTT-6A AC/DC48V	NJX6-60-T	NJX6/1Z 6A DC48V
NJX6-CTT-6A AC/DC110V	NJX6-110-T	NJX6/1Z 6A DC60V
NJX6-CTT-6A AC/DC220V	NJX6-220-T	NJX6/1Z 6A DC60V
NJX6-CTT-10A AC/DC12V	NJX6-12-T	NJX6/1Z 10A DC12V
NJX6-CTT-10A AC/DC24V	NJX6-24-T	NJX6/1Z 10A DC24V
NJX6-CTT-10A AC/DC48V	NJX6-60-T	NJX6/1Z 10A DC48V
NJX6-CTT-10A AC/DC110V	NJX6-110-T	NJX6/1Z 10A DC60V
NJX6-CTT-10A AC/DC220V	NJX6-220-T	NJX6/1Z 10A DC60V

4. External and mounting dimensions



Relay:

NJX6	-	1Z	6A	DC12V
↓		↓	↓	↓
Product Series		Contact group	Rated current	Coil voltage
		1Z: 1 changeover contact	6A 10A	DC12V DC24V DC48V DC60V

Socket:

NJX6	-	110	-	L
↓		↓	↓	↓
Product Series		Operating voltage		Terminal type
		24: AC/DC24V 60: AC/DC60V 110: AC/DC110V 220: AC/DC220V		L: screw terminal T: spring terminal

Complete set:

NJX6	-	CT	L	10A	AC/DC110V
↓		↓	↓	↓	↓
Product Series		Complete set	Terminal type	Rated current	Operating voltage
			L: screw terminal T: spring terminal	6A 10A	DC12V DC24V DC48V DC110V DC220V

Contact	Rated current	Function	Rated voltage	Model Description	Code
1Z	-	Socket	110V AC/DC	NJX6-110-L	525369
1Z	-	Socket	110V AC/DC	NJX6-110-T	525370
1Z	-	Socket	220V AC/DC	NJX6-220-L	525371
1Z	-	Socket	220V AC/DC	NJX6-220-T	525372
1Z	-	Socket	24V AC/DC	NJX6-24-L	525373
1Z	-	Socket	24V AC/DC	NJX6-24-T	525374
1Z	-	Socket	60V AC/DC	NJX6-60-L	525375
1Z	-	Socket	60V AC/DC	NJX6-60-T	525376
1Z	10A	Socket+Relay	110V AC/DC	NJX6-CTL 10A AC/DC110V	525377
1Z	10A	Socket+Relay	12V AC/DC	NJX6-CTL 10A AC/DC12V	525378
1Z	10A	Socket+Relay	220V AC/DC	NJX6-CTL 10A AC/DC220V	525379
1Z	10A	Socket+Relay	24V AC/DC	NJX6-CTL 10A AC/DC24V	525380
1Z	10A	Socket+Relay	48V AC/DC	NJX6-CTL 10A AC/DC48V	525381
1Z	6A	Socket+Relay	110V AC/DC	NJX6-CTL 6A AC/DC110V	525382
1Z	6A	Socket+Relay	12V AC/DC	NJX6-CTL 6A AC/DC12V	525383
1Z	6A	Socket+Relay	220V AC/DC	NJX6-CTL 6A AC/DC220V	525384
1Z	6A	Socket+Relay	24V AC/DC	NJX6-CTL 6A AC/DC24V	525385
1Z	6A	Socket+Relay	48V AC/DC	NJX6-CTL 6A AC/DC48V	525386
1Z	10A	Socket+Relay	110V AC/DC	NJX6-CTT 10A AC/DC110V	525387
1Z	10A	Socket+Relay	12V AC/DC	NJX6-CTT 10A AC/DC12V	525388
1Z	10A	Socket+Relay	220V AC/DC	NJX6-CTT 10A AC/DC220V	525389
1Z	10A	Socket+Relay	24V AC/DC	NJX6-CTT 10A AC/DC24V	525390
1Z	10A	Socket+Relay	48V AC/DC	NJX6-CTT 10A AC/DC48V	525391
1Z	6A	Socket+Relay	110V AC/DC	NJX6-CTT 6A AC/DC110V	525392
1Z	6A	Socket+Relay	12V AC/DC	NJX6-CTT 6A AC/DC12V	525393
1Z	6A	Socket+Relay	220V AC/DC	NJX6-CTT 6A AC/DC220V	525394
1Z	6A	Socket+Relay	24V AC/DC	NJX6-CTT 6A AC/DC24V	525395
1Z	6A	Socket+Relay	48V AC/DC	NJX6-CTT 6A AC/DC48V	525396
1Z	10A	Relay	12VDC	NJX6/1Z 10A DC12V	525397
1Z	10A	Relay	24VDC	NJX6/1Z 10A DC24V	525398
1Z	10A	Relay	48VDC	NJX6/1Z 10A DC48V	525399
1Z	10A	Relay	60VDC	NJX6/1Z 10A DC60V	525400
1Z	6A	Relay	12VDC	NJX6/1Z 6A DC12V	525401
1Z	6A	Relay	24VDC	NJX6/1Z 6A DC24V	525402
1Z	6A	Relay	48VDC	NJX6/1Z 6A DC48V	525403
1Z	6A	Relay	60VDC	NJX6/1Z 6A DC60V	525404