



# CHINT NB2LE Kombinēto noplūdes automātslēdžu sērijas Datu lapa

## Standarti

IEC/EN 61009-1

## Funkcija

Aizsardzība pret zemes noplūdi, pārslodzi, īssavienojumu un triecienu

## Elektriskie parametri

Parametrs	Vērtība
Nominālais spriegums (Ue)	AC 230/240 V
Nominālā strāva (In)	6 A, 10 A, 16 A, 20 A, 25 A, 32 A, 40 A
Rāmja nominālā strāva (Inm)	40 A
Polu skaits	1P + N
Atvienošanas raksturlielumi	Type B (3–5 In) / Type C (5–10 In)
Noplūdes strāvas tips	Type AC un Type A
Nominālā diferenciālās darbības strāva (IΔn)	0,03 A, 0,1 A, 0,3 A
Nominālā diferenciālās nedarbības strāva (IΔno)	0,015 A
Īssavienojuma atslēgšanas spēja (Icn)	6 000 A
Diferenciālās ieslēgšanas/izslēgšanas kapacitāte (IΔm)	3 000 A
Impulsu izturības spriegums (Uimp)	4 000 V
Mehāniskā izturība	20 000 darbību
Elektriskā izturība	4 000 darbību

## Temperatūras diapazons

Darbības: -25 °C līdz +70 °C

*Šis tulkojums sniegts kā palīgmateriāls. Par oficiālu un precīzu informāciju jāuzskata tikai ražotāja oriģinālais dokuments.*

Temperatūras kompensācijas koeficients: 1,27 (pie -25 °C) → 0,83 (pie +70 °C)

## Montāža

DIN sliede TH35-7.5

Pieslēgums: no augšas vai apakšas

## Pielietojums

Rūpnieciskās iekārtas, augstceltnes un dzīvojamo ēku ķēdes

## Aizsardzības pakāpe

IP20



3.2

	Standard		IEC/EN 61009-1
Main Specifications	Rated current $I_n$	A	6, 10, 16, 20, 25, 32, 40
	Classified by Type of Instantaneous Tripping		Type B: (3 ~ 5) $I_n$ , Type C: (5 ~ 10) $I_n$
	Poles		1P + N
	Type(wave form of the earth leakage sensed)		Type AC, Type A
Technical Parameters	Rated voltage $U_e$	V	AC230/240
	Frame size rated current $I_{nm}$	A	40
	Rated residual operating current $I_{\Delta n}$	A	0.03, 0.1, 0.3
	Rated residual non-operating current $I_{\Delta no}$	A	0.015
	Rated short-circuit breaking capacity $I_{cn}$	A	6000
	Rated residual making and breaking capacity $I_{\Delta m}$	A	3000
	Electrical life		4000
	Mechanical life		20000
	Rated impulse withstand voltage $U_{imp}$	V	4000
Connection		From top or bottom	

3.3 The residual current breaking times

$I_n(A)$	$I_{\Delta n}(A)$	Breaking time when the residual current assumes the following values (s)					$I_{\Delta t}^b$
		$I_{\Delta n}$	$2 I_{\Delta n}$	$5 I_{\Delta n}$	5A,10A,20A,50A,100A,200A,500A <sup>a</sup>		
6~40	0.03	0.1	0.05	0.04	0.04	0.04	

a. For tests of 5A,10A,20A,50A,100A,200A and 500A, the current values beyond the lower limit of over-current instantaneous tripping are not tested.  
 b. Tests are done when  $I_{\Delta t}$  is equal to the lower limit current of over-current instantaneous tripping of type B and type C.

3.4 The over-current protection characteristics

No.	Rated current $I_n$ (A)	Initial state	Test current (A)	Specified time (t)	Expected result	Remarks
a	6~40	Cold state	1.13 $I_n$	$t \geq 1h$	Non-tripping	Increase to the specified current within 5s after test item a.
b		Immediately after sequence a	1.45 $I_n$	$t < h$	Tripping	
c		Cold state	2.55 $I_n$	$1s < t < 60s$	Tripping	Type B
d		Cold state	3 $I_n$	$t \geq 0.1s$	Non-tripping	
			5 $I_n$	$t < 0.1s$	Tripping	
			5 $I_n$	$t \geq 0.1s$	Non-tripping	
		10 $I_n$	$t < 0.1s$	Tripping	Type C	

Rated current $I_n$ (A)	Temperature compensation coefficient under various operational temperature										
	-25°C	-20°C	-10°C	0°C	10°C	20°C	30°C	40°C	50°C	60°C	70°C
6-40	1.27	1.25	1.20	1.15	1.10	1.05	1.00	0.95	0.90	0.85	0.83

4. Overall and mounting dimensions (mm)

The product shall be mounted using mounting rail of 35-7.5 section steel. The overall and mounting dimensions are as shown in Fig. 2 and Fig. 3.

Fig. 2 Overall and installation dimensions

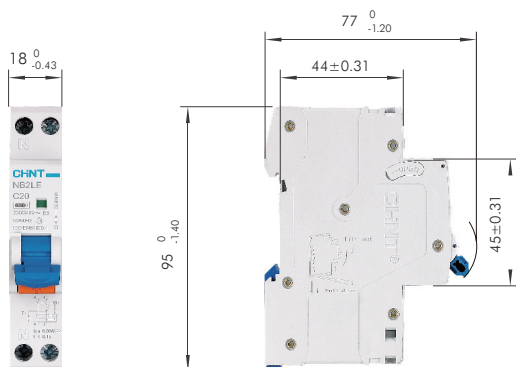
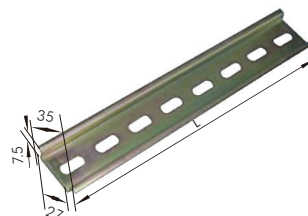


Fig. 3 Mounting rail size



## 5. Ordering information

5.1 When ordering, the following information must be indicated:

- a. Product type and description, such as: NB2LE residual current operated circuit breaker;
- b. Rated current, such as: 25A;
- c. Instantaneous tripping type, such as: Type C;
- d. Rated residual operating current, such as: 0.03A
- e. Operating conditions when containing DC component, such as: Type A;
- f. Ordering quantity, such as: 90 units.

5.2 Ordering examples: NB2LE residual current operated circuit breaker C25, 0.03A, A type, 90 units.

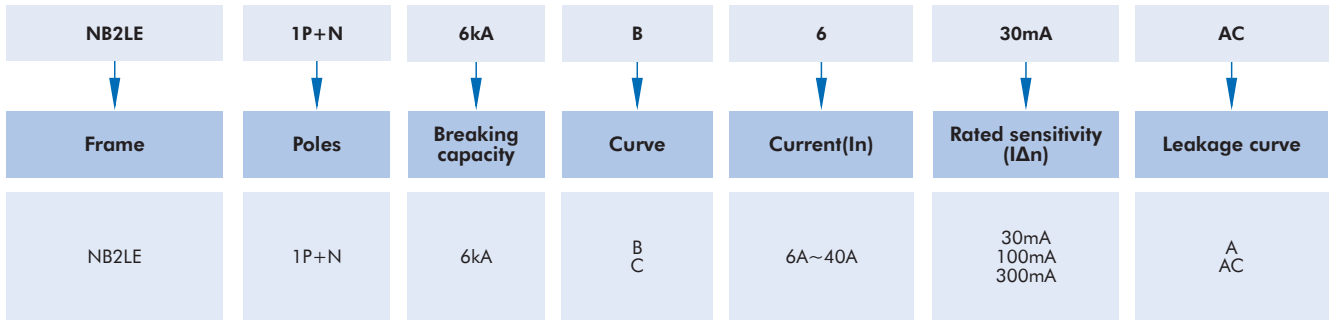


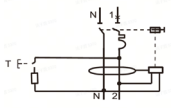
Diagram	Curve	Poles	I <sub>n</sub> (A)	I <sub>cu</sub> (kA)	U <sub>e</sub> (V)	I <sub>Δn</sub> (mA)	Leakage type	Description	Code
	B	1P+N	6	6	AC230/240	30	A	NB2LE 1P+N 6kA B6 30mA A	689015
	B	1P+N	6	6	AC230/240	100	A	NB2LE 1P+N 6kA B6 100mA A	324481
	B	1P+N	6	6	AC230/240	300	A	NB2LE 1P+N 6kA B6 300mA A	324510
	B	1P+N	10	6	AC230/240	30	A	NB2LE 1P+N 6kA B10 30mA A	689016
	B	1P+N	10	6	AC230/240	100	A	NB2LE 1P+N 6kA B10 100mA A	324483
	B	1P+N	10	6	AC230/240	300	A	NB2LE 1P+N 6kA B10 300mA A	324511
	B	1P+N	16	6	AC230/240	30	A	NB2LE 1P+N 6kA B16 30mA A	689017
	B	1P+N	16	6	AC230/240	100	A	NB2LE 1P+N 6kA B16 100mA A	324484
	B	1P+N	16	6	AC230/240	300	A	NB2LE 1P+N 6kA B16 300mA A	324513
	B	1P+N	20	6	AC230/240	30	A	NB2LE 1P+N 6kA B20 30mA A	689018
	B	1P+N	20	6	AC230/240	100	A	NB2LE 1P+N 6kA B20 100mA A	324485
	B	1P+N	20	6	AC230/240	300	A	NB2LE 1P+N 6kA B20 300mA A	324512
	B	1P+N	25	6	AC230/240	30	A	NB2LE 1P+N 6kA B25 30mA A	689019
	B	1P+N	25	6	AC230/240	100	A	NB2LE 1P+N 6kA B25 100mA A	324486
	B	1P+N	25	6	AC230/240	300	A	NB2LE 1P+N 6kA B25 300mA A	324514
	B	1P+N	32	6	AC230/240	30	A	NB2LE 1P+N 6kA B32 30mA A	252636
	B	1P+N	32	6	AC230/240	100	A	NB2LE 1P+N 6kA B32 100mA A	324487
	B	1P+N	32	6	AC230/240	300	A	NB2LE 1P+N 6kA B32 300mA A	324515
	B	1P+N	40	6	AC230/240	30	A	NB2LE 1P+N 6kA B40 30mA A	252637
	B	1P+N	40	6	AC230/240	100	A	NB2LE 1P+N 6kA B40 100mA A	324488
	B	1P+N	40	6	AC230/240	300	A	NB2LE 1P+N 6kA B40 300mA A	324516
	C	1P+N	6	6	AC230/240	30	A	NB2LE 1P+N 6kA C6 30mA A	689005
	C	1P+N	6	6	AC230/240	100	A	NB2LE 1P+N 6kA C6 100mA A	324489
	C	1P+N	6	6	AC230/240	300	A	NB2LE 1P+N 6kA C6 300mA A	324517
	C	1P+N	10	6	AC230/240	30	A	NB2LE 1P+N 6kA C10 30mA A	689006
	C	1P+N	10	6	AC230/240	100	A	NB2LE 1P+N 6kA C10 100mA A	324490
	C	1P+N	10	6	AC230/240	300	A	NB2LE 1P+N 6kA C10 300mA A	324518
	C	1P+N	16	6	AC230/240	30	A	NB2LE 1P+N 6kA C16 30mA A	689007
	C	1P+N	16	6	AC230/240	100	A	NB2LE 1P+N 6kA C16 100mA A	324491
	C	1P+N	16	6	AC230/240	300	A	NB2LE 1P+N 6kA C16 300mA A	324519
	C	1P+N	20	6	AC230/240	30	A	NB2LE 1P+N 6kA C20 30mA A	689008
	C	1P+N	20	6	AC230/240	100	A	NB2LE 1P+N 6kA C20 100mA A	324492
	C	1P+N	20	6	AC230/240	300	A	NB2LE 1P+N 6kA C20 300mA A	324520
	C	1P+N	25	6	AC230/240	30	A	NB2LE 1P+N 6kA C25 30mA A	689009
	C	1P+N	25	6	AC230/240	100	A	NB2LE 1P+N 6kA C25 100mA A	324493
	C	1P+N	25	6	AC230/240	300	A	NB2LE 1P+N 6kA C25 300mA A	324521

Diagram	Curve	Poles	In(A)	Icu(kA)	Ue(V)	IΔn(mA)	Leakage type	Description	Code
	C	1P+N	32	6	AC230/240	30	A	NB2LE 1P+N 6kA C32 30mA A	252638
	C	1P+N	32	6	AC230/240	100	A	NB2LE 1P+N 6kA C32 100mA A	324494
	C	1P+N	32	6	AC230/240	300	A	NB2LE 1P+N 6kA C32 300mA A	324522
	C	1P+N	40	6	AC230/240	30	A	NB2LE 1P+N 6kA C40 30mA A	252639
	C	1P+N	40	6	AC230/240	100	A	NB2LE 1P+N 6kA C40 100mA A	324495
	C	1P+N	40	6	AC230/240	300	A	NB2LE 1P+N 6kA C40 300mA A	324523
	B	1P+N	6	6	AC230/240	30	AC	NB2LE 1P+N 6kA B6 30mA AC	689010
	B	1P+N	6	6	AC110	30	AC	NB2LE 1P+N 6kA B6 30mA AC 110V	297322
	B	1P+N	6	6	AC230/240	100	AC	NB2LE 1P+N 6kA B6 100mA AC	324468
	B	1P+N	6	6	AC230/240	300	AC	NB2LE 1P+N 6kA B6 300mA AC	324496
	B	1P+N	10	6	AC230/240	30	AC	NB2LE 1P+N 6kA B10 30mA AC	689011
	B	1P+N	10	6	AC110	30	AC	NB2LE 1P+N 6kA B10 30mA AC 110V	297323
	B	1P+N	10	6	AC230/240	100	AC	NB2LE 1P+N 6kA B10 100mA AC	324469
	B	1P+N	10	6	AC230/240	300	AC	NB2LE 1P+N 6kA B10 300mA AC	324497
	B	1P+N	16	6	AC230/240	30	AC	NB2LE 1P+N 6kA B16 30mA AC	689012
	B	1P+N	16	6	AC110	30	AC	NB2LE 1P+N 6kA B16 30mA AC 110V	297324
	B	1P+N	16	6	AC230/240	100	AC	NB2LE 1P+N 6kA B16 100mA AC	324471
	B	1P+N	16	6	AC230/240	300	AC	NB2LE 1P+N 6kA B16 300mA AC	324498
	B	1P+N	20	6	AC230/240	30	AC	NB2LE 1P+N 6kA B20 30mA AC	689013
	B	1P+N	20	6	AC230/240	100	AC	NB2LE 1P+N 6kA B20 100mA AC	324470
	B	1P+N	20	6	AC230/240	300	AC	NB2LE 1P+N 6kA B20 300mA AC	324499
	B	1P+N	25	6	AC230/240	30	AC	NB2LE 1P+N 6kA B25 30mA AC	689014
	B	1P+N	25	6	AC230/240	100	AC	NB2LE 1P+N 6kA B25 100mA AC	324472
	B	1P+N	25	6	AC230/240	300	AC	NB2LE 1P+N 6kA B25 300mA AC	324501
	B	1P+N	32	6	AC230/240	30	AC	NB2LE 1P+N 6kA B32 30mA AC	252632
	B	1P+N	32	6	AC230/240	100	AC	NB2LE 1P+N 6kA B32 100mA AC	324474
	B	1P+N	32	6	AC230/240	300	AC	NB2LE 1P+N 6kA B32 300mA AC	324500
	B	1P+N	40	6	AC230/240	30	AC	NB2LE 1P+N 6kA B40 30mA AC	252633
	B	1P+N	40	6	AC230/240	100	AC	NB2LE 1P+N 6kA B40 100mA AC	324473
	B	1P+N	40	6	AC230/240	300	AC	NB2LE 1P+N 6kA B40 300mA AC	324502
	C	1P+N	6	6	AC230/240	30	AC	NB2LE 1P+N 6kA C6 30mA AC	689000
	C	1P+N	6	6	AC110	30	AC	NB2LE 1P+N 6kA C6 30mA AC 110V	297325
	C	1P+N	6	6	AC230/240	100	AC	NB2LE 1P+N 6kA C6 100mA AC	324475
	C	1P+N	6	6	AC230/240	300	AC	NB2LE 1P+N 6kA C6 300mA AC	324503
	C	1P+N	10	6	AC230/240	30	AC	NB2LE 1P+N 6kA C10 30mA AC	689001
	C	1P+N	10	6	AC110	30	AC	NB2LE 1P+N 6kA C10 30mA AC 110V	297326
	C	1P+N	10	6	AC230/240	100	AC	NB2LE 1P+N 6kA C10 100mA AC	324476
	C	1P+N	10	6	AC230/240	300	AC	NB2LE 1P+N 6kA C10 300mA AC	324504
	C	1P+N	16	6	AC230/240	30	AC	NB2LE 1P+N 6kA C16 30mA AC	689002
	C	1P+N	16	6	AC110	30	AC	NB2LE 1P+N 6kA C16 30mA AC 110V	297327
	C	1P+N	16	6	AC230/240	100	AC	NB2LE 1P+N 6kA C16 100mA AC	324477
	C	1P+N	16	6	AC230/240	300	AC	NB2LE 1P+N 6kA C16 300mA AC	324505
	C	1P+N	20	6	AC230/240	30	AC	NB2LE 1P+N 6kA C20 30mA AC	689003

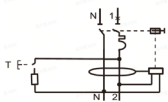
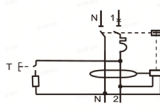


Diagram	Curve	Poles	In(A)	Icu(kA)	Ue(V)	IΔn(mA)	Leakage type	Description	Code
	C	1P+N	20	6	AC230/240	100	AC	NB2LE 1P+N 6kA C20 100mA AC	324478
	C	1P+N	20	6	AC230/240	300	AC	NB2LE 1P+N 6kA C20 300mA AC	324506
	C	1P+N	25	6	AC230/240	30	AC	NB2LE 1P+N 6kA C25 30mA AC	689004
	C	1P+N	25	6	AC230/240	100	AC	NB2LE 1P+N 6kA C25 100mA AC	324479
	C	1P+N	25	6	AC230/240	300	AC	NB2LE 1P+N 6kA C25 300mA AC	324507
	C	1P+N	32	6	AC230/240	30	AC	NB2LE 1P+N 6kA C32 30mA AC	252634
	C	1P+N	32	6	AC230/240	100	AC	NB2LE 1P+N 6kA C32 100mA AC	324480
	C	1P+N	32	6	AC230/240	300	AC	NB2LE 1P+N 6kA C32 300mA AC	324508
	C	1P+N	40	6	AC230/240	30	AC	NB2LE 1P+N 6kA C40 30mA AC	252635
	C	1P+N	40	6	AC230/240	100	AC	NB2LE 1P+N 6kA C40 100mA AC	324482
	C	1P+N	40	6	AC230/240	300	AC	NB2LE 1P+N 6kA C40 300mA AC	324509