



CHINT NB1-63H Automātslēdžu sērijas

Datu lapa

Standarti

IEC/EN 60898-1

Elektriskie parametri

Parametrs	Vērtība
Nominālais spriegums (Ue)	AC 230/400~240/415 V
Izolācijas spriegums (Ui)	500 V
Nominālā strāva (In)	1 A – 63 A
Īssavienojuma atslēgšanas spēja (Icu)	10 000 A
Atvienošanas raksturlielumi	Type B (3–5 In), Type C (5–10 In), Type D (10–20 In)
Nominālā frekvence	50/60 Hz
Enerģijas ierobežošanas klase	3
Impulsu izturības spriegums (Uimp)	6 kV
Dielektriskā pārbaude (1 min)	2 kV

Mehāniskie parametri

Mehāniskā izturība: 20 000 darbību

Elektriskā izturība: 10 000 darbību

Temperatūras diapazons

Darbības temperatūra: –25 °C līdz +70 °C (dienas vidējā ≤ +35 °C)

Atsauces temperatūra: +30 °C

Šis tulkojums sniegts kā palīgmateriāls. Par oficiālu un precīzu informāciju jāuzskata tikai ražotāja oriģinālais dokuments.

Montāža

DIN sliede EN 60715 (35 mm)

Savienojumi

Termināla tips: Kabelis / U-veida kopne / Tapu tipa kopne

Termināla kapacitāte: līdz 25 mm²

Pievelkšanas griezes moments: 2,5 N·m

Pieslēgums: augšējais vai apakšējais

Aizsardzības pakāpe

IP20

Papildaprīkojums

Palīgkontakts, izslēgšanas spole, zemas sprieguma atbrīvošanas spole, trauksmes kontakts

Pielietojums

Rūpnieciskie sadales paneļi, dzīvojamo ēku sadales skapji, vadības sistēmas



NB1-63H Miniature Circuit Breaker

1. General

1.1 Function

protection of circuits against short-circuit currents,
protection of circuits against overload currents,
switch, isolation.

NB1-63H circuit-breakers are used in various places such as residential, industrial and commercial electrical distribution systems.

1.2 Selection

Technical data of the network at the point considered:
short-circuit current at the circuit-breaker installation point, which must always be less than the breaking capacity of this device, network normal voltage.

Tripping curves:

B curve

protection for people and big length cables in TN and IT systems.

C curve

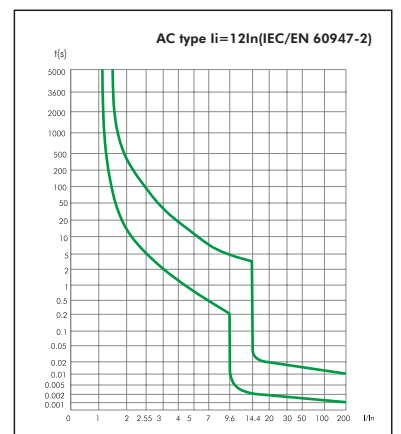
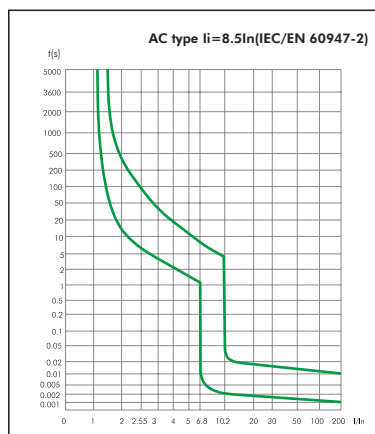
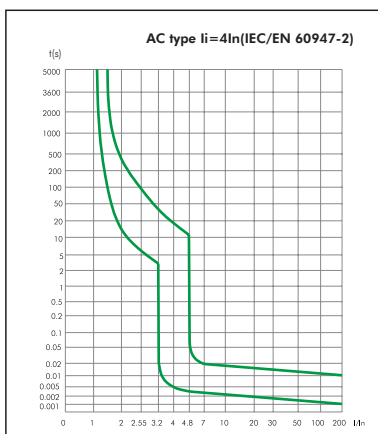
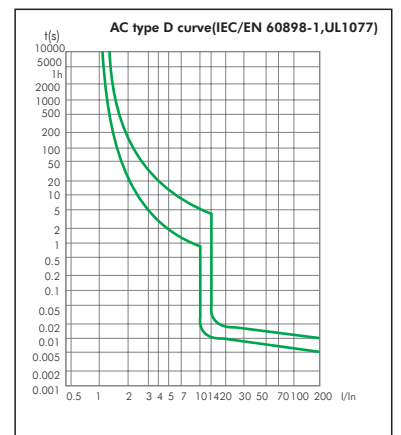
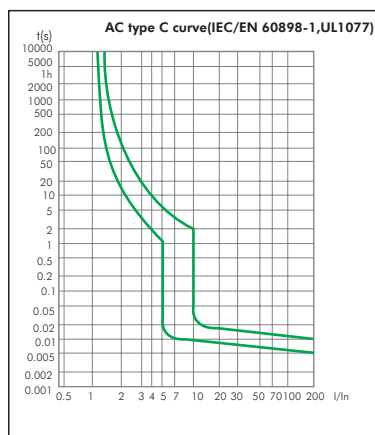
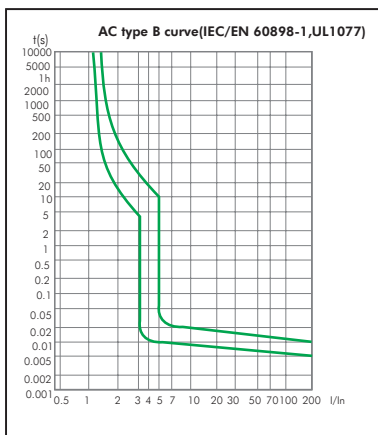
protection for resistive and inductive loads with low inrush current.

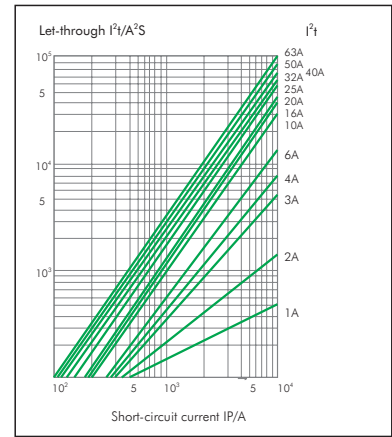
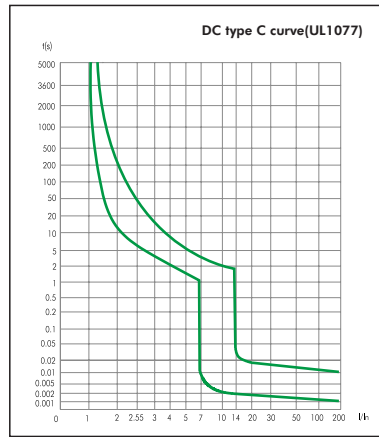
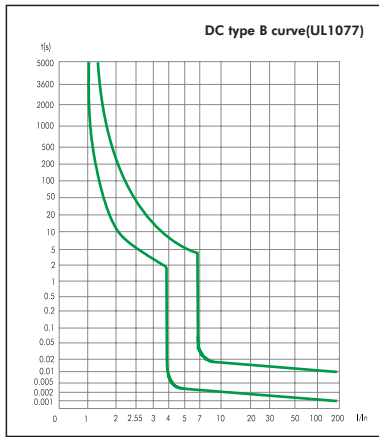
D curve

protection for circuits which supply loads with high inrush current at the circuit closing (LV/LV transformers, breakdown lamps).

2. Technical data

2.1 curves





2.2

		IEC/EN 60898-1	IEC/EN 60947-2	UL1077	
Electrical features	Rated current I _n	A	1, 2, 3, 4, 6, 10, 13, 16, 20, 25, 32, 40, 50, 63	1, 2, 3, 4, 6, 10, 16, 20, 25, 32, 40, 50, 63	
	Poles		1P, 1P+N, 2P, 3P, 3P+N, 4P	1P, 2P, 3P, 4P	1P 2P, 3P, 4P 1P 2P
	Rated voltage U _e	V	230/400~240/415 AC		277 AC 480 AC 110 DC 125 DC
	Minimum voltage	V	12 AC		12 DC
	Rated frequency		50/60Hz		
	Rated breaking capacity	A	10000 @ IEC/EN 60898-1 15000 @ IEC/EN 60947-2 (1-32A) 10000 @ IEC/EN 60947-2 (40-63A)	10000	5000 10000
	Energy limiting class		3	/	/
	Rated impulse withstand voltage (1.2/50) U _{imp}	V	4000		
	Dielectric test voltage at ind. Freq. for 1 min	KV	2	1.89	2
	Pollution degree		2		
Power loss per pole	Rated current (A)	Max power loss per pole (W)			
	1, 2, 3, 4, 5, 6, 10	3			
	13, 16, 20, 25, 32	6			
Thermo-magnetic release characteristic		40, 50, 63	13		
		B (3-5I _n) C (5-10I _n) D (10-14I _n)	li=4I _n (1±20%) li=8.5I _n (1±20%) li=10I _n (1±20%) li=12I _n (1±20%)	B (3-5I _n) C (5-10I _n) D (10-14I _n)	B (4-7I _n) C (7-14I _n)
	Electrical life		10, 000		
	Mechanical life		20, 000		
Mechanical features	Contact position indicator		Yes		
	Protection degree		IP20		
	Reference temperature for setting of thermal element	°C	30		
	Ambient temperature (with daily average ≤ 35°C)	°C	-35~+70		
	Storage temperature	°C	-35~+70		
	Terminal connection type		Cable/U-type busbar/Pin-type busbar		
Installation	Terminal size top/bottom for cable	mm ²	25		
		AWG	18-4		
	Terminal size top/bottom for busbar	mm ²	10		
		AWG	18-8		
	Tightening torque	N·m	2.0		
	In-lbs.	22			
Mounting		On DIN rail EN 60715 (35mm) by means of fast clip device			
Connection		From top or bottom			
Combination with accessories	Auxiliary contact		Yes		
	Shunt release		Yes		
	Under voltage release		Yes		
	Alarm contact		Yes		

2.3 Selectivity

	In (A)	Power supply side: RT36-00 (fuse)								
		20	25	36	50	63	80	100	125	160
		Is (kA)								
Load side: NB1-63H Curve B, C	≤2	1.2	4	> 12	> 12	> 12	> 12	> 12	> 12	> 12
	3	0.7	1.2	3.8	5.3	6	6	6	6	6
	4	0.6	0.9	2.5	3.8	6	6	6	6	6
	6	0.5	0.8	1.9	2.5	4.5	5	6	6	6
	10		0.7	1.4	2.2	3.2	3.6	6	6	6
	16			1.2	1.8	2.6	3	5.6	6	6
	20				1.5	2.2	2.5	4.6	6	6
	25				1.3	2	2.2	4.1	5.5	6
	32					1.7	1.9	3.8	4.5	6
	40						1.7	3	4	5
	50						1.5	2.6	3.5	4.5
63							2.4	3.3	4.5	

	In (A)	Power supply side: NM8-100S/H/R								
		16	20	25	32	40	50	63	80	100
		Is (kA)								
Load side: NB1-63H Curve B, C	≤10	0.19	0.19	0.3	0.4	0.5	0.5	0.5	0.63	0.8
	16			0.3	0.4	0.5	0.5	0.5	0.63	0.8
	20					0.5	0.5	0.5	0.63	0.8
	25						0.5	0.5	0.63	0.8
	32							0.5	0.63	0.8
	40								0.63	0.8
	50									0.8
	63									

2.4 Backup protection

	In (A)	Power supply side: RT16 series						
		40	50	63	80	100	125	160
		Is (kA)						
Load side: NB1-63H Curve B, C	1~6	40	40	40	40	40	40	40
	8~10	40	40	40	40	40	40	40
	13	40	40	40	40	35	35	35
	16	40	40	40	40	30	30	30
	20	40	40	40	40	30	30	30
	25	40	40	40	40	30	30	30
	32	40	40	40	40	30	30	30
	40	40	40	40	40	30	30	30
	50	30	30	30	30	30	30	30
	63	20	20	20	20	15	15	15

	In (A)	Power supply side: NM8-125S, NM8-125H, NM8-125R, NM8-250S, NM8-250H, NM8-250R					
		NM8-125S	NM8-125H	NM8-125R	NM8-250S	NM8-250H	NM8-250R
		Is (kA)					
Load side: NB1-63H Curve B, C	1~6	15	18	18	15	15	15
	10~20	12	15	15	12	12	12
	32~40	12	15	15	12	12	12
	50~60	12	15	15	12	12	12

2.5 Temperature derating

The maximum permissible current in a circuit breaker depends on the ambient temperature where the circuit breaker is placed. Ambient temperature is the temperature inside the enclosure or switchboard in which the circuit breakers are installed.


The reference temperature is 30°C

Ambient temperature(°C)	-35	-30	-20	-10	0	10	20	30	40	50	60	70
Rated current(A)												
1	1.3	1.26	1.23	1.19	1.15	1.11	1.05	1	0.96	0.93	0.88	0.83
2	2.6	2.52	2.46	2.38	2.28	2.2	2.08	2	1.92	1.86	1.76	1.66
3	3.9	3.78	3.69	3.57	3.42	3.3	3.12	3	2.88	2.79	2.64	2.49
4	5.2	5.04	4.92	4.76	4.56	4.4	4.16	4	3.84	3.76	3.52	3.32
6	7.80	7.56	7.38	7.14	6.84	6.6	6.24	6	5.76	5.64	5.28	4.98
10	13.20	12.7	12.5	12	11.5	11.1	10.6	10	9.6	9.3	8.9	8.40
16	21.12	20.48	20	19.2	18.4	17.76	16.96	16	15.36	14.88	14.24	10.92
20	26.40	25.6	25	24	23	22.2	21.2	20	15.36	18.6	17.8	16.80
25	33	32	31.25	30	28.75	27.75	26.5	25	24	23.25	22.25	21
32	42.56	41.28	40	38.72	37.12	35.52	33.92	32	30.72	29.76	28.16	26.88
40	53.20	51.2	50	48	46.4	44.8	42.4	40	38.4	37.2	35.6	33.60
50	67	65.5	63	60.5	58	56	53	50	48	46.5	44	41.50
63	83.79	81.9	80.01	76.86	73.71	70.56	66.78	63	60.48	58.9	55.44	52.29

When several simultaneously operating circuit breakers are mounted side by side in a small enclosure, the temperature rise inside the enclosure causes a reduction in current rating.

You must then assign the rating (already derated if necessary according to ambient temperature) a downrating factor of 0.8.

3. Overall and mounting dimensions (mm)



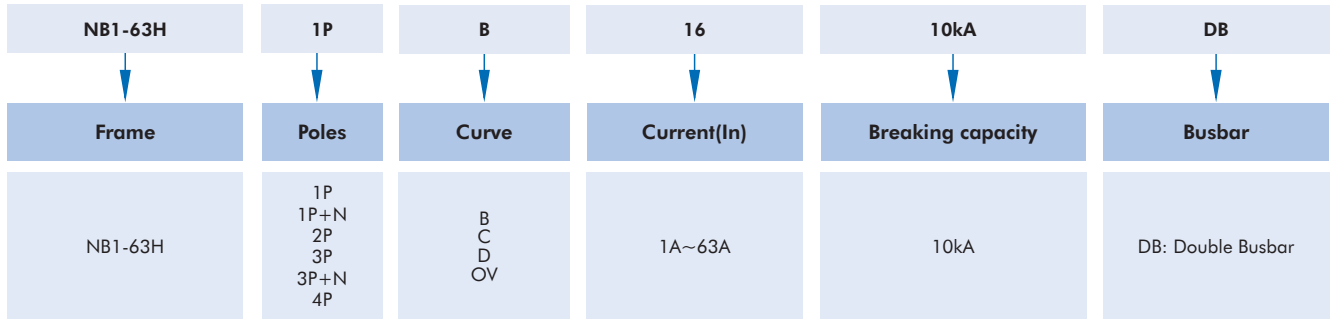



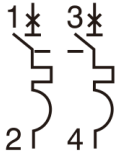
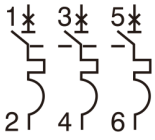
Diagram	Standard	Busbar	Curve	Poles	In(A)	Icu(kA)	Description	Code
	IEC/EN 60898-1	DB	B	1P	1	10	NB1-63H 1P B1 10kA DB	179767
	IEC/EN 60898-1	DB	B	1P	2	10	NB1-63H 1P B2 10kA DB	179771
	IEC/EN 60898-1	DB	B	1P	3	10	NB1-63H 1P B3 10kA DB	179774
	IEC/EN 60898-1	DB	B	1P	4	10	NB1-63H 1P B4 10kA DB	179776
	IEC/EN 60898-1	DB	B	1P	6	10	NB1-63H 1P B6 10kA DB	179779
	IEC/EN 60898-1	DB	B	1P	10	10	NB1-63H 1P B10 10kA DB	179768
	IEC/EN 60898-1	DB	B	1P	13	10	NB1-63H 1P B13 10kA DB	179769
	IEC/EN 60898-1	DB	B	1P	16	10	NB1-63H 1P B16 10kA DB	179770
	IEC/EN 60898-1	DB	B	1P	20	10	NB1-63H 1P B20 10kA DB	179772
	IEC/EN 60898-1	DB	B	1P	25	10	NB1-63H 1P B25 10kA DB	179773
	IEC/EN 60898-1	DB	B	1P	32	10	NB1-63H 1P B32 10kA DB	179775
	IEC/EN 60898-1	DB	B	1P	40	10	NB1-63H 1P B40 10kA DB	179777
	IEC/EN 60898-1	DB	B	1P	50	10	NB1-63H 1P B50 10kA DB	179778
	IEC/EN 60898-1	DB	B	1P	63	10	NB1-63H 1P B63 10kA DB	179780
	IEC/EN 60898-1	DB	B	2P	1	10	NB1-63H 2P B1 10kA DB	179809
	IEC/EN 60898-1	DB	B	2P	2	10	NB1-63H 2P B2 10kA DB	179813
	IEC/EN 60898-1	DB	B	2P	3	10	NB1-63H 2P B3 10kA DB	179816
	IEC/EN 60898-1	DB	B	2P	4	10	NB1-63H 2P B4 10kA DB	179818
	IEC/EN 60898-1	DB	B	2P	6	10	NB1-63H 2P B6 10kA DB	179821
	IEC/EN 60898-1	DB	B	2P	10	10	NB1-63H 2P B10 10kA DB	179810
	IEC/EN 60898-1	DB	B	2P	13	10	NB1-63H 2P B13 10kA DB	179811
	IEC/EN 60898-1	DB	B	2P	16	10	NB1-63H 2P B16 10kA DB	179812
	IEC/EN 60898-1	DB	B	2P	20	10	NB1-63H 2P B20 10kA DB	179814
	IEC/EN 60898-1	DB	B	2P	25	10	NB1-63H 2P B25 10kA DB	179815
	IEC/EN 60898-1	DB	B	2P	32	10	NB1-63H 2P B32 10kA DB	179817
	IEC/EN 60898-1	DB	B	2P	40	10	NB1-63H 2P B40 10kA DB	179819
	IEC/EN 60898-1	DB	B	2P	50	10	NB1-63H 2P B50 10kA DB	179820
	IEC/EN 60898-1	DB	B	2P	63	10	NB1-63H 2P B63 10kA DB	179822
	IEC/EN 60898-1	DB	B	3P	1	10	NB1-63H 3P B1 10kA DB	179851
	IEC/EN 60898-1	DB	B	3P	2	10	NB1-63H 3P B2 10kA DB	179855
	IEC/EN 60898-1	DB	B	3P	3	10	NB1-63H 3P B3 10kA DB	179858
	IEC/EN 60898-1	DB	B	3P	4	10	NB1-63H 3P B4 10kA DB	179860
	IEC/EN 60898-1	DB	B	3P	6	10	NB1-63H 3P B6 10kA DB	179863
	IEC/EN 60898-1	DB	B	3P	10	10	NB1-63H 3P B10 10kA DB	179852
	IEC/EN 60898-1	DB	B	3P	13	10	NB1-63H 3P B13 10kA DB	179853
	IEC/EN 60898-1	DB	B	3P	16	10	NB1-63H 3P B16 10kA DB	179854
	IEC/EN 60898-1	DB	B	3P	20	10	NB1-63H 3P B20 10kA DB	179856
	IEC/EN 60898-1	DB	B	3P	25	10	NB1-63H 3P B25 10kA DB	179857
	IEC/EN 60898-1	DB	B	3P	32	10	NB1-63H 3P B32 10kA DB	179859
	IEC/EN 60898-1	DB	B	3P	40	10	NB1-63H 3P B40 10kA DB	179861
	IEC/EN 60898-1	DB	B	3P	50	10	NB1-63H 3P B50 10kA DB	179862
	IEC/EN 60898-1	DB	B	3P	63	10	NB1-63H 3P B63 10kA DB	179864

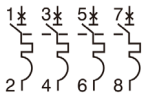


Diagram	Standard	Busbar	Curve	Poles	In(A)	Icu(kA)	Description	Code
	IEC/EN 60898-1	DB	B	4P	1	10	NB1-63H 4P B1 10kA DB	179893
	IEC/EN 60898-1	DB	B	4P	2	10	NB1-63H 4P B2 10kA DB	179897
	IEC/EN 60898-1	DB	B	4P	3	10	NB1-63H 4P B3 10kA DB	179900
	IEC/EN 60898-1	DB	B	4P	4	10	NB1-63H 4P B4 10kA DB	179902
	IEC/EN 60898-1	DB	B	4P	6	10	NB1-63H 4P B6 10kA DB	179905
	IEC/EN 60898-1	DB	B	4P	10	10	NB1-63H 4P B10 10kA DB	179894
	IEC/EN 60898-1	DB	B	4P	13	10	NB1-63H 4P B13 10kA DB	179895
	IEC/EN 60898-1	DB	B	4P	16	10	NB1-63H 4P B16 10kA DB	179896
	IEC/EN 60898-1	DB	B	4P	20	10	NB1-63H 4P B20 10kA DB	179898
	IEC/EN 60898-1	DB	B	4P	25	10	NB1-63H 4P B25 10kA DB	179899
	IEC/EN 60898-1	DB	B	4P	32	10	NB1-63H 4P B32 10kA DB	179901
	IEC/EN 60898-1	DB	B	4P	40	10	NB1-63H 4P B40 10kA DB	179903
	IEC/EN 60898-1	DB	B	4P	50	10	NB1-63H 4P B50 10kA DB	179904
	IEC/EN 60898-1	DB	B	4P	63	10	NB1-63H 4P B63 10kA DB	179906
	IEC/EN 60898-1	DB	C	1P	1	10	NB1-63H 1P C1 10kA DB	179781
	IEC/EN 60898-1	DB	C	1P	2	10	NB1-63H 1P C2 10kA DB	179785
	IEC/EN 60898-1	DB	C	1P	3	10	NB1-63H 1P C3 10kA DB	179788
	IEC/EN 60898-1	DB	C	1P	4	10	NB1-63H 1P C4 10kA DB	179790
	IEC/EN 60898-1	DB	C	1P	5	10	NB1-63H 1P C5 10kA DB	183220
	IEC/EN 60898-1	DB	C	1P	6	10	NB1-63H 1P C6 10kA DB	179793
	IEC/EN 60898-1	DB	C	1P	10	10	NB1-63H 1P C10 10kA DB	179782
	IEC/EN 60898-1	DB	C	1P	13	10	NB1-63H 1P C13 10kA DB	179783
	IEC/EN 60898-1	DB	C	1P	16	10	NB1-63H 1P C16 10kA DB	179784
	IEC/EN 60898-1	DB	C	1P	20	10	NB1-63H 1P C20 10kA DB	179786
	IEC/EN 60898-1	DB	C	1P	25	10	NB1-63H 1P C25 10kA DB	179787
	IEC/EN 60898-1	DB	C	1P	32	10	NB1-63H 1P C32 10kA DB	179789
	IEC/EN 60898-1	DB	C	1P	40	10	NB1-63H 1P C40 10kA DB	179791
	IEC/EN 60898-1	DB	C	1P	50	10	NB1-63H 1P C50 10kA DB	179792
IEC/EN 60898-1	DB	C	1P	63	10	NB1-63H 1P C63 10kA DB	179794	
	IEC/EN 60898-1	DB	C	1P+N	6	10	NB1-63H 1PN C6 10kA DB	181068
	IEC/EN 60898-1	DB	C	1P+N	10	10	NB1-63H 1PN C10 10kA DB	181069
	IEC/EN 60898-1	DB	C	1P+N	13	10	NB1-63H 1PN C13 10kA DB	181070
	IEC/EN 60898-1	DB	C	1P+N	16	10	NB1-63H 1PN C16 10kA DB	181071
	IEC/EN 60898-1	DB	C	1P+N	20	10	NB1-63H 1PN C20 10kA DB	181072
	IEC/EN 60898-1	DB	C	1P+N	25	10	NB1-63H 1PN C25 10kA DB	181073
	IEC/EN 60898-1	DB	C	1P+N	32	10	NB1-63H 1PN C32 10kA DB	181074
	IEC/EN 60898-1	DB	C	1P+N	40	10	NB1-63H 1PN C40 10kA DB	181075
	IEC/EN 60898-1	DB	C	1P+N	50	10	NB1-63H 1PN C50 10kA DB	181076
	IEC/EN 60898-1	DB	C	1P+N	63	10	NB1-63H 1PN C63 10kA DB	181077


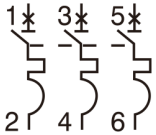
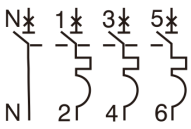
Diagram	Standard	Busbar	Curve	Poles	In(A)	Icu(kA)	Description	Code
	IEC/EN 60898-1	DB	C	2P	1	10	NB1-63H 2P C1 10kA DB	179823
	IEC/EN 60898-1	DB	C	2P	2	10	NB1-63H 2P C2 10kA DB	179827
	IEC/EN 60898-1	DB	C	2P	3	10	NB1-63H 2P C3 10kA DB	179830
	IEC/EN 60898-1	DB	C	2P	4	10	NB1-63H 2P C4 10kA DB	179832
	IEC/EN 60898-1	DB	C	2P	6	10	NB1-63H 2P C6 10kA DB	179835
	IEC/EN 60898-1	DB	C	2P	10	10	NB1-63H 2P C10 10kA DB	179824
	IEC/EN 60898-1	DB	C	2P	13	10	NB1-63H 2P C13 10kA DB	179825
	IEC/EN 60898-1	DB	C	2P	16	10	NB1-63H 2P C16 10kA DB	179826
	IEC/EN 60898-1	DB	C	2P	20	10	NB1-63H 2P C20 10kA DB	179828
	IEC/EN 60898-1	DB	C	2P	25	10	NB1-63H 2P C25 10kA DB	179829
	IEC/EN 60898-1	DB	C	2P	32	10	NB1-63H 2P C32 10kA DB	179831
	IEC/EN 60898-1	DB	C	2P	40	10	NB1-63H 2P C40 10kA DB	179833
	IEC/EN 60898-1	DB	C	2P	50	10	NB1-63H 2P C50 10kA DB	179834
	IEC/EN 60898-1	DB	C	2P	63	10	NB1-63H 2P C63 10kA DB	179836
	IEC/EN 60898-1	DB	C	3P	1	10	NB1-63H 3P C1 10kA DB	179865
	IEC/EN 60898-1	DB	C	3P	2	10	NB1-63H 3P C2 10kA DB	179869
	IEC/EN 60898-1	DB	C	3P	3	10	NB1-63H 3P C3 10kA DB	179872
	IEC/EN 60898-1	DB	C	3P	4	10	NB1-63H 3P C4 10kA DB	179874
	IEC/EN 60898-1	DB	C	3P	6	10	NB1-63H 3P C6 10kA DB	179877
	IEC/EN 60898-1	DB	C	3P	10	10	NB1-63H 3P C10 10kA DB	179866
	IEC/EN 60898-1	DB	C	3P	13	10	NB1-63H 3P C13 10kA DB	179867
	IEC/EN 60898-1	DB	C	3P	16	10	NB1-63H 3P C16 10kA DB	179868
	IEC/EN 60898-1	DB	C	3P	20	10	NB1-63H 3P C20 10kA DB	179870
	IEC/EN 60898-1	DB	C	3P	25	10	NB1-63H 3P C25 10kA DB	179871
	IEC/EN 60898-1	DB	C	3P	32	10	NB1-63H 3P C32 10kA DB	179873
	IEC/EN 60898-1	DB	C	3P	40	10	NB1-63H 3P C40 10kA DB	179875
	IEC/EN 60898-1	DB	C	3P	50	10	NB1-63H 3P C50 10kA DB	179876
	IEC/EN 60898-1	DB	C	3P	63	10	NB1-63H 3P C63 10kA DB	179878
	IEC/EN 60898-1	DB	C	3P+N	6	10	NB1-63H 3PN C6 10kA DB	181884
	IEC/EN 60898-1	DB	C	3P+N	10	10	NB1-63H 3PN C10 10kA DB	181078
	IEC/EN 60898-1	DB	C	3P+N	13	10	NB1-63H 3PN C13 10kA DB	181079
	IEC/EN 60898-1	DB	C	3P+N	16	10	NB1-63H 3PN C16 10kA DB	181080
	IEC/EN 60898-1	DB	C	3P+N	20	10	NB1-63H 3PN C20 10kA DB	181081
	IEC/EN 60898-1	DB	C	3P+N	25	10	NB1-63H 3PN C25 10kA DB	181082
	IEC/EN 60898-1	DB	C	3P+N	32	10	NB1-63H 3PN C32 10kA DB	181083
	IEC/EN 60898-1	DB	C	3P+N	40	10	NB1-63H 3PN C40 10kA DB	181084
	IEC/EN 60898-1	DB	C	3P+N	50	10	NB1-63H 3PN C50 10kA DB	181085
	IEC/EN 60898-1	DB	C	3P+N	63	10	NB1-63H 3PN C63 10kA DB	181086

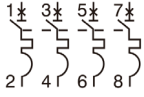


Diagram	Standard	Busbar	Curve	Poles	In(A)	Icu(kA)	Description	Code
	IEC/EN 60898-1	DB	C	4P	1	10	NB1-63H 4P C1 10kA DB	179907
	IEC/EN 60898-1	DB	C	4P	2	10	NB1-63H 4P C2 10kA DB	179911
	IEC/EN 60898-1	DB	C	4P	3	10	NB1-63H 4P C3 10kA DB	179914
	IEC/EN 60898-1	DB	C	4P	4	10	NB1-63H 4P C4 10kA DB	179916
	IEC/EN 60898-1	DB	C	4P	6	10	NB1-63H 4P C6 10kA DB	179919
	IEC/EN 60898-1	DB	C	4P	10	10	NB1-63H 4P C10 10kA DB	179908
	IEC/EN 60898-1	DB	C	4P	13	10	NB1-63H 4P C13 10kA DB	179909
	IEC/EN 60898-1	DB	C	4P	16	10	NB1-63H 4P C16 10kA DB	179910
	IEC/EN 60898-1	DB	C	4P	20	10	NB1-63H 4P C20 10kA DB	179912
	IEC/EN 60898-1	DB	C	4P	25	10	NB1-63H 4P C25 10kA DB	179913
	IEC/EN 60898-1	DB	C	4P	32	10	NB1-63H 4P C32 10kA DB	179915
	IEC/EN 60898-1	DB	C	4P	40	10	NB1-63H 4P C40 10kA DB	179917
	IEC/EN 60898-1	DB	C	4P	50	10	NB1-63H 4P C50 10kA DB	179918
	IEC/EN 60898-1	DB	C	4P	63	10	NB1-63H 4P C63 10kA DB	179920
	IEC/EN 60898-1	DB	D	1P	1	10	NB1-63H 1P D1 10kA DB	179795
	IEC/EN 60898-1	DB	D	1P	2	10	NB1-63H 1P D2 10kA DB	179799
	IEC/EN 60898-1	DB	D	1P	3	10	NB1-63H 1P D3 10kA DB	179802
	IEC/EN 60898-1	DB	D	1P	4	10	NB1-63H 1P D4 10kA DB	179804
	IEC/EN 60898-1	DB	D	1P	6	10	NB1-63H 1P D6 10kA DB	179807
	IEC/EN 60898-1	DB	D	1P	8	10	NB1-63H 1P D8 10kA DB	181106
	IEC/EN 60898-1	DB	D	1P	10	10	NB1-63H 1P D10 10kA DB	179796
	IEC/EN 60898-1	DB	D	1P	13	10	NB1-63H 1P D13 10kA DB	179797
	IEC/EN 60898-1	DB	D	1P	16	10	NB1-63H 1P D16 10kA DB	179798
	IEC/EN 60898-1	DB	D	1P	20	10	NB1-63H 1P D20 10kA DB	179800
	IEC/EN 60898-1	DB	D	1P	25	10	NB1-63H 1P D25 10kA DB	179801
	IEC/EN 60898-1	DB	D	1P	32	10	NB1-63H 1P D32 10kA DB	179803
	IEC/EN 60898-1	DB	D	1P	40	10	NB1-63H 1P D40 10kA DB	179805
	IEC/EN 60898-1	DB	D	1P	50	10	NB1-63H 1P D50 10kA DB	179806
	IEC/EN 60898-1	DB	D	1P	63	10	NB1-63H 1P D63 10kA DB	179808
	IEC/EN 60898-1	DB	D	2P	1	10	NB1-63H 2P D1 10kA DB	179837
	IEC/EN 60898-1	DB	D	2P	2	10	NB1-63H 2P D2 10kA DB	179841
	IEC/EN 60898-1	DB	D	2P	3	10	NB1-63H 2P D3 10kA DB	179844
	IEC/EN 60898-1	DB	D	2P	4	10	NB1-63H 2P D4 10kA DB	179846
	IEC/EN 60898-1	DB	D	2P	6	10	NB1-63H 2P D6 10kA DB	179849
	IEC/EN 60898-1	DB	D	2P	8	10	NB1-63H 2P D8 10kA DB	181107
	IEC/EN 60898-1	DB	D	2P	10	10	NB1-63H 2P D10 10kA DB	179838
	IEC/EN 60898-1	DB	D	2P	13	10	NB1-63H 2P D13 10kA DB	179839
	IEC/EN 60898-1	DB	D	2P	16	10	NB1-63H 2P D16 10kA DB	179840
	IEC/EN 60898-1	DB	D	2P	20	10	NB1-63H 2P D20 10kA DB	179842
	IEC/EN 60898-1	DB	D	2P	10	10	NB1-63H 2P D10 10kA DB	179838
	IEC/EN 60898-1	DB	D	2P	13	10	NB1-63H 2P D13 10kA DB	179839
	IEC/EN 60898-1	DB	D	2P	16	10	NB1-63H 2P D16 10kA DB	179840
	IEC/EN 60898-1	DB	D	2P	20	10	NB1-63H 2P D20 10kA DB	179842
	IEC/EN 60898-1	DB	D	2P	63	10	NB1-63H 2P D63 10kA DB	179850

Diagram	Standard	Busbar	Curve	Poles	In(A)	Icu(kA)	Description	Code
	IEC/EN 60898-1	DB	D	3P	1	10	NB1-63H 3P D1 10kA DB	179879
	IEC/EN 60898-1	DB	D	3P	2	10	NB1-63H 3P D2 10kA DB	179883
	IEC/EN 60898-1	DB	D	3P	3	10	NB1-63H 3P D3 10kA DB	179886
	IEC/EN 60898-1	DB	D	3P	4	10	NB1-63H 3P D4 10kA DB	179888
	IEC/EN 60898-1	DB	D	3P	6	10	NB1-63H 3P D6 10kA DB	179891
	IEC/EN 60898-1	DB	D	3P	10	10	NB1-63H 3P D10 10kA DB	179880
	IEC/EN 60898-1	DB	D	3P	13	10	NB1-63H 3P D13 10kA DB	179881
	IEC/EN 60898-1	DB	D	3P	16	10	NB1-63H 3P D16 10kA DB	179882
	IEC/EN 60898-1	DB	D	3P	20	10	NB1-63H 3P D20 10kA DB	179884
	IEC/EN 60898-1	DB	D	3P	25	10	NB1-63H 3P D25 10kA DB	179885
	IEC/EN 60898-1	DB	D	3P	32	10	NB1-63H 3P D32 10kA DB	179887
	IEC/EN 60898-1	DB	D	3P	40	10	NB1-63H 3P D40 10kA DB	179889
	IEC/EN 60898-1	DB	D	3P	50	10	NB1-63H 3P D50 10kA DB	179890
	IEC/EN 60898-1	DB	D	3P	63	10	NB1-63H 3P D63 10kA DB	179892
	IEC/EN 60898-1	DB	D	4P	1	10	NB1-63H 4P D1 10kA DB	179921
	IEC/EN 60898-1	DB	D	4P	2	10	NB1-63H 4P D2 10kA DB	179925
	IEC/EN 60898-1	DB	D	4P	3	10	NB1-63H 4P D3 10kA DB	179928
	IEC/EN 60898-1	DB	D	4P	4	10	NB1-63H 4P D4 10kA DB	179930
	IEC/EN 60898-1	DB	D	4P	6	10	NB1-63H 4P D6 10kA DB	179933
	IEC/EN 60898-1	DB	D	4P	10	10	NB1-63H 4P D10 10kA DB	179922
	IEC/EN 60898-1	DB	D	4P	13	10	NB1-63H 4P D13 10kA DB	179923
	IEC/EN 60898-1	DB	D	4P	16	10	NB1-63H 4P D16 10kA DB	179924
	IEC/EN 60898-1	DB	D	4P	20	10	NB1-63H 4P D20 10kA DB	179926
	IEC/EN 60898-1	DB	D	4P	25	10	NB1-63H 4P D25 10kA DB	179927
	IEC/EN 60898-1	DB	D	4P	32	10	NB1-63H 4P D32 10kA DB	179929
	IEC/EN 60898-1	DB	D	4P	40	10	NB1-63H 4P D40 10kA DB	179931
	IEC/EN 60898-1	DB	D	4P	50	10	NB1-63H 4P D50 10kA DB	179932
	IEC/EN 60898-1	DB	D	4P	63	10	NB1-63H 4P D63 10kA DB	179934
	IEC/EN 60898-1	DB	OV	2P	25	10	NB1-63H 2P OV25 10kA DB	217305
	IEC/EN 60898-1	DB	OV	2P	32	10	NB1-63H 2P OV32 10kA DB	217306
	IEC/EN 60898-1	DB	OV	2P	40	10	NB1-63H 2P OV40 10kA DB	217307
	IEC/EN 60898-1	DB	OV	2P	50	10	NB1-63H 2P OV50 10kA DB	217308
	IEC/EN 60898-1	DB	OV	2P	63	10	NB1-63H 2P OV63 10kA DB	217309
	IEC/EN 60898-1	DB	OV	3P	25	10	NB1-63H 3P OV25 10kA DB	217310
	IEC/EN 60898-1	DB	OV	3P	32	10	NB1-63H 3P OV32 10kA DB	217311
	IEC/EN 60898-1	DB	OV	3P	40	10	NB1-63H 3P OV40 10kA DB	217312
	IEC/EN 60898-1	DB	OV	3P	50	10	NB1-63H 3P OV50 10kA DB	217313
	IEC/EN 60898-1	DB	OV	3P	63	10	NB1-63H 3P OV63 10kA DB	217314
	IEC/EN 60898-1	DB	OV	4P	25	10	NB1-63H 4P OV25 10kA DB	217315
	IEC/EN 60898-1	DB	OV	4P	32	10	NB1-63H 4P OV32 10kA DB	217316
	IEC/EN 60898-1	DB	OV	4P	40	10	NB1-63H 4P OV40 10kA DB	217317
	IEC/EN 60898-1	DB	OV	4P	50	10	NB1-63H 4P OV50 10kA DB	217318
	IEC/EN 60898-1	DB	OV	4P	63	10	NB1-63H 4P OV63 10kA DB	217319

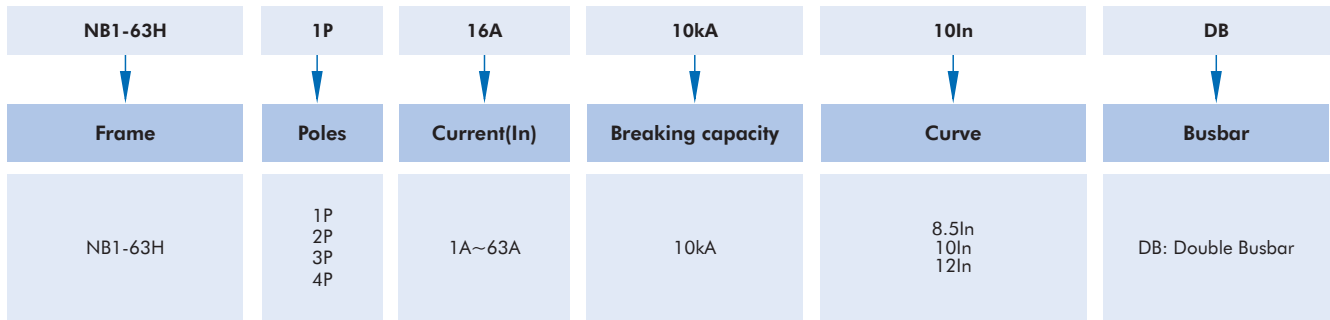



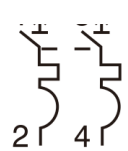
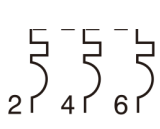
Diagram	Standard	Busbar	Curve	Poles	In(A)	Icu(kA)	Description	Code
	IEC/EN 60947-2	DB	10In	1P	1	10	NB1-63H 1P 1A 10kA 10In DB	181604
	IEC/EN 60947-2	DB	10In	1P	2	10	NB1-63H 1P 2A 10kA 10In DB	181605
	IEC/EN 60947-2	DB	10In	1P	3	10	NB1-63H 1P 3A 10kA 10In DB	181606
	IEC/EN 60947-2	DB	10In	1P	4	10	NB1-63H 1P 4A 10kA 10In DB	181607
	IEC/EN 60947-2	DB	10In	1P	6	10	NB1-63H 1P 6A 10kA 10In DB	181608
	IEC/EN 60947-2	DB	10In	1P	10	10	NB1-63H 1P 10A 10kA 10In DB	181609
	IEC/EN 60947-2	DB	10In	1P	16	10	NB1-63H 1P 16A 10kA 10In DB	181610
	IEC/EN 60947-2	DB	10In	1P	20	10	NB1-63H 1P 20A 10kA 10In DB	181611
	IEC/EN 60947-2	DB	10In	1P	25	10	NB1-63H 1P 25A 10kA 10In DB	181612
	IEC/EN 60947-2	DB	10In	1P	32	10	NB1-63H 1P 32A 10kA 10In DB	181613
	IEC/EN 60947-2	DB	10In	1P	40	10	NB1-63H 1P 40A 10kA 10In DB	181614
	IEC/EN 60947-2	DB	10In	1P	50	10	NB1-63H 1P 50A 10kA 10In DB	181615
IEC/EN 60947-2	DB	10In	1P	63	10	NB1-63H 1P 63A 10kA 10In DB	181616	
	IEC/EN 60947-2	DB	10In	2P	1	10	NB1-63H 2P 1A 10kA 10In DB	181617
	IEC/EN 60947-2	DB	10In	2P	2	10	NB1-63H 2P 2A 10kA 10In DB	181618
	IEC/EN 60947-2	DB	10In	2P	3	10	NB1-63H 2P 3A 10kA 10In DB	181619
	IEC/EN 60947-2	DB	10In	2P	4	10	NB1-63H 2P 4A 10kA 10In DB	181620
	IEC/EN 60947-2	DB	10In	2P	6	10	NB1-63H 2P 6A 10kA 10In DB	181621
	IEC/EN 60947-2	DB	10In	2P	10	10	NB1-63H 2P 10A 10kA 10In DB	181622
	IEC/EN 60947-2	DB	10In	2P	16	10	NB1-63H 2P 16A 10kA 10In DB	181623
	IEC/EN 60947-2	DB	10In	2P	20	10	NB1-63H 2P 20A 10kA 10In DB	181624
	IEC/EN 60947-2	DB	10In	2P	25	10	NB1-63H 2P 25A 10kA 10In DB	181625
	IEC/EN 60947-2	DB	10In	2P	32	10	NB1-63H 2P 32A 10kA 10In DB	181626
	IEC/EN 60947-2	DB	10In	2P	40	10	NB1-63H 2P 40A 10kA 10In DB	181627
	IEC/EN 60947-2	DB	10In	2P	50	10	NB1-63H 2P 50A 10kA 10In DB	181628
IEC/EN 60947-2	DB	10In	2P	63	10	NB1-63H 2P 63A 10kA 10In DB	181629	
	IEC/EN 60947-2	DB	10In	3P	1	10	NB1-63H 3P 1A 10kA 10In DB	181630
	IEC/EN 60947-2	DB	10In	3P	2	10	NB1-63H 3P 2A 10kA 10In DB	181631
	IEC/EN 60947-2	DB	10In	3P	3	10	NB1-63H 3P 3A 10kA 10In DB	181632
	IEC/EN 60947-2	DB	10In	3P	4	10	NB1-63H 3P 4A 10kA 10In DB	181633
	IEC/EN 60947-2	DB	10In	3P	6	10	NB1-63H 3P 6A 10kA 10In DB	181634
	IEC/EN 60947-2	DB	10In	3P	10	10	NB1-63H 3P 10A 10kA 10In DB	181635
	IEC/EN 60947-2	DB	10In	3P	16	10	NB1-63H 3P 16A 10kA 10In DB	181636
	IEC/EN 60947-2	DB	10In	3P	20	10	NB1-63H 3P 20A 10kA 10In DB	181637
	IEC/EN 60947-2	DB	10In	3P	25	10	NB1-63H 3P 25A 10kA 10In DB	181638
	IEC/EN 60947-2	DB	10In	3P	32	10	NB1-63H 3P 32A 10kA 10In DB	181639
	IEC/EN 60947-2	DB	10In	3P	40	10	NB1-63H 3P 40A 10kA 10In DB	181640
	IEC/EN 60947-2	DB	10In	3P	50	10	NB1-63H 3P 50A 10kA 10In DB	181641
	IEC/EN 60947-2	DB	10In	3P	63	10	NB1-63H 3P 63A 10kA 10In DB	181642

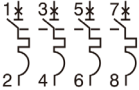


Diagram	Standard	Busbar	Curve	Poles	In(A)	Icu(kA)	Description	Code
	IEC/EN 60947-2	DB	10In	4P	1	10	NB1-63H 4P 1A 10kA 10In DB	303372
	IEC/EN 60947-2	DB	10In	4P	2	10	NB1-63H 4P 2A 10kA 10In DB	303373
	IEC/EN 60947-2	DB	10In	4P	3	10	NB1-63H 4P 3A 10kA 10In DB	303374
	IEC/EN 60947-2	DB	10In	4P	4	10	NB1-63H 4P 4A 10kA 10In DB	303375
	IEC/EN 60947-2	DB	10In	4P	6	10	NB1-63H 4P 6A 10kA 10In DB	303376
	IEC/EN 60947-2	DB	10In	4P	10	10	NB1-63H 4P 10A 10kA 10In DB	303377
	IEC/EN 60947-2	DB	10In	4P	16	10	NB1-63H 4P 16A 10kA 10In DB	303378
	IEC/EN 60947-2	DB	10In	4P	20	10	NB1-63H 4P 20A 10kA 10In DB	303379
	IEC/EN 60947-2	DB	10In	4P	25	10	NB1-63H 4P 25A 10kA 10In DB	303380
	IEC/EN 60947-2	DB	10In	4P	32	10	NB1-63H 4P 32A 10kA 10In DB	303381
	IEC/EN 60947-2	DB	10In	4P	40	10	NB1-63H 4P 40A 10kA 10In DB	303382
	IEC/EN 60947-2	DB	10In	4P	50	10	NB1-63H 4P 50A 10kA 10In DB	303383
	IEC/EN 60947-2	DB	10In	4P	63	10	NB1-63H 4P 63A 10kA 10In DB	303384
		IEC/EN 60947-2	DB	12In	1P	1	10	NB1-63H 1P 1A 10kA 12In DB
IEC/EN 60947-2		DB	12In	1P	2	10	NB1-63H 1P 2A 10kA 12In DB	276304
IEC/EN 60947-2		DB	12In	1P	3	10	NB1-63H 1P 3A 10kA 12In DB	276305
IEC/EN 60947-2		DB	12In	1P	4	10	NB1-63H 1P 4A 10kA 12In DB	276306
IEC/EN 60947-2		DB	12In	1P	6	10	NB1-63H 1P 6A 10kA 12In DB	276307
IEC/EN 60947-2		DB	12In	1P	10	10	NB1-63H 1P 10A 10kA 12In DB	276308
IEC/EN 60947-2		DB	12In	1P	16	10	NB1-63H 1P 16A 10kA 12In DB	276309
IEC/EN 60947-2		DB	12In	1P	20	10	NB1-63H 1P 20A 10kA 12In DB	276310
IEC/EN 60947-2		DB	12In	1P	25	10	NB1-63H 1P 25A 10kA 12In DB	276311
IEC/EN 60947-2		DB	12In	1P	32	10	NB1-63H 1P 32A 10kA 12In DB	183853
IEC/EN 60947-2		DB	12In	1P	40	10	NB1-63H 1P 40A 10kA 12In DB	276313
IEC/EN 60947-2		DB	12In	1P	50	10	NB1-63H 1P 50A 10kA 12In DB	276314
IEC/EN 60947-2		DB	12In	1P	63	10	NB1-63H 1P 63A 10kA 12In DB	276315
		IEC/EN 60947-2	DB	12In	2P	1	10	NB1-63H 2P 1A 10kA 12In DB
	IEC/EN 60947-2	DB	12In	2P	2	10	NB1-63H 2P 2A 10kA 12In DB	276317
	IEC/EN 60947-2	DB	12In	2P	3	10	NB1-63H 2P 3A 10kA 12In DB	276318
	IEC/EN 60947-2	DB	12In	2P	4	10	NB1-63H 2P 4A 10kA 12In DB	276319
	IEC/EN 60947-2	DB	12In	2P	6	10	NB1-63H 2P 6A 10kA 12In DB	276320
	IEC/EN 60947-2	DB	12In	2P	10	10	NB1-63H 2P 10A 10kA 12In DB	276321
	IEC/EN 60947-2	DB	12In	2P	16	10	NB1-63H 2P 16A 10kA 12In DB	276322
	IEC/EN 60947-2	DB	12In	2P	20	10	NB1-63H 2P 20A 10kA 12In DB	276323
	IEC/EN 60947-2	DB	12In	2P	25	10	NB1-63H 2P 25A 10kA 12In DB	276324
	IEC/EN 60947-2	DB	12In	2P	32	10	NB1-63H 2P 32A 10kA 12In DB	276325
	IEC/EN 60947-2	DB	12In	2P	40	10	NB1-63H 2P 40A 10kA 12In DB	276326
	IEC/EN 60947-2	DB	12In	2P	50	10	NB1-63H 2P 50A 10kA 12In DB	276327
	IEC/EN 60947-2	DB	12In	2P	63	10	NB1-63H 2P 63A 10kA 12In DB	276328

Diagram	Standard	Busbar	Curve	Poles	In(A)	Icu(kA)	Description	Code
	IEC/EN 60947-2	DB	12In	3P	1	10	NB1-63H 3P 1A 10kA 12In DB	276329
	IEC/EN 60947-2	DB	12In	3P	2	10	NB1-63H 3P 2A 10kA 12In DB	276330
	IEC/EN 60947-2	DB	12In	3P	3	10	NB1-63H 3P 3A 10kA 12In DB	276331
	IEC/EN 60947-2	DB	12In	3P	4	10	NB1-63H 3P 4A 10kA 12In DB	276332
	IEC/EN 60947-2	DB	12In	3P	6	10	NB1-63H 3P 6A 10kA 12In DB	276333
	IEC/EN 60947-2	DB	12In	3P	10	10	NB1-63H 3P 10A 10kA 12In DB	276334
	IEC/EN 60947-2	DB	12In	3P	16	10	NB1-63H 3P 16A 10kA 12In DB	276335
	IEC/EN 60947-2	DB	12In	3P	20	10	NB1-63H 3P 20A 10kA 12In DB	276336
	IEC/EN 60947-2	DB	12In	3P	25	10	NB1-63H 3P 25A 10kA 12In DB	276337
	IEC/EN 60947-2	DB	12In	3P	32	10	NB1-63H 3P 32A 10kA 12In DB	276338
	IEC/EN 60947-2	DB	12In	3P	40	10	NB1-63H 3P 40A 10kA 12In DB	183854
	IEC/EN 60947-2	DB	12In	3P	50	10	NB1-63H 3P 50A 10kA 12In DB	276340
	IEC/EN 60947-2	DB	12In	3P	63	10	NB1-63H 3P 63A 10kA 12In DB	276341
	IEC/EN 60947-2	DB	12In	4P	1	10	NB1-63H 4P 1A 10kA 12In DB	276342
	IEC/EN 60947-2	DB	12In	4P	2	10	NB1-63H 4P 2A 10kA 12In DB	276343
	IEC/EN 60947-2	DB	12In	4P	3	10	NB1-63H 4P 3A 10kA 12In DB	276344
	IEC/EN 60947-2	DB	12In	4P	4	10	NB1-63H 4P 4A 10kA 12In DB	276345
	IEC/EN 60947-2	DB	12In	4P	6	10	NB1-63H 4P 6A 10kA 12In DB	276346
	IEC/EN 60947-2	DB	12In	4P	10	10	NB1-63H 4P 10A 10kA 12In DB	276347
	IEC/EN 60947-2	DB	12In	4P	16	10	NB1-63H 4P 16A 10kA 12In DB	276348
	IEC/EN 60947-2	DB	12In	4P	20	10	NB1-63H 4P 20A 10kA 12In DB	276349
	IEC/EN 60947-2	DB	12In	4P	25	10	NB1-63H 4P 25A 10kA 12In DB	276350
	IEC/EN 60947-2	DB	12In	4P	32	10	NB1-63H 4P 32A 10kA 12In DB	276351
	IEC/EN 60947-2	DB	12In	4P	40	10	NB1-63H 4P 40A 10kA 12In DB	276352
	IEC/EN 60947-2	DB	12In	4P	50	10	NB1-63H 4P 50A 10kA 12In DB	276353
	IEC/EN 60947-2	DB	12In	4P	63	10	NB1-63H 4P 63A 10kA 12In DB	276354
	IEC/EN 60947-2	DB	8.5In	1P	2	10	NB1-63H 1P 2A 10kA 8.5In DB	457856
	IEC/EN 60947-2	DB	8.5In	1P	4	10	NB1-63H 1P 4A 10kA 8.5In DB	457860
	IEC/EN 60947-2	DB	8.5In	1P	6	10	NB1-63H 1P 6A 10kA 8.5In DB	457853
	IEC/EN 60947-2	DB	8.5In	1P	10	10	NB1-63H 1P 10A 10kA 8.5In DB	457858
	IEC/EN 60947-2	DB	8.5In	1P	16	10	NB1-63H 1P 16A 10kA 8.5In DB	457855
	IEC/EN 60947-2	DB	8.5In	1P	32	10	NB1-63H 1P 32A 10kA 8.5In DB	457857
	IEC/EN 60947-2	DB	8.5In	1P	40	10	NB1-63H 1P 40A 10kA 8.5In DB	457862
	IEC/EN 60947-2	DB	8.5In	3P	4	10	NB1-63H 3P 4A 10kA 8.5In DB	457861
	IEC/EN 60947-2	DB	8.5In	3P	16	10	NB1-63H 3P 16A 10kA 8.5In DB	457854
	IEC/EN 60947-2	DB	8.5In	3P	32	10	NB1-63H 3P 32A 10kA 8.5In DB	457859

NB1-63H	1P	B	1	5kA	UL	DB
↓	↓	↓	↓	↓	↓	↓
Frame	Poles	Curve	Current(In)	Breaking capacity	Standard	Busbar
NB1-63H	1P 2P 3P 4P	B C D	1A~63A	5kA	UL: UL1077	DB: Double Busbar

Diagram	Standard	Busbar	Curve	Poles	In(A)	Icu(kA)	Description	Code
	UL1077	DB	B	1P	1	5	NB1-63H 1P B1 5kA UL DB	390940
	UL1077	DB	B	1P	2	5	NB1-63H 1P B2 5kA UL DB	390943
	UL1077	DB	B	1P	3	5	NB1-63H 1P B3 5kA UL DB	390946
	UL1077	DB	B	1P	4	5	NB1-63H 1P B4 5kA UL DB	390948
	UL1077	DB	B	1P	6	5	NB1-63H 1P B6 5kA UL DB	390951
	UL1077	DB	B	1P	10	5	NB1-63H 1P B10 5kA UL DB	390941
	UL1077	DB	B	1P	16	5	NB1-63H 1P B16 5kA UL DB	390942
	UL1077	DB	B	1P	20	5	NB1-63H 1P B20 5kA UL DB	390944
	UL1077	DB	B	1P	25	5	NB1-63H 1P B25 5kA UL DB	390945
	UL1077	DB	B	1P	32	5	NB1-63H 1P B32 5kA UL DB	390947
	UL1077	DB	B	1P	40	5	NB1-63H 1P B40 5kA UL DB	390949
	UL1077	DB	B	1P	50	5	NB1-63H 1P B50 5kA UL DB	390950
	UL1077	DB	B	1P	63	5	NB1-63H 1P B63 5kA UL DB	390952
	UL1077	DB	B	2P	1	5	NB1-63H 2P B1 5kA UL DB	390979
	UL1077	DB	B	2P	2	5	NB1-63H 2P B2 5kA UL DB	390982
	UL1077	DB	B	2P	3	5	NB1-63H 2P B3 5kA UL DB	390985
	UL1077	DB	B	2P	4	5	NB1-63H 2P B4 5kA UL DB	390987
	UL1077	DB	B	2P	6	5	NB1-63H 2P B6 5kA UL DB	390990
	UL1077	DB	B	2P	10	5	NB1-63H 2P B10 5kA UL DB	390980
	UL1077	DB	B	2P	16	5	NB1-63H 2P B16 5kA UL DB	390981
	UL1077	DB	B	2P	20	5	NB1-63H 2P B20 5kA UL DB	390983
	UL1077	DB	B	2P	25	5	NB1-63H 2P B25 5kA UL DB	390984
	UL1077	DB	B	2P	32	5	NB1-63H 2P B32 5kA UL DB	390986
	UL1077	DB	B	2P	40	5	NB1-63H 2P B40 5kA UL DB	390988
	UL1077	DB	B	2P	50	5	NB1-63H 2P B50 5kA UL DB	390989
	UL1077	DB	B	2P	63	5	NB1-63H 2P B63 5kA UL DB	390991
	UL1077	DB	B	3P	1	5	NB1-63H 3P B1 5kA UL DB	391035
	UL1077	DB	B	3P	2	5	NB1-63H 3P B2 5kA UL DB	391038
	UL1077	DB	B	3P	3	5	NB1-63H 3P B3 5kA UL DB	391041
	UL1077	DB	B	3P	4	5	NB1-63H 3P B4 5kA UL DB	391043
	UL1077	DB	B	3P	6	5	NB1-63H 3P B6 5kA UL DB	391046
	UL1077	DB	B	3P	10	5	NB1-63H 3P B10 5kA UL DB	391036
	UL1077	DB	B	3P	16	5	NB1-63H 3P B16 5kA UL DB	391037
	UL1077	DB	B	3P	20	5	NB1-63H 3P B20 5kA UL DB	391039
	UL1077	DB	B	3P	25	5	NB1-63H 3P B25 5kA UL DB	391040
	UL1077	DB	B	3P	32	5	NB1-63H 3P B32 5kA UL DB	391042
	UL1077	DB	B	3P	40	5	NB1-63H 3P B40 5kA UL DB	391044
	UL1077	DB	B	3P	50	5	NB1-63H 3P B50 5kA UL DB	391045
	UL1077	DB	B	3P	63	5	NB1-63H 3P B63 5kA UL DB	391047




Diagram	Standard	Busbar	Curve	Poles	In(A)	Icu(kA)	Description	Code
	UL1077	DB	B	4P	1	5	NB1-63H 4P B1 5kA UL DB	391074
	UL1077	DB	B	4P	2	5	NB1-63H 4P B2 5kA UL DB	391077
	UL1077	DB	B	4P	3	5	NB1-63H 4P B3 5kA UL DB	391080
	UL1077	DB	B	4P	4	5	NB1-63H 4P B4 5kA UL DB	391082
	UL1077	DB	B	4P	6	5	NB1-63H 4P B6 5kA UL DB	391085
	UL1077	DB	B	4P	10	5	NB1-63H 4P B10 5kA UL DB	391075
	UL1077	DB	B	4P	16	5	NB1-63H 4P B16 5kA UL DB	391076
	UL1077	DB	B	4P	20	5	NB1-63H 4P B20 5kA UL DB	391078
	UL1077	DB	B	4P	25	5	NB1-63H 4P B25 5kA UL DB	391079
	UL1077	DB	B	4P	32	5	NB1-63H 4P B32 5kA UL DB	391081
	UL1077	DB	B	4P	40	5	NB1-63H 4P B40 5kA UL DB	391083
	UL1077	DB	B	4P	50	5	NB1-63H 4P B50 5kA UL DB	391084
	UL1077	DB	B	4P	63	5	NB1-63H 4P B63 5kA UL DB	391086
	UL1077	DB	C	1P	1	5	NB1-63H 1P C1 5kA UL DB	390953
	UL1077	DB	C	1P	2	5	NB1-63H 1P C2 5kA UL DB	390956
	UL1077	DB	C	1P	3	5	NB1-63H 1P C3 5kA UL DB	390959
	UL1077	DB	C	1P	4	5	NB1-63H 1P C4 5kA UL DB	390961
	UL1077	DB	C	1P	6	5	NB1-63H 1P C6 5kA UL DB	390964
	UL1077	DB	C	1P	10	5	NB1-63H 1P C10 5kA UL DB	390954
	UL1077	DB	C	1P	16	5	NB1-63H 1P C16 5kA UL DB	390955
	UL1077	DB	C	1P	20	5	NB1-63H 1P C20 5kA UL DB	390957
	UL1077	DB	C	1P	25	5	NB1-63H 1P C25 5kA UL DB	390958
	UL1077	DB	C	1P	32	5	NB1-63H 1P C32 5kA UL DB	390960
	UL1077	DB	C	1P	40	5	NB1-63H 1P C40 5kA UL DB	390962
	UL1077	DB	C	1P	50	5	NB1-63H 1P C50 5kA UL DB	390963
	UL1077	DB	C	1P	63	5	NB1-63H 1P C63 5kA UL DB	390965
	UL1077	DB	C	2P	1	5	NB1-63H 2P C1 5kA UL DB	390992
	UL1077	DB	C	2P	2	5	NB1-63H 2P C2 5kA UL DB	390995
	UL1077	DB	C	2P	3	5	NB1-63H 2P C3 5kA UL DB	390998
	UL1077	DB	C	2P	4	5	NB1-63H 2P C4 5kA UL DB	391017
	UL1077	DB	C	2P	6	5	NB1-63H 2P C6 5kA UL DB	391020
	UL1077	DB	C	2P	10	5	NB1-63H 2P C10 5kA UL DB	390993
	UL1077	DB	C	2P	16	5	NB1-63H 2P C16 5kA UL DB	390994
	UL1077	DB	C	2P	20	5	NB1-63H 2P C20 5kA UL DB	390996
	UL1077	DB	C	2P	25	5	NB1-63H 2P C25 5kA UL DB	390997
	UL1077	DB	C	2P	32	5	NB1-63H 2P C32 5kA UL DB	390999
	UL1077	DB	C	2P	40	5	NB1-63H 2P C40 5kA UL DB	391018
	UL1077	DB	C	2P	50	5	NB1-63H 2P C50 5kA UL DB	391019
	UL1077	DB	C	2P	63	5	NB1-63H 2P C63 5kA UL DB	391021

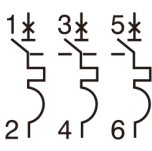
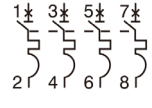




Diagram	Standard	Busbar	Curve	Poles	In(A)	Icu(kA)	Description	Code
	UL1077	DB	C	3P	1	5	NB1-63H 3P C1 5kA UL DB	391048
	UL1077	DB	C	3P	2	5	NB1-63H 3P C2 5kA UL DB	391051
	UL1077	DB	C	3P	3	5	NB1-63H 3P C3 5kA UL DB	391054
	UL1077	DB	C	3P	4	5	NB1-63H 3P C4 5kA UL DB	391056
	UL1077	DB	C	3P	6	5	NB1-63H 3P C6 5kA UL DB	391059
	UL1077	DB	C	3P	10	5	NB1-63H 3P C10 5kA UL DB	391049
	UL1077	DB	C	3P	16	5	NB1-63H 3P C16 5kA UL DB	391050
	UL1077	DB	C	3P	20	5	NB1-63H 3P C20 5kA UL DB	391052
	UL1077	DB	C	3P	25	5	NB1-63H 3P C25 5kA UL DB	391053
	UL1077	DB	C	3P	32	5	NB1-63H 3P C32 5kA UL DB	391055
	UL1077	DB	C	3P	40	5	NB1-63H 3P C40 5kA UL DB	391057
	UL1077	DB	C	3P	50	5	NB1-63H 3P C50 5kA UL DB	391058
	UL1077	DB	C	3P	63	5	NB1-63H 3P C63 5kA UL DB	391060
	UL1077	DB	C	4P	1	5	NB1-63H 4P C1 5kA UL DB	391087
	UL1077	DB	C	4P	2	5	NB1-63H 4P C2 5kA UL DB	391090
	UL1077	DB	C	4P	3	5	NB1-63H 4P C3 5kA UL DB	391092
	UL1077	DB	C	4P	4	5	NB1-63H 4P C4 5kA UL DB	391094
	UL1077	DB	C	4P	6	5	NB1-63H 4P C6 5kA UL DB	391097
	UL1077	DB	C	4P	10	5	NB1-63H 4P C10 5kA UL DB	391088
	UL1077	DB	C	4P	16	5	NB1-63H 4P C16 5kA UL DB	391089
	UL1077	DB	C	4P	25	5	NB1-63H 4P C25 5kA UL DB	391091
	UL1077	DB	C	4P	32	5	NB1-63H 4P C32 5kA UL DB	391093
	UL1077	DB	C	4P	40	5	NB1-63H 4P C40 5kA UL DB	391095
	UL1077	DB	C	4P	50	5	NB1-63H 4P C50 5kA UL DB	391096
	UL1077	DB	C	4P	63	5	NB1-63H 4P C63 5kA UL DB	391098
		UL1077	DB	D	1P	1	5	NB1-63H 1P D1 5kA UL DB
UL1077		DB	D	1P	2	5	NB1-63H 1P D2 5kA UL DB	390969
UL1077		DB	D	1P	3	5	NB1-63H 1P D3 5kA UL DB	390972
UL1077		DB	D	1P	4	5	NB1-63H 1P D4 5kA UL DB	390974
UL1077		DB	D	1P	6	5	NB1-63H 1P D6 5kA UL DB	390977
UL1077		DB	D	1P	10	5	NB1-63H 1P D10 5kA UL DB	390967
UL1077		DB	D	1P	16	5	NB1-63H 1P D16 5kA UL DB	390968
UL1077		DB	D	1P	20	5	NB1-63H 1P D20 5kA UL DB	390970
UL1077		DB	D	1P	25	5	NB1-63H 1P D25 5kA UL DB	390971
UL1077		DB	D	1P	32	5	NB1-63H 1P D32 5kA UL DB	390973
UL1077		DB	D	1P	40	5	NB1-63H 1P D40 5kA UL DB	390975
UL1077		DB	D	1P	50	5	NB1-63H 1P D50 5kA UL DB	390976
UL1077		DB	D	1P	63	5	NB1-63H 1P D63 5kA UL DB	390978

Diagram	Standard	Busbar	Curve	Poles	In(A)	Icu(kA)	Description	Code
	UL1077	DB	D	2P	1	5	NB1-63H 2P D1 5kA UL DB	391022
	UL1077	DB	D	2P	2	5	NB1-63H 2P D2 5kA UL DB	391025
	UL1077	DB	D	2P	3	5	NB1-63H 2P D3 5kA UL DB	391028
	UL1077	DB	D	2P	4	5	NB1-63H 2P D4 5kA UL DB	391030
	UL1077	DB	D	2P	6	5	NB1-63H 2P D6 5kA UL DB	391033
	UL1077	DB	D	2P	10	5	NB1-63H 2P D10 5kA UL DB	391023
	UL1077	DB	D	2P	16	5	NB1-63H 2P D16 5kA UL DB	391024
	UL1077	DB	D	2P	20	5	NB1-63H 2P D20 5kA UL DB	391026
	UL1077	DB	D	2P	25	5	NB1-63H 2P D25 5kA UL DB	391027
	UL1077	DB	D	2P	32	5	NB1-63H 2P D32 5kA UL DB	391029
	UL1077	DB	D	2P	40	5	NB1-63H 2P D40 5kA UL DB	391031
	UL1077	DB	D	2P	50	5	NB1-63H 2P D50 5kA UL DB	391032
	UL1077	DB	D	2P	63	5	NB1-63H 2P D63 5kA UL DB	391034
	UL1077	DB	D	3P	1	5	NB1-63H 3P D1 5kA UL DB	391061
	UL1077	DB	D	3P	2	5	NB1-63H 3P D2 5kA UL DB	391064
	UL1077	DB	D	3P	3	5	NB1-63H 3P D3 5kA UL DB	391067
	UL1077	DB	D	3P	4	5	NB1-63H 3P D4 5kA UL DB	391069
	UL1077	DB	D	3P	6	5	NB1-63H 3P D6 5kA UL DB	391072
	UL1077	DB	D	3P	10	5	NB1-63H 3P D10 5kA UL DB	391062
	UL1077	DB	D	3P	16	5	NB1-63H 3P D16 5kA UL DB	391063
	UL1077	DB	D	3P	20	5	NB1-63H 3P D20 5kA UL DB	391065
	UL1077	DB	D	3P	25	5	NB1-63H 3P D25 5kA UL DB	391066
	UL1077	DB	D	3P	32	5	NB1-63H 3P D32 5kA UL DB	391068
	UL1077	DB	D	3P	40	5	NB1-63H 3P D40 5kA UL DB	391070
	UL1077	DB	D	3P	50	5	NB1-63H 3P D50 5kA UL DB	391071
	UL1077	DB	D	3P	63	5	NB1-63H 3P D63 5kA UL DB	391073
	UL1077	DB	D	4P	1	5	NB1-63H 4P D1 5kA UL DB	391099
	UL1077	DB	D	4P	2	5	NB1-63H 4P D2 5kA UL DB	391102
	UL1077	DB	D	4P	3	5	NB1-63H 4P D3 5kA UL DB	391105
	UL1077	DB	D	4P	4	5	NB1-63H 4P D4 5kA UL DB	391107
	UL1077	DB	D	4P	6	5	NB1-63H 4P D6 5kA UL DB	391110
	UL1077	DB	D	4P	10	5	NB1-63H 4P D10 5kA UL DB	391100
	UL1077	DB	D	4P	16	5	NB1-63H 4P D16 5kA UL DB	391101
	UL1077	DB	D	4P	20	5	NB1-63H 4P D20 5kA UL DB	391103
	UL1077	DB	D	4P	25	5	NB1-63H 4P D25 5kA UL DB	391104
	UL1077	DB	D	4P	32	5	NB1-63H 4P D32 5kA UL DB	391106
	UL1077	DB	D	4P	40	5	NB1-63H 4P D40 5kA UL DB	391108
	UL1077	DB	D	4P	50	5	NB1-63H 4P D50 5kA UL DB	391109
	UL1077	DB	D	4P	63	5	NB1-63H 4P D63 5kA UL DB	391111