

NZK1  
Change-over Switch

---

# User Instruction

---

## Safety Warning

---

- ① This product is strictly prohibited from being installed in an environment where there are flammable or explosive gases or moisture or condensation. It is strictly prohibited to operate the product with wet hands.
- ② It is strictly prohibited to touch the conductive parts of the product when it is in operation.
- ③ Be sure to de-energize the line when installing and repairing the product.
- ④ The product must be wired and installed by qualified personnel and be checked regularly.
- ⑤ It is strictly prohibited for children to play with the product or packaging materials.
- ⑥ Prevent foreign objects from falling into the products.
- ⑦ Do not install the product in places where gaseous media can corrode metals and damage insulation.
- ⑧ When the product is installed and used, the wiring screws should be tightened, the wires should not be easy to loosen or pull out and should be selected in strict accordance with the requirements, and the power supply and load should comply with the requirements.
- ⑨ The product cannot protect people from electric shock, or protect against power imbalances.

## 1 Purpose of Use

The NZK1 change-over switch are suitable for power distribution circuits and control circuits with a frequency of 50Hz/60Hz, a rated voltage of 250V and a rated current of 32A, and are used for line-to-line transfers to carry the current under normal circuit conditions and to switch on and off the rated current under normal conditions. They can be assembled with other modular terminal appliances in the terminal box and used in industrial and mining enterprises, high-rise buildings, commercial and household places.

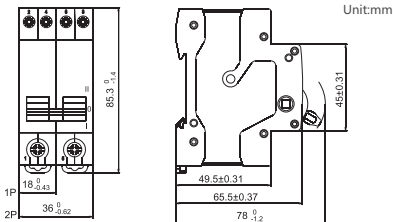
## 2 Key Technical Parameters

Table 1 Key Technical Parameters

No.	Technical Parameter	Parameter value
1	Rated voltage	AC: 250V
2	Rated current	32A

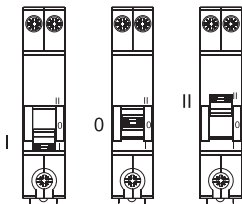
## 3 Installation

### 1. Outline and installation dimensions



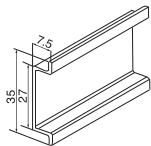
## 2. Status indication

---

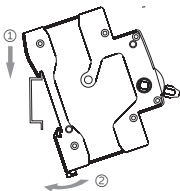


## 3. Installation

---

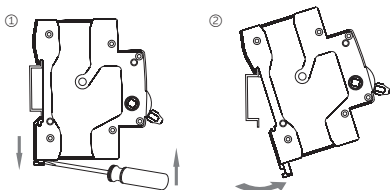


TH35-7.5 type mounting rail



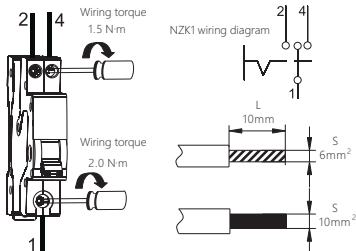
## 4. Disassembly

---



## 5. Wiring: copper wires only

---



## 4 Maintenance

Table 2 Fault Analysis and Troubleshooting

Symptoms	Cause analysis	Troubleshooting method
The handle cannot close the circuit breaker	Short circuit at the load	Troubleshoot
	The operating mechanism fails	Change the product
	The rated current of the circuit breaker does not match the load current	Change the product specifications
Too high temperature	The wiring screws do not compress the wires tightly, or are loose.	Tighten the wiring screws
	The cross-sectional area of the selected wire is too small	Change the wire specifications
No power	Too short wire stripping	Re-strip
	The wiring screws do not compress the wires tightly, or are loose.	Tighten the wiring screws

## 5 Environmental Protection

In order to protect the environment, when this product or its components are scrapped, please dispose of them as industrial waste, or hand them over to the recycling station for classified disassembly, recycling and reuse according to the relevant local regulations.

---

**CHINT**

**QC PASS**

NZK1

Change-over Switch  
IEC/EN 60669-1

Check 51

---

Test date: Please see The packing

---

**ZHEJIANG CHINT ELECTRICS CO.,LTD.**

# CHINT

CHINT ELECTRICS

NZK1

Change-over Switch

User Instruction

## Zhejiang Chint Electrics Co., Ltd.

Add: No.1, CHINT Road, CHINT Industrial Zone, North Baixiang,  
Yueqing, Zhejiang 325603, P.R.China

E-mail: [global-sales@chint.com](mailto:global-sales@chint.com)

Website: <http://en.chint.com>

