

MMJ

Structure and electrical, physical, SFS 2091:2011
mechanical requirements:

Low Voltage Directive: 2014/35/EU


RoHS Directive: 2011/65/EU

REACTION TO FIRE



CPR COMPLIANT
REGULATION 305/2011/EU

Standard:	EN 50575:2014+A1:2016
Class:	E _{ca}
Classification:	EN 13501-6
Flame propagation:	EN 60332-1-2
Notified Body:	0051 - IMQ
CE	2017



Description

- Conductor:
 - class 1, solid, plain copper
(cross-section $1,5 \div 2,5$)
 - class 2, stranded wire, plain copper
(cross-section $4 \div 25$)
- Insulation: PVC
- Filler: thermoplastic
- Sheath: PVC
- Colour: white


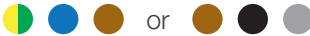
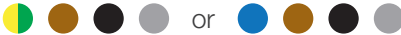
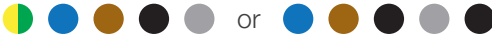
Functional characteristics

- Rated voltage U_0/U : 300/500 V - 450/750 V
- Max. operating temperature: 70°C
- Min. operating temperature: -30°C
(without mechanical shocks)
- Max. short circuit temperature: 160°C

Special features

Resistance to UV rays.
(ISO 4892-2:2013 / IEC 60811-501:2012 / 720h)

Colours of the cores

TWO-CORE 
THREE-CORE 
FOUR-CORE 
FIVE-CORE 

Marking

LA TRIVENETA CAVI MMJ [form.] mm² N/S 300/500 V SFS 2091 (FI logo) [year] CE [metric]
LA TRIVENETA CAVI MMJ [form.] mm² N/S 450/750 V SFS 2091 (FI logo) [year] CE [metric]

Installation conditions

- Minimum installation temperature: -15°C
- Recommended minimum bending radius: 6 times the cable diameter
- Recommended maximum tensile stress: 50 N/mm² of the cross-section of the copper

Use and installation method

Suitable for energy supply in industry, workshops, residential building, and in agricultural applications. For fixed installations inside and outside. It must not be laid underground even if protected.

Reference Construction Products Regulation 305/2011 EU and Standard EN 50575:

The cable is suitable for the supply of electricity in buildings and other civil engineering works.

MMJ U_0/U : 300/500V

Formation	Approx. conductor \varnothing	Average insulation thickness	Average sheath thickness	Approx. external \varnothing	Approx. cable weight	Max. electrical resistance at 20°C
n° x mm	mm	mm	mm	mm	kg/km	Ω /km
2 x 2,5	1,8	0,8	1,2	9,2	135	7,41
3 x 1,5	1,4	0,7	1,2	8,5	115	12,1
3 x 2,5	1,8	0,8	1,2	9,7	160	7,41
4 x 1,5	1,4	0,7	1,2	9,2	140	12,1
4 x 2,5	1,8	0,8	1,2	10,6	195	7,41
5 x 1,5	1,4	0,7	1,2	10,0	165	12,1
5 x 2,5	1,8	0,8	1,2	11,5	230	7,41

MMJ Uo/U: 450/750V

Formation	Approx. conductor Ø	Average insulation thickness	Average sheath thickness	Approx. external Ø	Approx. cable weight	Max. electrical resistance at 20°C
n° x mm	mm	mm	mm	mm	kg/km	Ω/km
2 x 6	3,1	0,8	1,5	12,4	275	3,08
2 x 10	3,9	1,0	1,5	14,8	420	1,83
2 x 16	5,0	1,0	1,6	16,8	590	1,15
2 x 25	6,2	1,2	1,6	19,8	880	0,727
3 x 6	3,1	0,8	1,5	13,1	340	3,08
3 x 10	3,9	1,0	1,5	15,7	520	1,83
3 x 16	5,0	1,0	1,6	17,6	735	1,15
3 x 25	6,2	1,2	1,7	21,3	1120	0,727
4 x 6	3,1	0,8	1,5	14,4	435	3,08
4 x 10	3,9	1,0	1,6	17,5	650	1,83
4 x 16	5,0	1,0	1,7	19,6	920	1,15
4 x 25	6,2	1,2	1,7	23,5	1415	0,727
5 x 6	3,1	0,8	1,5	15,7	500	3,08
5 x 10	3,9	1,0	1,7	19,3	795	1,83
5 x 16	5,0	1,0	1,7	21,5	1120	1,15
5 x 25	6,2	1,2	1,8	26,0	1730	0,727
3 x 4 *	2,5	0,8	1,5	12,0	255	4,61
4 x 4 *	2,5	0,8	1,5	13,0	310	4,61
5 x 4 *	2,5	0,8	1,5	14,2	375	4,61

* not included in SFS 2091:2011