
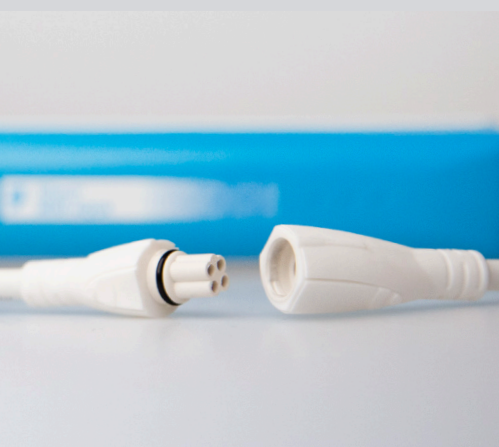


THE NEW SILENT⁺ MINI AQUA

SMALL, QUIET & EVER SO MIGHTY

A versatile, silent mini pump that is perfect for smaller commercial and domestic applications, where silence is needed. Quietly Brilliant.



Slim profile

Sleek and slender form offering unparalleled installation flexibility. It fits neatly into trunking and inside mini split units.

Ultra quiet – as low as 16dB(A)*

Variable speed, on demand power, unique sophisticated pump control algorithm = silence. No need for acoustic dampers, or anti-vibration mounting kits.

Proven 5th Gen Technology

Capacitance Sensing & Rotary Diaphragm = Silence & Power – up to 35L/h flow rate!

Low maintenance

Adaptive flow rates and on demand power means less stress on components.

Plug & Play**

Perfect for rapid replacement of the pump.

Backed with a 3 year guarantee

Aspen Pumps Silent⁺ Mini Pumps

All as low as 16 dB(A). We offer the quietest range of mini pumps in the world, for all applications.

UNIVOLT

* Assuming solid wall construction with a 2kW unit

** New pumps are not backwards compatible with previous / current models.



Silent+ Mini Aqua®



CONDENSATE REMOVAL PUMP

The Silent+ Mini Aqua keeps its sleek and slender form offering unparalleled installation flexibility. It fits neatly into trunking and inside mini split units. Packed with our proven 5th Gen Technology, it's unbeatable silence – a barely audible 16dB(A)*, combined with intelligent, adaptive flow rates – further extends pump life, maximises reliability and improves energy efficiency. Quietly brilliant.



35L/h max. flow



10m max. rec. head



As low as 16dB(A)*



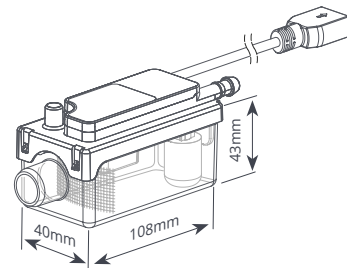
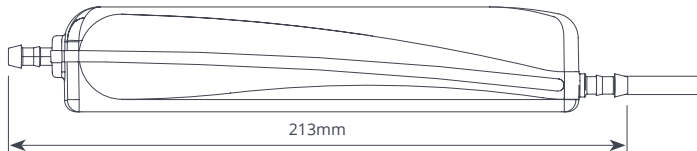
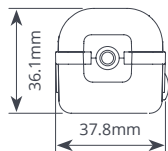
0.408 kg

Key Features

- Slim profile
- Proven 5th Gen Technology: Capacitance Sensing & Rotary Diaphragm = Silence & Power
- Low maintenance
- Plug and play**
- 3 year warranty

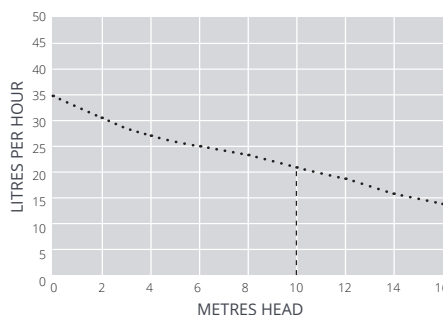
Suitability

- Up to 40kW / 136,000Btu/h
- Ducted units; floor standing & chassis units; high wall mini split systems
- **Perfect for...** smaller commercial and domestic applications, where silence is needed



SPECIFICATIONS

Max. flow	35L/h @ 0m head
Max. rec. head	10m
Max. suction lift	1.5m
Min. dB(A) @ 1m	16dB(A)*
Power supply	100-250VAC, 0.18A, 2.4W, 50/60 Hz
Rated	Continuous
Class	II
Max. unit output	40kW (136,000Btu/h)
Max. ambient temp	40°C (104°F)
IP Protection	IP24
Inlet o/d	Ø16mm (5/8")
Outlet o/d	Ø6mm (1/4")
Safety switch	5.0 A Normally closed
Self priming	✓



OPTIONS

Silent+ Mini Aqua (5th Gen, Europe) FP3420

IN THE BOX

Silent+ Mini Aqua 5th Gen pump • Reservoir (inc. filter and lid) • 1.5m plug and play cable**
 • 1.5m clear PVC tube • 150mm clear vent hose
 • 220mm blue inlet hose • Drain connector kit: straight connector and rubber elbow
 • Quick start guide

SUGGESTED XTRA ACCESSORIES

Description	Part No.
Hose Clamp 10.1 dia. (x10)	B3340
S+ Mini Pump spare filters (x10)	FP3330
Barbed anti-siphon device	FP3336/1
Reservoir copper mesh filter (x10)	FP3460



Visit aspenpumps.com for more installation accessories.

* Assuming solid wall construction with a 2kW unit

** Not backwards compatible

Download full manual at aspenpumps.com

Information correct at time of going to press. Not all products are available in all regions.

aspenpumps.com | +44 (0)1323 848842 | sales@aspenpumps.com

part of **ASPEN PUMPS GROUP** **EN**