

VK 200 – 900



Special characteristics

- Made of non-corrosive, weather proof, long life and ultra-violet stable polymers, colour light grey (VK 160 in white).
- Resists most harmful atmospheres.
- External building cladding stays clean longer as air flow channelled straight through the shutter.
- Easy and quick installation.
- Flat design.
- Attractive appearance.

Automatic

- Air stream operated louvres in a compact flat design to cover exhaust air openings in walls.
- Automatic operation; opens and closes when the fan is switched on and off.
 - Fixed to wall by means of four concealed holes in corners.
 - Supplied in individual boxes including mounting materials.
 - Maximum air flow velocity = 8 m/s.
 - Sizes 630 and 710 have an additional centre mullion to increase overall stability and sizes 800 and 900 have two mullions resulting in several louvre panels.

RVK



Manually adjustable

- To cover intake and exhaust air openings in external walls. Compact flat design. Suitable for reversible axial fans (intake and extract) as air flow in either direction is possible.
- Rattle-free and tight insulated, as the louvres are closed by spring force via mullions.
 - Manual operation by means of pull cord via guide roller.
 - Supplied with pull cord protection, guide roller, fixing hook and mounting materials.
 - Frames, louvres with axis and adjusting parts made of UV resistant, impact resistant polymer in light grey.
 - Up to nominal size 500 the louvre has one centre mullion. For larger sizes (see "custom sizes") the models have an additional centre mullion to increase overall stability and result in several louvre panels. Each part has a separate pull cord.

EVK 200–710

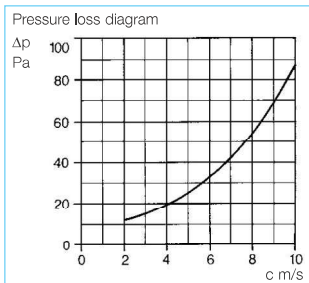


Electrically adjustable

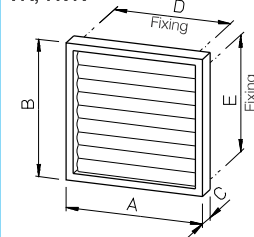
- External shutters to cover intake and exhaust air openings.
- Automatic operation linked with fan controller. It can be wired so that the fan start is delayed until the shutter is fully opened.
 - Control of fan and shutter via remote switch to be installed on site. The limit switch in servo motor connects the fan circuit when the shutter is fully opened. Max. current 1 A (ind.). With higher currents or 3 phase fans an auxiliary relay is required (contactor, Ref. no. 99611).
 - If the fan is operated by a speed controller the shutter must be controlled via a relay installed on site.
 - Ready for installation with a lead (5 x 1,5 mm², approx. 1,5 m long). Connection according to wiring diagram no. 39 and 73.
 - Water proof motor housing, protected to IP 55, made of polymer; includes maintenance free gear box motor 230 V~, 50 Hz.
 - Made of light grey polymer, rattle free operation and tight closing.

Pressure loss

When selecting a fan the pressure drop of all components of the system like ducting and shutters must be considered. The diagram shows the resistance subject to air velocity.

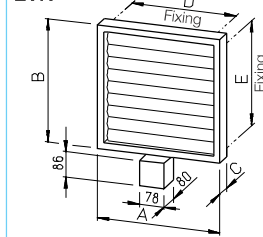


VK, RVK



Dim. in mm – see table

EVK



Dim. in mm – see table

Model ranges

Automatic Type	Ref. no.	Manually adjustable Type	Ref. no.	Electric control Type	Ref. no.	Fits fan nominal size mm	Dimensions				
							A mm	B mm	C mm	D mm	E mm
VK 160 ¹⁾	0892	—	—	1)	1)	150/160	190	190	25	131	131
VK 200	0758	RVK 200	0766	EVK 200	0774	180/200	240	240	28	193	167
VK 250	0759	RVK 250	0767	EVK 250	0775	225/250	290	290	28	243	217
VK 315	0760	RVK 315	0768	EVK 315	0776	280/315	340	340	28	293	267
VK 355	0761	RVK 355	0769	EVK 355	0777	355	390	390	28	343	317
VK 400	0762	RVK 400	0770	EVK 400	0778	400	440	440	28	393	367
VK 450	0763	RVK 450	0771	EVK 450	0779	450	490	490	30	443	417
VK 500	0764	RVK 500	0772	EVK 500	0780	500	540	540	30	493	467
VK 630	0836			EVK 630	0781	560/630	686	690	40	520	630
VK 710	0838			EVK 710	0784	710	785	785	40	771	685
VK 800	0839					800	876	885	40	862	785
VK 900	0841					900	1026	985	40	1012	885

Larger sizes are available on request, also see custom models.

¹⁾ For specification, design and dimensions of smaller shutters see following page.

Accessories

Adapter F allows installation of these shutters (up to nominal diameter 710) on circular ducting. For selection and specification see page 496.

VK 100, 125, 160



Small automatic shutters made of polymer for Ø 100, 125 and 160 mm

- Airstream operated louvres to cover exhaust air openings.
- Suitable as extract outlet of small fans, cooker hoods, tumble dryers and others.
- Made of UV-resistant and impact resistant polymer.
- Fixing via spigot or masonry plugs. Sealing foam strip included in contents.

Model range

Type	Ref. no.	Colour	Spigot Ø mm	Qty
VK 100	0757	white	100	1
VK 100 B	0765	brown	100	1
VK 100 VE*	0885	white	100	24
VK 125	0857	white	125	1
VK 160	0892	white	150/160	1

* low-cost bulk pack

EVK 100, 150



Small electric shutter

- To cover intake and exhaust air openings in all types of rooms.
- Attractive design blends into any decor. The view into the duct is obscured even when the shutter is open.
- Maximum air flow velocity approx. 6 m/s.
- Noise free operation with a 60 second opening delay.
- Control via on/off switch, wired in parallel by preference.

Model range

Type	Ref. no.	Spigot Ø mm	Weight kg
EVK 100	0453	100	0,26
EVK 150	0251	150	0,44

Break-proof polymer, alpine white.
Wiring diagram no. 479
Voltage/Frequency 230 V~, 50/60 Hz
Power consumption approx. 6 W

Note

Operating temp. EVK 100, EVK 150: 0 to +40 °C, for all other polymer backdraught shutters: -30 to +60 °C.

VK rectangular duct



Rectangular shutter

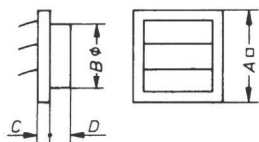
- In landscape format, to cover exhaust air openings in external walls.
- Dimensions fit Helios rectangular fan range.
- Automatic operation.
- All parts made of high quality, light grey polymer.
- Fixing via dowels.
- Maximum air flow velocity = 10 m/s.

Model range

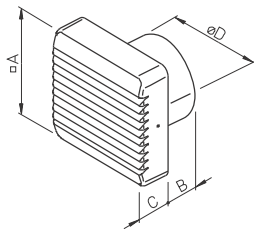
Type	Ref. no.	Duct nominal size cm
VK 30/15	0735	30 x 15
VK 40/20	0874	40 x 20
VK 50/25	0875	50 x 25
VK 50/30	0876	50 x 30
VK 60/30	0877	60 x 30
VK 60/35	0878	60 x 35
VK 70/40	0879	70 x 40
VK 80/50	0880	80 x 50
VK 100/50	0881	100 x 50

Custom sizes

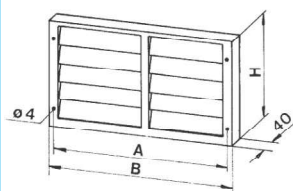
- The shutter ranges
 - automatic (airstream operated)
 - manually adjustable
 - electrical control
- are available in project specific custom sizes.
- The dimensions can be varied within steps of 50 mm. Any rectangular portrait, landscape or square dimensions are available. The shutters are manufactured to order and are non-exchangeable or returnable. Therefore the dimensions must be defined accurately.
- For more stability, an additional vertical centre mullion is fitted over 40 cm louvre length and a horizontal centre mullion over 100 cm louvre length. Large shutters are supplied in segments for stability and transport reasons and have to be assembled on frames.
- The maximum air flow velocity for standard models is 10 m/s.
- All parts (frames, shutters and their stocks) made of light grey, high quality, UV resistant polymer.



Dim in mm – see table



Dim in mm – see table



Dim in mm – see table

Type	Dim. in mm			
	A	Ø B	C	D
VK 100	140	98	15	28
VK 125	160	120-125	20	30
VK 160	190	145	25	35

Type	Dim. in mm			
	□ A	B	C	Ø D
EVK 100	140	58	38,5	97
EVK 150	190	62	43	145

Type	Dim. in mm			Weight kg
	A	B	H	
VK 30/15	381	395	235	1.0
VK 40/20	473	485	285	1.3
VK 50/25	574	585	335	2.0
VK 50/30	574	585	385	2.2
VK 60/30	674	685	385	2.4
VK 60/35	674	685	435	2.6
VK 70/40	774	785	485	3.1
VK 80/50	864	876	585	4.4
VK 100/50	1162	1176	585	5.5