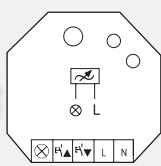


## FUD61NPN-230V



**300W power MOSFET. Only 0.6 watt standby loss. With adjustable minimum brightness and dimming speed. With switching operation for light alarm clocks, children's rooms and snooze function. Also for dimmable energy saving lamps.**

For installation and surface mounting. 45 mm long, 55 mm wide, 33 mm deep.

Universal dimmer switch for R, L and C loads up to 300 watt, depending on ventilation conditions. Dimmable energy saving lamps ESL up to 100 watt. Automatic detection of load R+L or R+C. ESL is manually settable.

Switching capacity up to 300W depends on the ventilation conditions.

Control voltage 230V. No minimum load.

The brightness level is stored on switch-off (memory) and the system is disconnected in a definite sequence in case of a power failure.

Automatic electronic overload protection and overtemperature switch-off.

**The minimum brightness (fully dimmed) is adjustable with the % rotary switch.** In the setting LRN up to 35 wireless pushbuttons can be assigned therefrom one or more central pushbuttons.

The dimming speed is adjustable using the **dimming speed rotary switch**. At the same time, the soft ON and soft OFF periods are changed.

**The settings ESL** consider the special conditions regarding dimmable energy saving lamps: The starting operation is optimized and the dimm speed changes logarithmically. In these settings the special switching operation for children's rooms is not possible and no wound (inductive) transformer must be dimmed. In position -ESL Memory is switched off. This can be of advantage for energy saving lamps because cold energy saving lamps require a higher minimum brightness as it will possibly be stored in Memory for warmer energy saving lamps.

**Zero passage switching with soft ON and soft OFF to protect lamps.**

In addition to the wireless control input via an internal antenna, this universal dimmer switch can also be controlled locally by a conventional 230V control switch if fitted previously. Either separate local control inputs for dim brighter and dim darker as a direction switch, or these two inputs can be bridged and controlled with a single switch as a universal switch. The dimming direction can then be changed by interrupting the control. Short control commands switch on/off.

**The wireless pushbuttons can be taught-in either as direction switches or universal switches:**

**As a direction switch**, press up is brighter and press down is darker respectively above short pressing means switch ON and below short pressing switch OFF. A double click above activates automatic updimming until full brightness with dim speed. A double click below activates snooze function. The children's room function will be realized with the upper switch.

**As a universal switch**, change the direction by briefly releasing the pushbutton. With switching operation for children's rooms and snooze function.

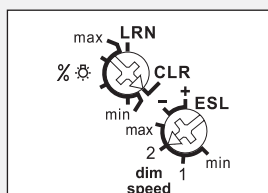
**Switching for light alarm clocks (with wireless system only):** A wireless signal of a time clock which was taught-in accordingly starts the wake up function by switching on the light at the lowest brightness level and dims up slowly until the maximum level is reached. Dependent on the set dim speed the wake up time is between 30 and 60 minutes. By pressing shortly e.g. of a hand-held transmitter the dimming process will be stopped. At setting ESL the switching for light alarm clocks is not possible.

**Switching operation for children's rooms:** If the light is switched on by holding down the push-button (universal switch or direction switch above), it starts at the lowest brightness level after approx. 1 second and dims up slowly as long as the pushbutton is held down without modifying the last stored brightness level.

**Snooze function:** (universal switch or direction switch below): With a double impulse the lighting is dimmed down from the current dimming position to the minimum brightness level and switched off. The current dimming position as well as the adjustable minimum brightness level determine the dimming time (max. = 60 minutes) which can be reduced as required. It can be switched off at any time by short-time control commands during the lighting is dimmed down.

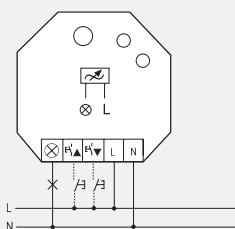
**The LED** performs during the teach-in process according to the operation manual. It shows wireless control commands by short flickering during operation.

### Function rotary switches



Standard setting ex works.

### Typical connection



FUD61NPN-230V

Wireless actuator  
Universal dimmer switch

EAN 4010312 300299