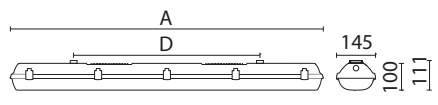



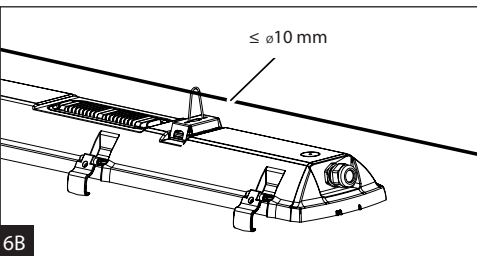
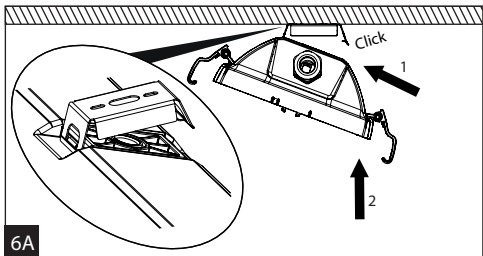
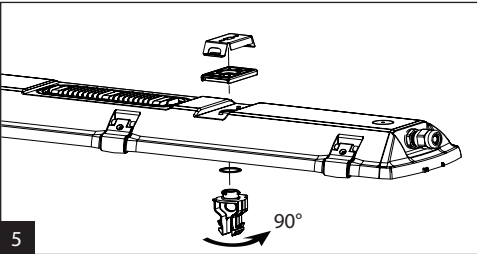
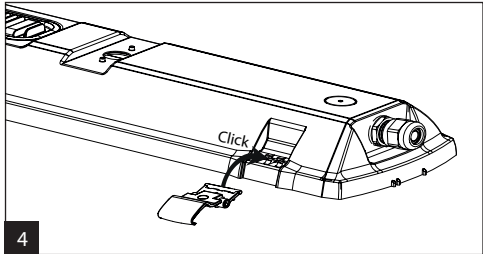
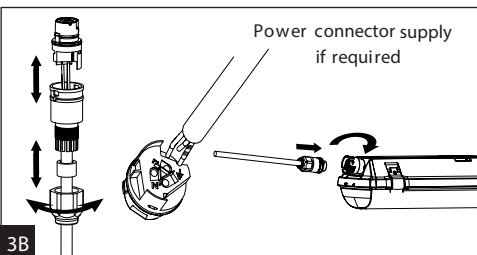
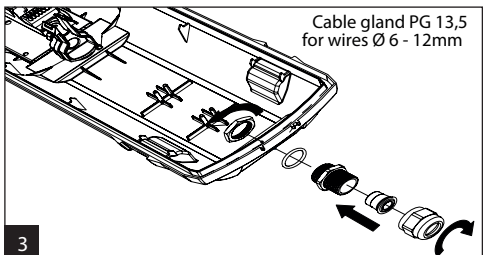
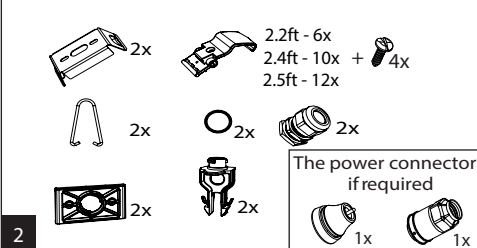
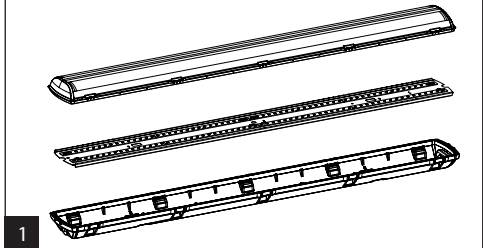
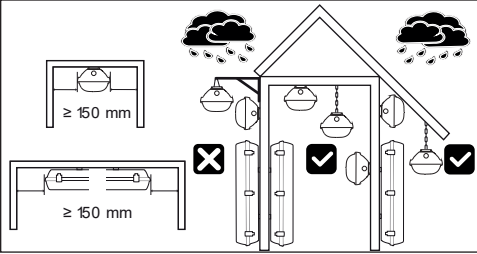
IP66



230V
50/60Hz



WHITE LED			COLOUR LED		
	A[mm]	D[mm]		A[mm]	D[mm]
1.2ft	662	350	1.2ft	662	350
1.4ft	1272	700	1.4ft	1272	700
1.5ft	1572	940	1.5ft	1572	940



IP66



230V
50/60Hz

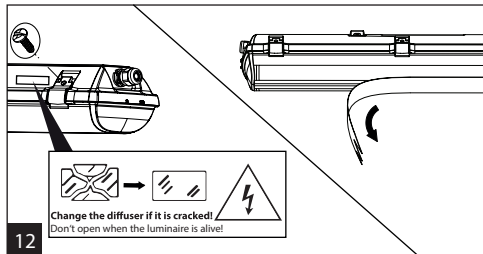
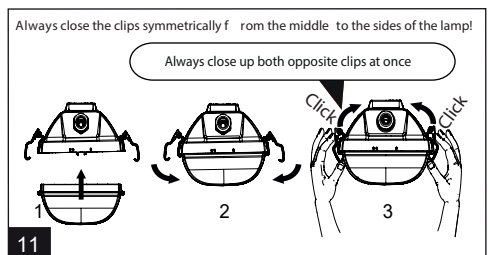
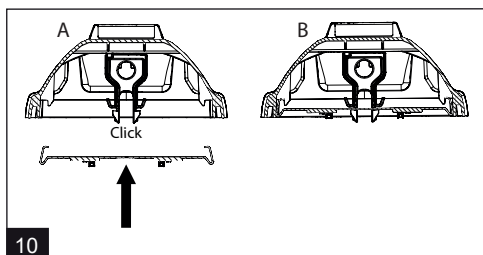
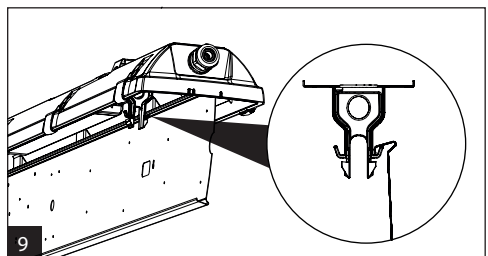
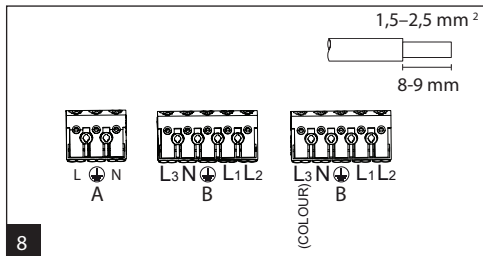
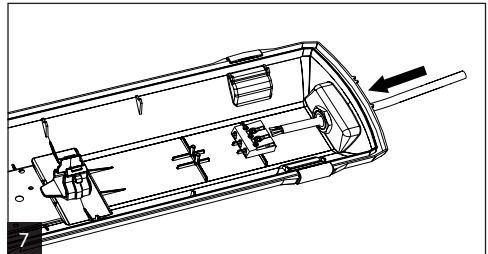
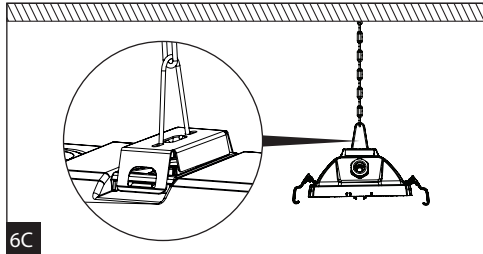



Table of maximal number of luminaires in one line				10A B	16A B	10A C	16A C
Length	Σ1m	Σ2m	Σ3m	Σ	Σ	Σ	Σ
2.2ft	2600			32	50	52	85
2.2ft	3200	4400		10	16	16	26
2.4ft	5200	6400	8800	10	16	16	26
2.4ft	12800			11	18	18	30
2.5ft	6500	8000	11000	10	16	16	26
2.5ft	16000			11	18	18	30

* With a luminaire LED COLOUR, there must always be only one colour ON!



The light source in this luminaire may be replaced only by the manufacturer or its contractual service technician or similarly qualified person!

Installation can only be carried out by an authorized person and according to the mounting instructions. Any other installation is considered to be improper. For well installation and good luminaire work is necessary ensure a planarity of a mounting surface. Make sure that the luminaire is always disconnected from the power supply before the installation work. Do not use the luminaire if damaged or if damaged the power cable. Only damp microfiber cloth can be used for cleaning. Technical changes are subjected without notice. Do not dispose the luminaire or its parts as household waste, but make the proper recycling.