

CORAB WS-026R



INSTRUKCJA MONTAŻU

INSTALLATION MANUAL

System wolnostojący, dwupodporowy
wbijany w ziemię
2 moduły w rzędzie pionowo

Ground mounted system, double support
rammed into the ground,
2 rows of portrait modules

35°





XL paneelidele mōõtudega 1980-2390mm/1297-1320mm





Narzędzia potrzebne do montażu/Tools needed for installation:






















	rozmiar/size 6
---	----------------

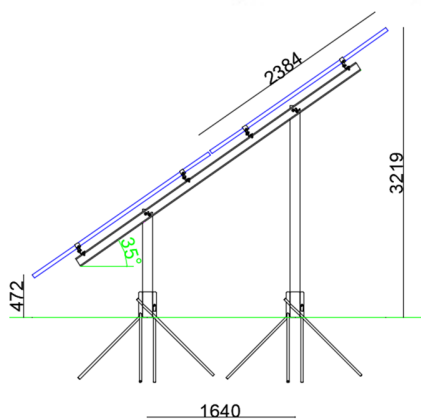
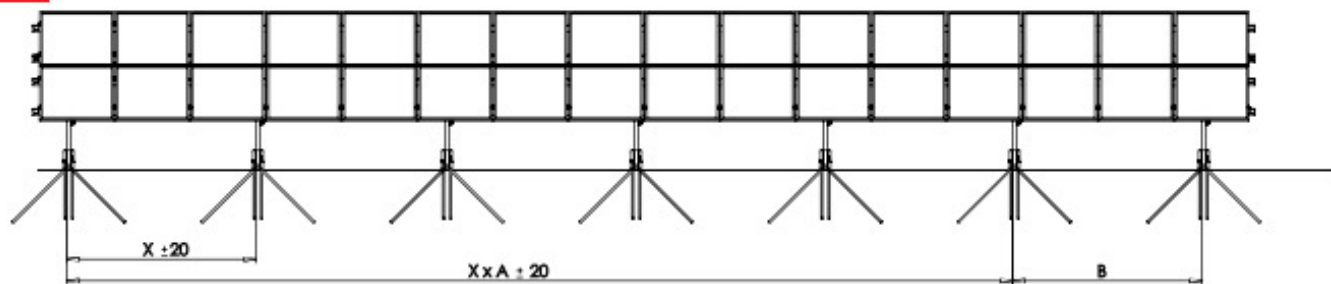
	roz./size 2 x 19 mm
--	---------------------

	wkrętarca/screwdriver
---	-----------------------

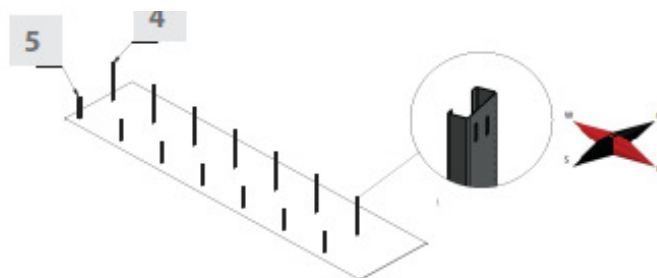
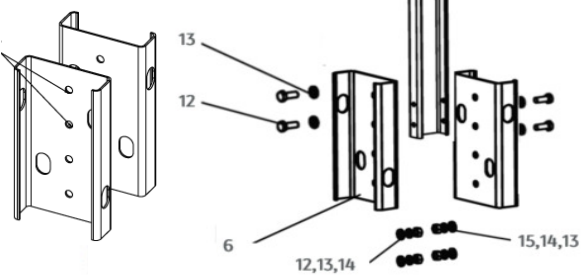
	koncówki - bity imbusowe/ screwdriver bits
---	---



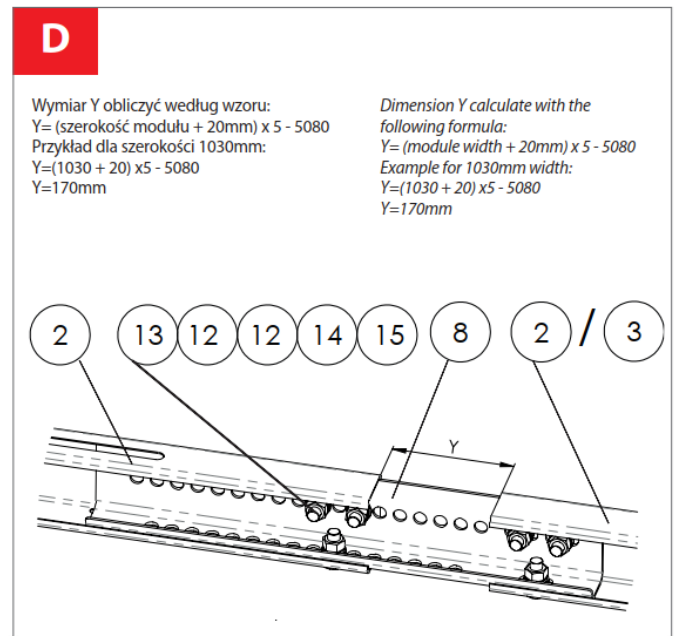
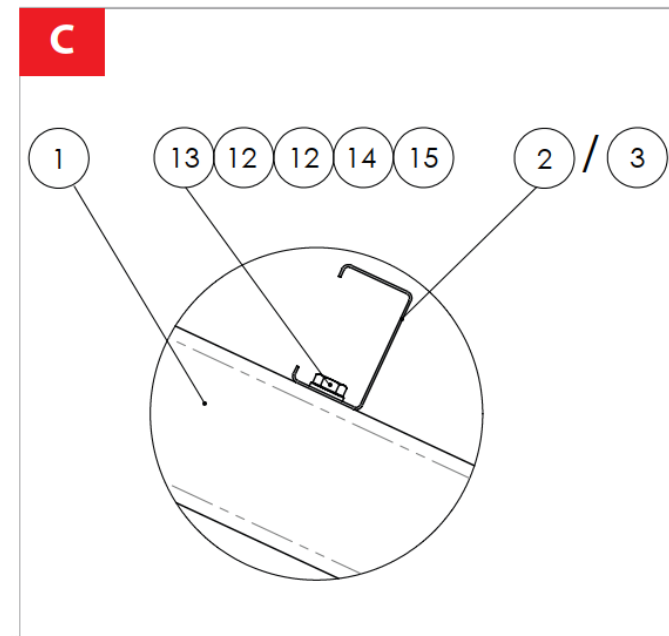
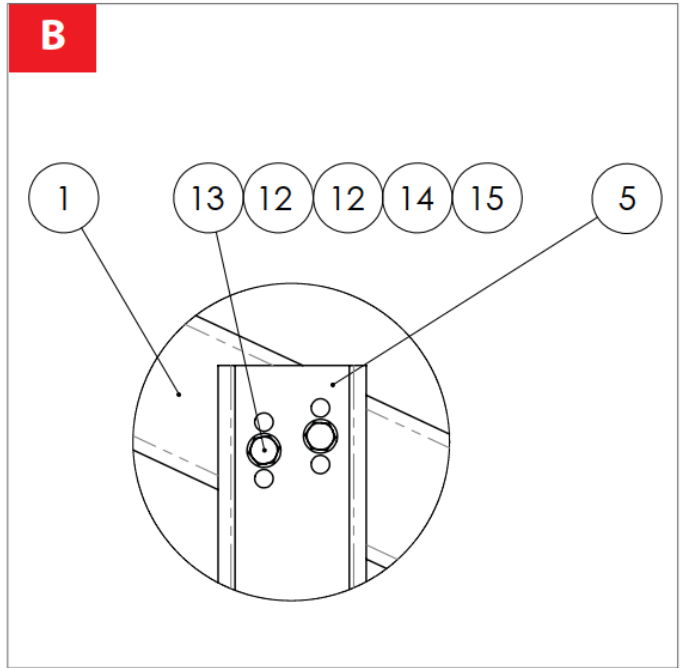
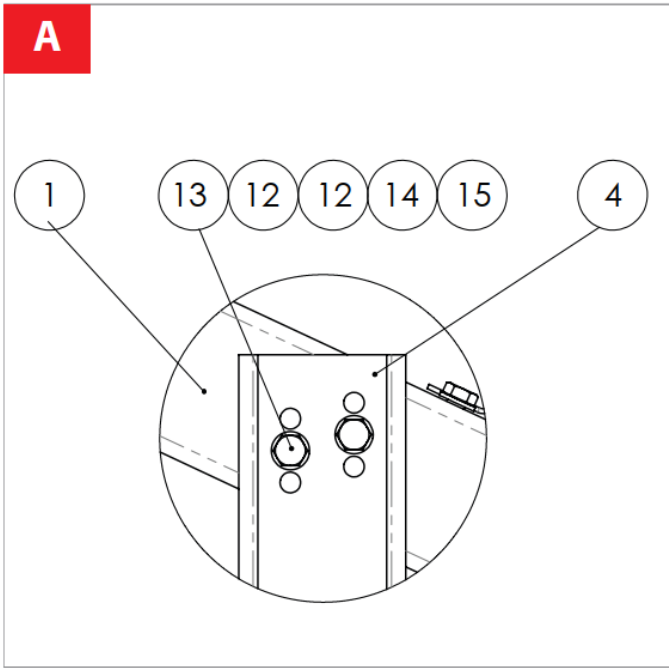
LP				14 3XL 35°	22 3XL 35°	30 3XL 35°
17		CLG538	PV POLT SISEKUUSKANT A2 M8x20	8	8	8
16		CLG534	PV POLT SISEKUUSKANT A2 M8x50	24	40	56
15		CLG530	PV MUTTER A2 M12	88	144	200
14		CLG532	PV VEDRUSEIB A2 M12	88	144	200
13		CLG528	PV POLT A2 M12x30	88	144	200
12		CLG525	PV SEIB A2 M12	176	288	400
18		CLG542	PV VEDRUSEIB A2 M8	32	48	64
11		CLG545	PV T-MUTTER M8	32	48	64
10		CNE670	PV ÄÄREKLAMBER 30-42,5mm	8	8	8
9		CLG540	PV KESKKLAMBER CORAB	28	40	56
8		CNE674	PV HORISONTAALTALA JÄTK PIKK CORAB	4	8	12
		CLG544	PV KAABLIKINNITI CORAB	16	22	32
19		CNE669	PV TROSSPINGUTI KOMPLEKT CORAB	2	2	2
2		CPK711	PV HORISONTAALTALA L=5300mm CORAB	4	8	12
		CPK712	PV HORISONTAALTALA L=4200mm CORAB	4	4	4
1		CNE672	PV KALDTALA XL L=3800mm CORAB	4	6	8
5		CNV035	PV ESI TUGIPOST L=1200mm CORAB	4	6	8
4		CNV039	PV TAGA TUGIPOST L=2350mm CORAB	4	6	8
6		CLG541	PV ADAPTER DIAGONAALVARRASTELE CORAB	16	24	32
7		CLG537	PV DIAGONAALVARRAS CORAB 20mm	32	48	64



35°



Sugerowany montaż przedstawiony na stronie 7
Suggested installation shown on page 7



schemat łączenia śrub
scheme of tightening screws

Momenty dokręcenia śrub screws tightening torque	
Wielkość śruby Screw size	Moment [Nm] Torque [Nm]
M12	57
M8	Zgodnie z instrukcją montażu modułu According to installation manual of modules

