

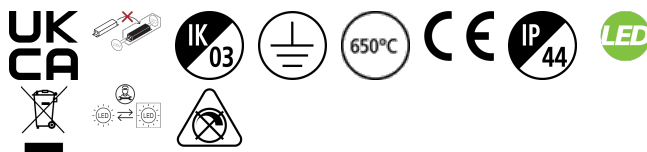
Start eco Surface IP44 DualTone PIR

Start eco Surface IP44 PIR 1400lm 830/840 DualTone
0043437



Product features

- Ceiling / wall luminaire with integrated LED. Perfect solution for hallways, circulation spaces or foyer. Even and uniform light distribution with a halo lighting effect on the wall surface. Body Size diameter 330mm. Besa mounting box compatible, hole distance 51mm. DualTone functionality enables switch between 3000K and 4000K colour temperatures. Power 18W, output 1400 lumens (4000k). Supplied with integrated PIR (infra-red) sensor for automatic on-off presence control. IK03, IP44. Low maintenance with 30,000 hours LED life expectancy.



PRODUCT OVERVIEW

Product name	Start eco Surface IP44 PIR 1400lm 830/840 DualTone
Technology	LED
Housing	Steel
General application	Hospitality
ETIM Class	EC002892
E-number FI	4170572
Warranty	3 years
Fixture luminous flux (lm)	1400
Luminaire efficacy (lm/W)	78
Colour temperature (K)	4000
Light colour	Amber White or Neutral White
CRI (Ra)	80
Colour Variation Initial (SDCM)	SDCM6
Beam Angle (°)	120
Photobiological Risk Group	RG0
Total power consumption (W)	18
Electrical protection	Class I
Dimmable	No
LED Flickering Rate	High (>40%)
Housing colour	White
IP rating	IP44
IK rating	IK03
Product EAN number	5410288434377

DATA TABLE

General data

Product name	Start eco Surface IP44 PIR 1400lm 830/840 DualTone
Technology	LED
Housing	Steel
General application	Hospitality
ETIM Class	EC002892
E-number FI	4170572

Start eco Surface IP44 DualTone PIR

Start eco Surface IP44 PIR 1400lm 830/840 DualTone
0043437

Warranty	3 years
----------	---------

Optical data

Fixture luminous flux (lm)	1400
Luminaire efficacy (lm/W)	78
Colour temperature (K)	4000
Correlated colour temperature range (K)	3000 - 4000
Light colour	Amber White or Neutral White
CRI (Ra)	80
Colour Variation Initial (SDCM)	SDCM6
Beam Angle (°)	120
Photobiological Risk Group	RG0

Electrical data

Total power consumption (W)	18
Mains voltage (V)	220-240V~
Lamp power factor	0.7
Electrical protection	Class I
Dimmable	No
Drive current (mA)	56
Inrush Current (A)	2
Inrush Duration (µs)	30
Glow Wire Test (°C)	650
Energy Efficiency Class (A->G) of contained light source	E
Nominal Frequency (Hz)	50Hz
LED Flickering Rate	High (>40%)
Max. Luminaires per 10A C Breaker	15
Max. Luminaires per 13A C Breaker	20
Max. Luminaires per 16A C Breaker	24
Max. Luminaires per 20A C Breaker	30
Max. Luminaires per 10A B Breaker	9
Max. Luminaires per 13A B Breaker	12
Max. Luminaires per 16A B Breaker	14
Max. Luminaires per 20A B Breaker	18

Lifetime data

Lifespan L70 B50	30000
------------------	-------

Physical data

Housing colour	White
IP rating	IP44
IK rating	IK03
Diffuser finish	Opal
Diffuser material	Polypropylene
Nominal Product Height (mm)	108
Nominal Product Diameter (mm)	330
Weight (kg)	0.6

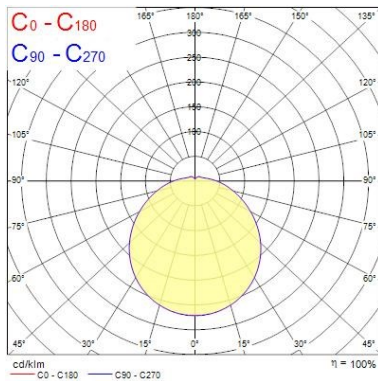
Start eco Surface IP44 DualTone PIR

Start eco Surface IP44 PIR 1400lm 830/840 DualTone
0043437

Packaging

Single packaging type	Carton
Product EAN number	5410288434377
Packaging single length / height (cm)	33.2
Packaging single width (cm)	11.4
Packaging single depth (cm)	33.2
DUN14 (outer)	15410288434374
Units per outer package	6
Packaging outer length / height (cm)	71.5
Packaging outer width (cm)	36.5
Packaging outer depth (cm)	37.0

PHOTOMETRY

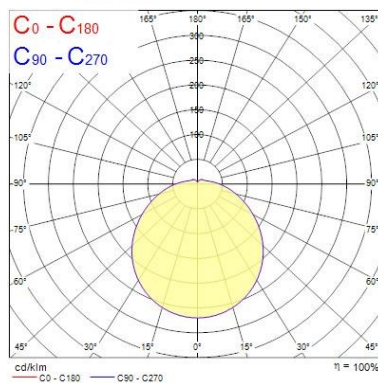


Distance [m]	Cone diameter [m]	E ₀ [lx]	E ₁ [lx]	E ₂ [lx]
0.5	1.66	1480	96	100
1.0	3.33	385	25	25
1.5	5.00	162	11	11
2.0	6.71	91	6	6
2.5	8.39	58	4	4
3.0	10.07	41	3	3

Distance [m] Cone diameter [m] Illuminance [lx]
 — C0 - C180 (Half beam angle: 118.0°)
 — C90 - C270 (Half beam angle: 118.4°)

Distance [m]	Cone diameter [m]	E ₀ [lx]	E ₁ [lx]	E ₂ [lx]
0.5	1.66	1519	104	104
1.0	3.33	380	28	28
1.5	4.99	189	12	12
2.0	6.66	96	6	6
2.5	8.32	61	4	4
3.0	9.99	42	3	3

Distance [m] Cone diameter [m] Illuminance [lx]
 — C0 - C180 (Half beam angle: 118.0°)



TECHNICAL DRAWINGS

