

CORAB WS-026R



INSTRUKCJA MONTAŻU

INSTALLATION MANUAL

System wolnostojący, dwupodporowy
wbijany w ziemię
2 moduły w rzędzie pionowo

Ground mounted system, double support
rammed into the ground,
2 rows of portrait modules

35°








XL paneelidele mōõtudega 1980-2390mm/996-1052mm





















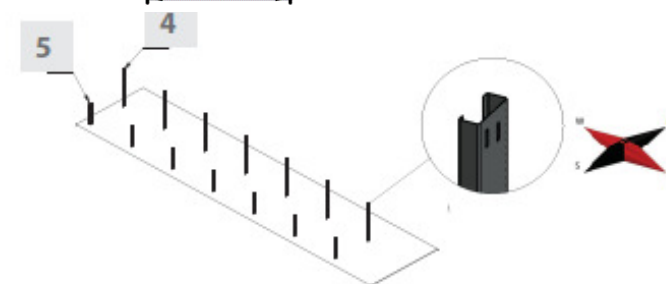
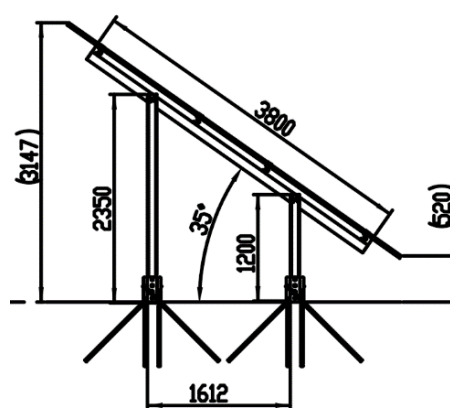
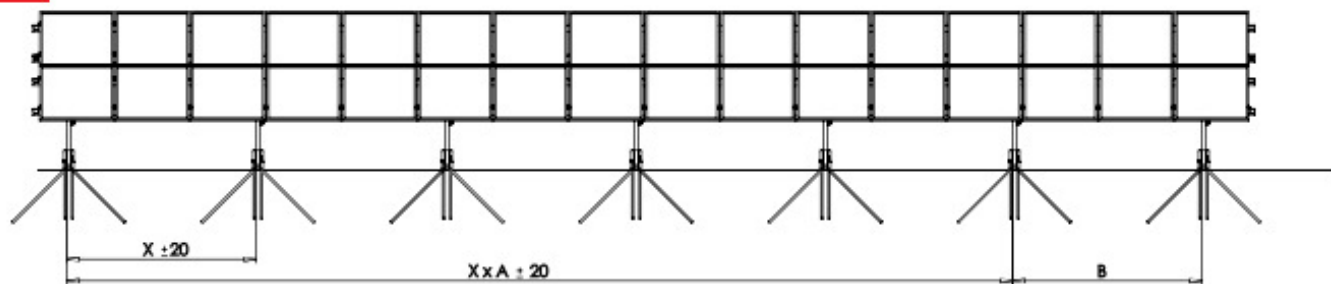
Narzędzia potrzebne do montażu/Tools needed for installation:



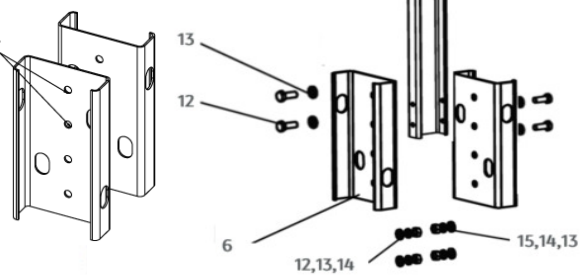
	rozmiar/size 6		rozm./size 2 x 19 mm
	wkrętarca/screwdriver		koncówki - bity imbusowe/ screwdriver bits



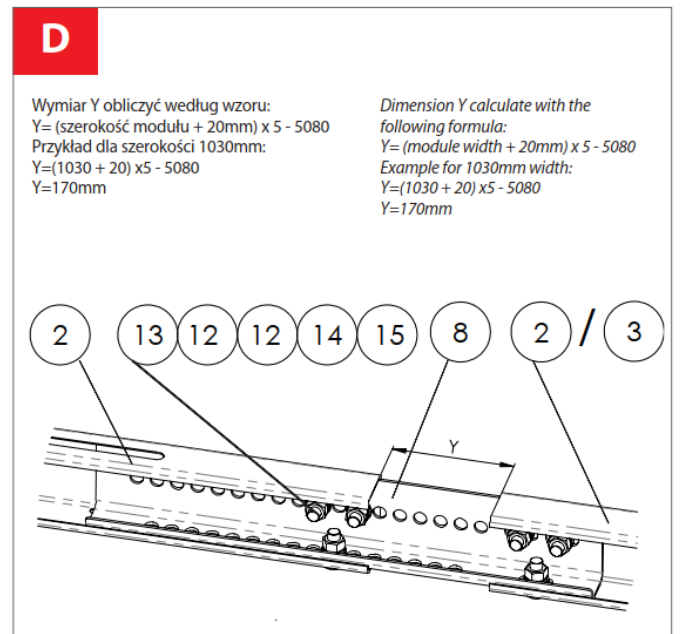
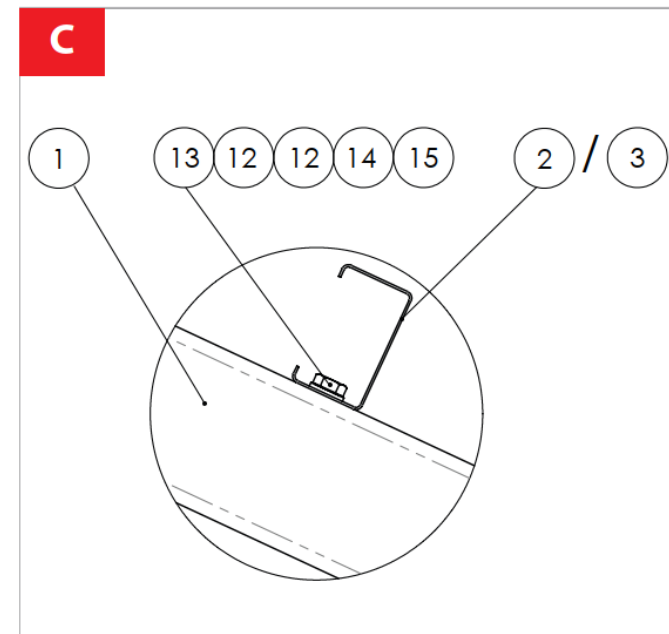
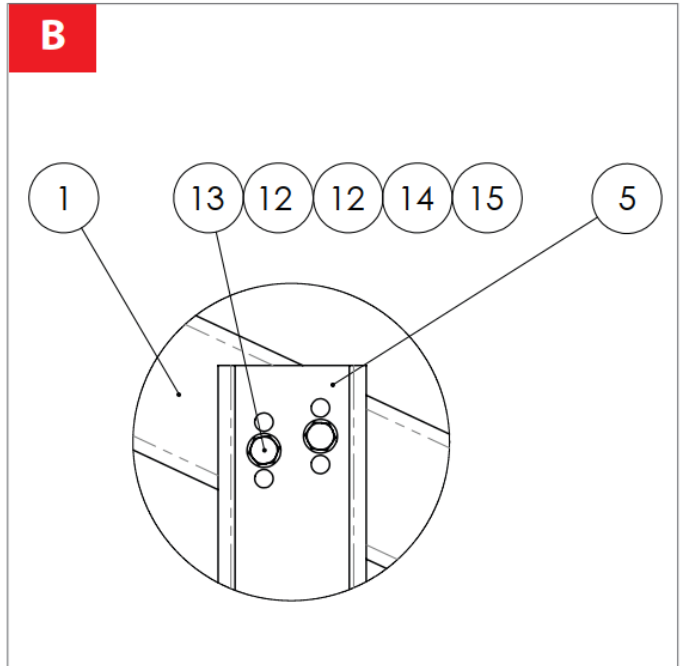
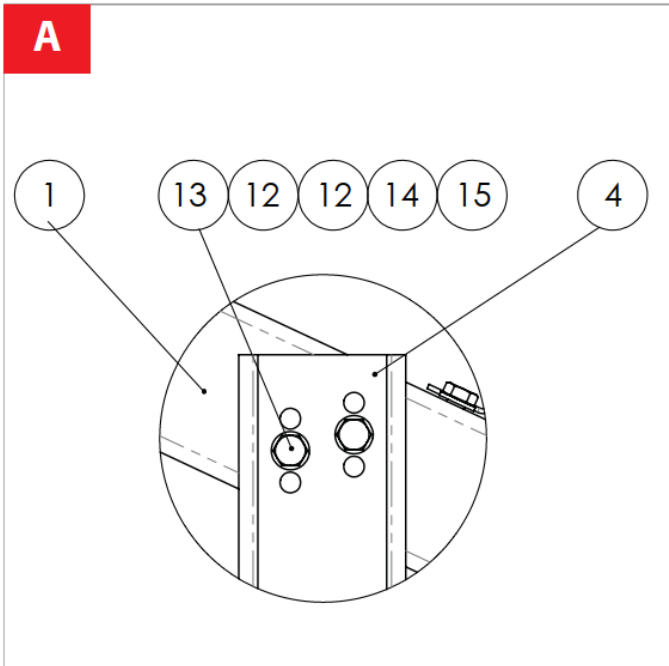
LP				16XL 35°	22XL 35°	26XL 35°	32XL 35°	36XL 35°
17		CLG538	PV POLT SISEKUUSKANT A2 M8x20	8	8	8	8	8
16		CLG534	PV POLT SISEKUUSKANT A2 M8x50	28	40	48	60	68
15		CLG530	PV MUTTER A2 M12	88	104	144	160	200
14		CLG532	PV VEDRUSEIB A2 M12	88	104	144	160	200
13		CLG528	PV POLT A2 M12x30	88	104	144	160	200
12		CLG525	PV SEIB A2 M12	176	208	288	320	400
18		CLG542	PV VEDRUSEIB A2 M8	36	48	56	68	76
11		CLG545	PV T-MUTTER M8	36	48	56	68	76
10		CNE670	PV ÄÄREKLAMBER 30-42,5mm	8	8	8	8	8
9		CLG540	PV KESKKLAMBER CORAB	28	40	48	60	68
8		CNE674	PV HORISONTAALTALA JÄTK PIKK CORAB	4	4	8	8	12
		CLG544	PV KAABLIKINNITI CORAB	16	22	26	32	36
19		CNE669	PV TROSSPINGUTI KOMPLEKT CORAB	2	2	2	2	2
2		CNV038	PV HORISONTAALTALA L=5080mm CORAB	4	4	8	8	12
		CNV037	PV HORISONTAALTALA L=6450mm CORAB		4		4	
		CNV036	PV HORISONTAALTALA L=3350mm CORAB	4		4		4
1		CNE672	PV KALDTALA XL L=3800mm CORAB	4	5	6	7	8
5		CPG005	PV ESI TUGIPOST UUS L=1200mm CORAB	4	5	6	7	8
4		CPG006	PV TAGA TUGIPOST UUS L=2350mm CORAB	4	5	6	7	8
6		CPC098	PV ADAPTER DIAGONAALVARRASTELE CORAB	16	20	24	28	32
7		CLG537	PV DIAGONAALVARRAS CORAB 20mm	32	40	48	56	64



35°



Sugerowany montaż przedstawiony na stronie 7
Suggested installation shown on page 7



schemat łączenia śrub
 scheme of tightening screws

Momenty dokręcenia śrub screws tightening torque	
Wielkość śruby Screw size	Moment [Nm] Torque [Nm]
M12	57
M8	Zgodnie z instrukcją montażu modułu According to installation manual of modules

