

Description	Colour	Part number	EAN number
RC-plus next 230	white	97002	4007529970025
RC-plus next 230	brown	97012	4007529970124
RC-plus next 230	black	97022	4007529970223
RC-plus next 230	silver	97042	4007529970421



white



brown



black



silver

Accessory	Colour	Part number	EAN number
IR-RC	grey	92000	4007529920006
IR-RC-Mini	grey	92090	4007529920907
IR-RC-LD	grey	92649	4007529926497
IR-Adapter for Smartphones	black	92726	4007529927265
Outside corner socket for RC-plus next	white/	97004/	4007529970049/
	brown/	97014/	4007529970148/
	black/	97024/	4007529970247/
	silver	97043	4007529970438
Inside corner socket for RC-plus next	white	97005	4007529970056
Wire basket BSK (Ø 164 x 143 mm)	white	92467	4007529924677
RC-Arc extinction kit	white	10880	4007529108800
Mini-RC-Arc extinction kit	black	10882	4007529108824

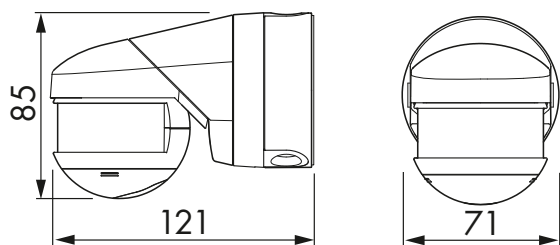
### ■ TECHNICAL DATA

<b>Voltage:</b>	110 - 240 V AC 50 / 60 Hz (can also be supplied with other operating voltages on request)
<b>Typ. power input:</b>	0.75 W
<b>Detection area:</b>	230°
<b>Range:</b>	max. 20 m across max. 6 m towards max. 4 m anti-creep
<b>Recommended mounting height:</b>	2.5m
<b>Degree / class of protection:</b>	IP54 / Class II
<b>Ambient temperature:</b>	-25 °C to +50 °C
<b>Housing:</b>	Polycarbonate, UV-resistant
<b>Remote control-capable:</b>	IR-Adapter for Smartphones, IR-RC, IR-RC-LD, IR-RC-Mini
<b>Channel 1 (lighting control)</b>	
<b>Switching power:</b>	3000 W, $\cos \varphi = 1$ 1500 VA, $\cos \varphi = 0.5$ max. inrush current $I_p$ (20ms) = 165 A
<b>Type of contact:</b>	$\mu$ contact, NO contact with tungsten pre-make contact
<b>Time settings:</b>	15 sec - 16 min, pulse
<b>Lux value:</b>	2 - 2000 Lux

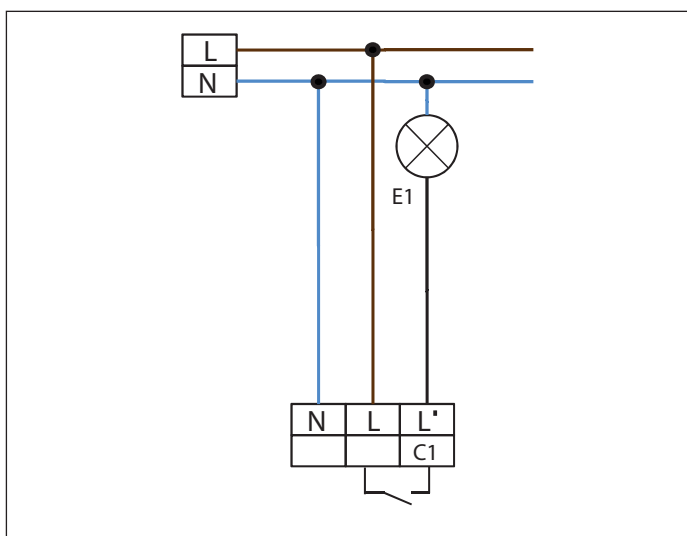
### **i** PRODUCT INFORMATION

- Motion detector with 230° detection area and anti-creep zone
- Mechanical range adjustment
- Two independent sensors with independent range adjustment
- Different follow-up time depending on direction of movement
- Adjustable ball head
- Simple mounting thanks to plug base
- Wall, ceiling and corner mounting
- Immediate operation using factory settings
- Additional functions can be set up using the optional remote control.
- Factory settings 3 min and 20 lux

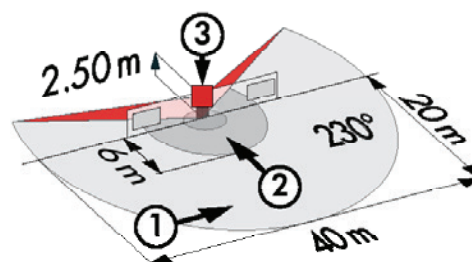
**DIMENSIONS DRAWING**



**WIRING DIAGRAM**



**RANGE DIAGRAM**



- ① Walking across
- ② Walking towards
- ③ Anti-creep zone