

# PRODUCT DATASHEET

## HQL LED 3000 lm 23 W/840 K E27

HQL LED PRO | LED replacement for HID lamps for outdoor application



---

### AREAS OF APPLICATION

- Streets
- Area lighting
- Pedestrian zones
- Parks
- Industry
- Outdoor applications only in suitable luminaires

---

### PRODUCT BENEFITS

- Saves up to 78 % energy when used as replacement for mercury vapor lamps (HQL)
- Effective thermal management for wide operating temperature range
- Low maintenance costs thanks to long lifetime
- Instant 100 % light, no warm-up time

---

### PRODUCT FEATURES

- LED alternative for applications requiring a high luminous flux
- Power factor: 0.9
- Type of protection: IP65
- High surge protection: up to 4 kV (L-N)
- Replacement for HQL: Suitable for operation with conventional control gear for HQL
- Replacement for other HID: Suitable for operation with line voltage without control gear



**TECHNICAL DATA**

Electrical data

<b>Rated wattage</b>	23.00 W
<b>Nominal wattage</b>	23.00 W
<b>Nominal voltage</b>	220...240 V
<b>Operating frequency</b>	50...60 Hz
<b>Power factor <math>\lambda</math></b>	> 0.90

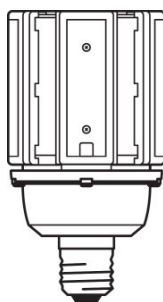
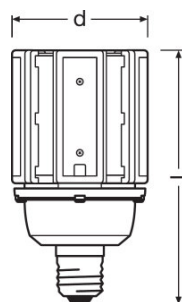
Photometrical data

<b>Nominal luminous flux</b>	3000 lm
<b>Rated luminous flux</b>	3000 lm
<b>Rated color temperature</b>	4000 K
<b>Lumen main.fact.at end of nom.life time</b>	0.70
<b>Light color (designation)</b>	Cool White
<b>Color temperature</b>	4000 K
<b>Luminous flux</b>	3000 lm
<b>Color rendering index Ra</b>	$\geq 80$
<b>Standard deviation of color matching</b>	$\leq 6$ sdcn
<b>Color rendering index Ra</b>	$\geq 80$

Light technical data

<b>Warm-up time (60 %)</b>	< 0.50 s
<b>Beam angle</b>	360.00 °
<b>Starting time</b>	< 0.5 s

Dimensions & weight



<b>Overall length</b>	145.0 mm
<b>Diameter</b>	75.0 mm
<b>Outer bulb</b>	-

<b>Length</b>	145.0 mm
---------------	----------

#### Temperatures & operating conditions

<b>Ambient temperature range</b>	-20...+60 °C
<b>Maximum temperature at tc test point</b>	92 °C

#### Lifespan

<b>Nominal lamp life time</b>	50000 h
<b>Rated lamp life time</b>	50000 h
<b>Number of switching cycles</b>	100000
<b>Lumen maintenance at end of service life</b>	0.70

#### Additional product data

<b>Base (standard designation)</b>	E27
<b>Mercury content</b>	0.0 mg
<b>Mercury-free</b>	Yes
<b>Design / version</b>	Clear
<b>Show WEEE picto</b>	Yes

#### Capabilities

<b>Dimmable</b>	No
-----------------	----

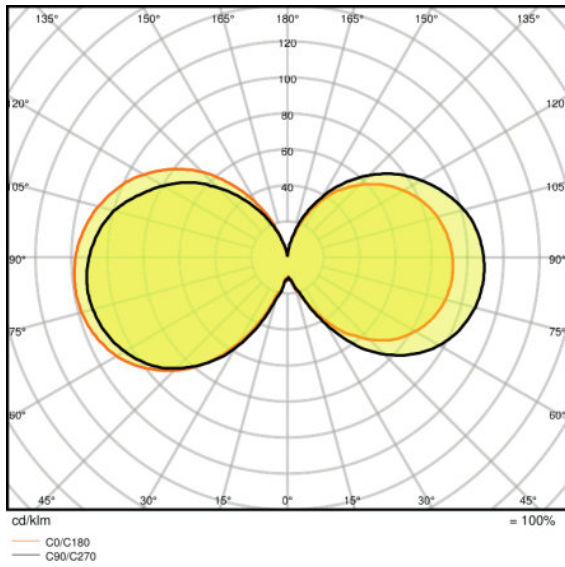
#### Certificates & standards

<b>Energy efficiency class</b>	A+
<b>Energy consumption</b>	23 kWh/1000h

#### Country-specific categorizations

<b>Order reference</b>	HQLLED3000 23W/
------------------------	-----------------

Light Distribution



LDC typ polar

SAFETY ADVICE

- The bulb may be larger and heavier than the replaced bulb. Before installation it must be checked, if the luminaire and especially the holder is capable of carrying the weight of the lamp.  
Not suitable for operation with ignitors  
Operation on the capacitor can lead to a reduction of the power factor of the system.

LOGISTICAL DATA

Product code	Packaging unit (Pieces/Unit)	Dimensions (length x width x height)	Gross weight	Volume
4058075124783	Folding carton box 1	91 mm x 91 mm x 173 mm	462.00 g	1.43 dm <sup>3</sup>
4058075124790	Shipping carton box 6	288 mm x 196 mm x 193 mm	2922.00 g	10.89 dm <sup>3</sup>

The mentioned product code describes the smallest quantity unit which can be ordered. One shipping unit can contain one or more single products. When placing an order, for the quantity please enter single or multiples of a shipping unit.

DISCLAIMER

Subject to change without notice. Errors and omission excepted. Always make sure to use the most recent release.