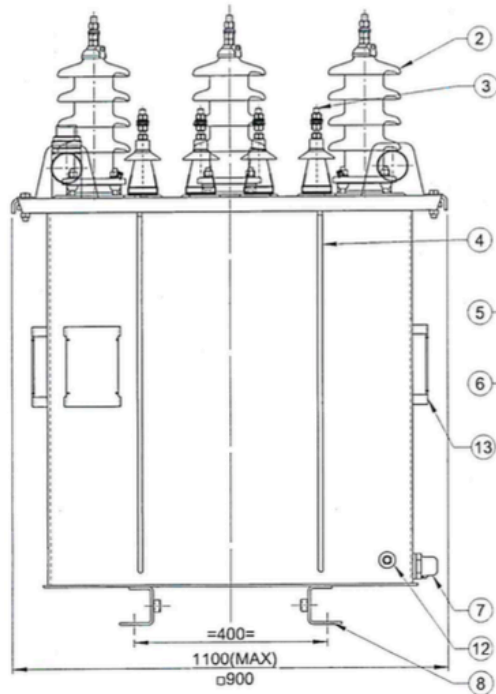


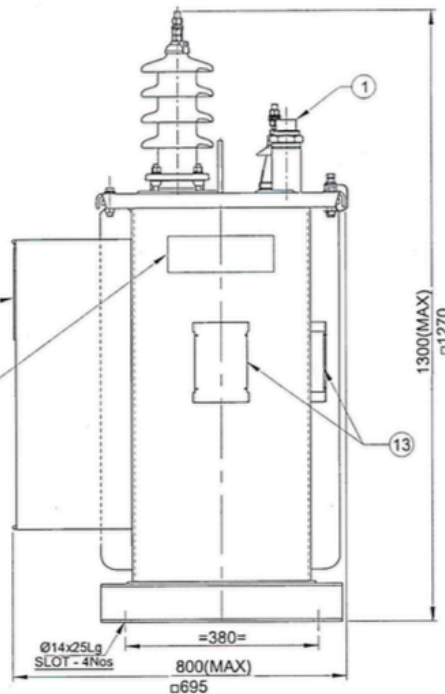
Product design meets OHSAS requirements (Ref: Work instructions DOC No. WIU10/ENG001).  
ALL DIMENSIONS ARE IN mm & WEIGHTS ARE IN kg UNLESS OTHERWISE SPECIFIED.

FORMAT No.: Mech003/R0

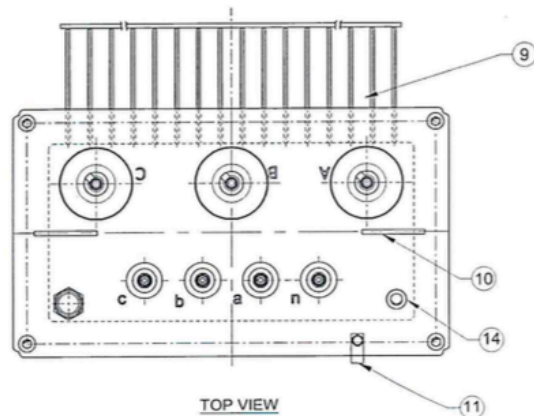
ALL INFORMATION CONTAINED IN THIS DOCUMENT IS CONFIDENTIAL AND THE PROPERTY OF  
TOSHIBA TRANSMISSION & DISTRIBUTION SYSTEMS (INDIA) PVT. LTD. REPRODUCTION OF THIS  
IN ANY FORM IS TO BE DONE WITH THE SPECIFIC PERMISSION OF THE ORGANISATION.



L.V. FRONT VIEW



SIDE VIEW



TOP VIEW

CUSTOMER : M/s. KKM POWER OY, FINLAND

**NOTE:-**

1. FINISH PAINT SHADE: RAL 7035 (LIGHT GREY).
2. " " ACTUAL OVERALL DIMENSIONS & WEIGHTS ARE SUBJECTED TO  $\pm 10\%$  TOLERANCE, PROVIDED THAT THE TOLERANCE IS NOT EXCEEDED THE MAX.VALUE DEFINED.
3. THE POSITION, LOCATION, DESIGN OF FITTINGS & ACCESSORIES MAY SLIGHTLY VARY DURING MANUFACTURING.
4. COMPLETE TRANSFORMER WITHSTANDS LOWER LIMIT OF AMBIENT TEMPERATURE  $-40^{\circ}\text{C}$ .
5. RATING PLATE SHALL BE PROVIDED ONLY ON HV SIDE AND THREE ADDITIONAL RATING PLATE FIXING PROVISIONS ARE PROVIDED.
6. THIS IS A TENDER DRAWING ONLY.

14	THERMOMETER POCKET	1
13	RATING PLATE FIXING BRACKETS	3
12	EARTHING TERMINALS	2
11	EARTHING STRIP BETWEEN TANK AND TOP COVER	1
10	LIFTING LUGS FOR LIFTING OF TRANSFORMER	2
9	CORRUGATION PANEL	-
8	BASE CHANNEL FORMED	2
7	OIL DRAINING CUM SAMPLING DEVICE	1
6	NAME OF THE MANUFACTURER (MONOGRAM)	1
5	RATING PLATE	1
4	VERTICAL STIFFENER	-
3	L.V. BUSHINGS(3.6kV/250A)	4
2	H.V BUSHINGS(24kV/250A-P2)	3
1	OIL FILLING PIPE WITH VERTICAL FLOAT OLG	1
S.NO	DESCRIPTION	QTY.

TOTAL WEIGHT OF TRANSFORMER (kg)	RATING KVA	VOLTAGE(V)		CURRENT(A)	
		PRIMARY	SECONDARY	PRIMARY	SECONDARY
635	100	20500	410	2.816	140.817

Minimum External Air Clearances	
	HV
Phase to Phase	220
Phase to Earth	220

NO OF PHASES	: 3
COOLING	: ONAN
FREQUENCY	: Hz 50
TEMP.RISE O / W	: 60/65 $^{\circ}\text{C}$
CONNECTION GROUP	: Dyn11
SPECIFICATION	: IEC 60076

REV	ZONE	DATE	MODIFICATION	MODIFIED	CHECKED	APPRD.
				NAME		DATE

**TOSHIBA**

TOSHIBA TRANSMISSION & DISTRIBUTION SYSTEMS (INDIA) PVT. LTD.  
DISTRIBUTION TRANSFORMERS DIVISION

SCALE: NTS



OUTLINE GENERAL ARRANGEMENT OF  
100 kVA, 20.5/0.41 kV TRANSFORMER

DESIGNED	24/1/19
DRAWN	24/1/19
CHECKED	24/1/19
APPROVED	24/1/19
PRJ.NO.	ENQ-09898-3
DRG.NO.	3 OG 77898
SHT.NO.1	OF 1 R 0

HERMETICALLY SEALED COMPLETELY FIELD - (TIER-1)