




Product Group E

Water Meter Installation Sets and Accessories



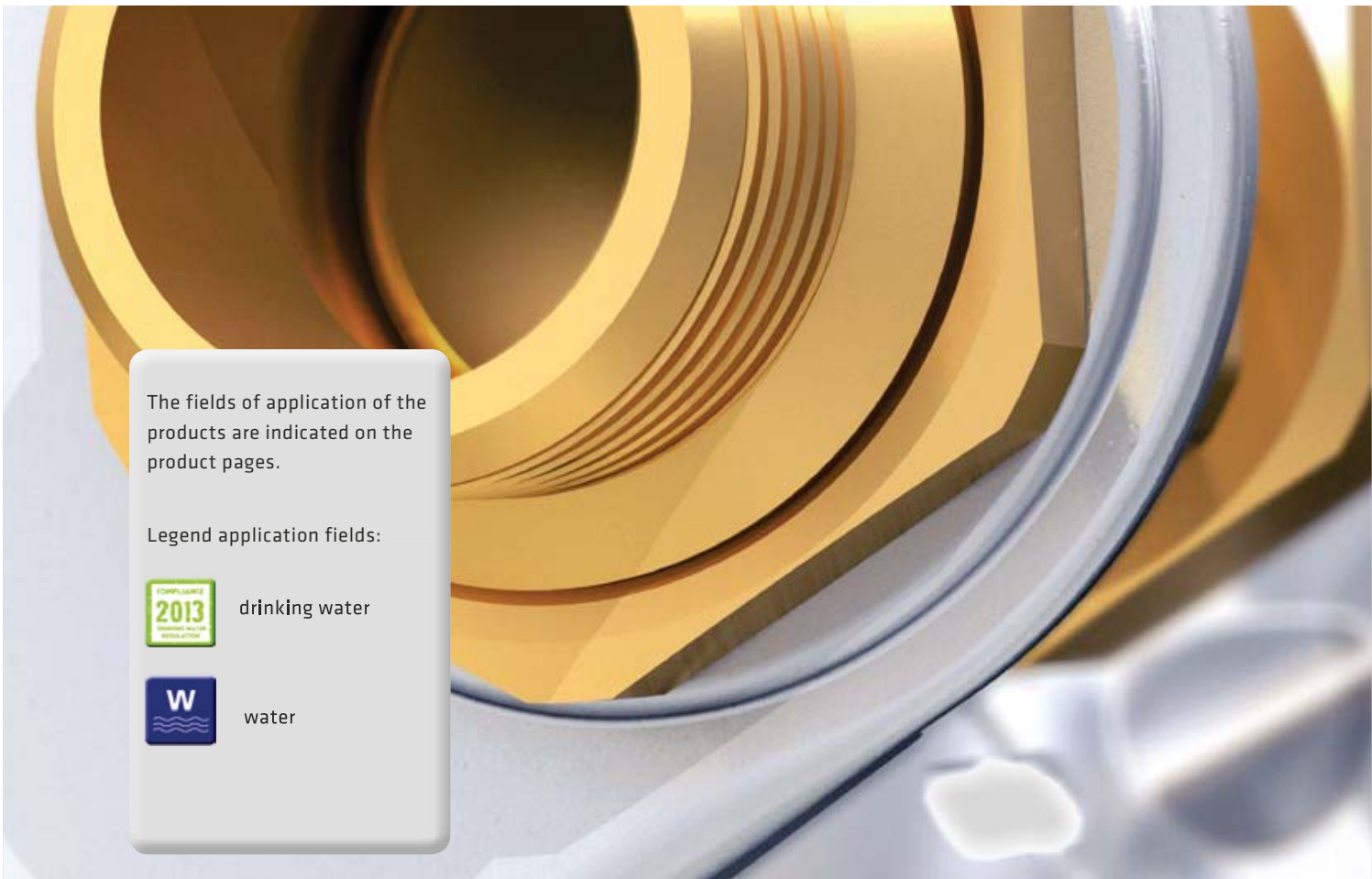
Product Group E

BEULCO® water meter installation sets

with brackets made of stainless steel, material 1.4301

Acc. to DIN 1988 part 2 holding devices for house water meters, e.g. water meter brackets, have to be installed in new systems and when changing old systems.

Competent experts have recognized the practice-proved advantages of our water meter installation sets and have been using this perfected technique for years.



The fields of application of the products are indicated on the product pages.

Legend application fields:



drinking water



water

Your advantages

- brackets highly stable and deformation resistant made of corrosion-proof stainless steel, material 1.4301
- absolutely without burrs
- cross slots instead of T-slots for optimal adjustment of the brackets
- all brass parts that are in contact with drinking water are made of dezincification resistant material acc. to DIN 50930-6
- an extensive collection of the following types is available for meters from Qn 1.5 up to Qn 10 for horizontal or vertical installation closed, rigid – closed, adjustable – open, rigid (up to Qn 6) – open, adjustable (up to Qn 6)
- long life
- safe against water hammers
- available with valves if requested
- special installation length on request
- German brand

Spare parts and an extensive range of accessories, such as,

- bridging pipes made of stainless steel, brass or plastic in each required installation length
- S-bends for easy installation of water meter lines in existing pipelines
- lead sealing devices
- test adapters

you will find in product group G.



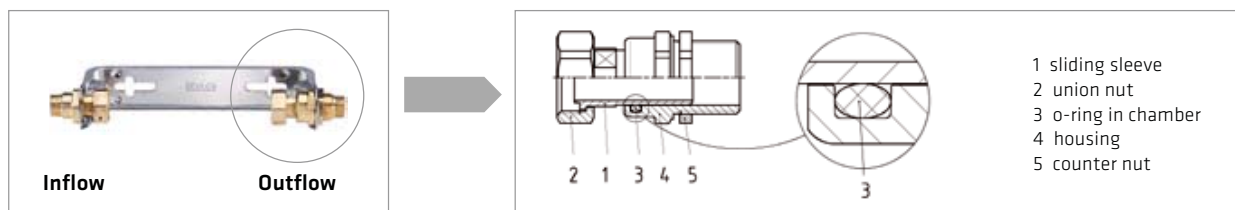
BEULCO® offers water meter installation sets with length adjusting fittings (LAF) in two different models namely

- for water meter Qn 1.5 with length adjusting fitting LAF B 61
- for water meter Qn 2.5 with length adjusting fitting LAF B 61 and LAF B 60
- for water meter Qn 6 with length adjusting fitting LAF B 60
- for water meter Qn 10 with length adjusting fitting LAF B 60

They differ in the type of sealing of the sliding sleeve to the housing:

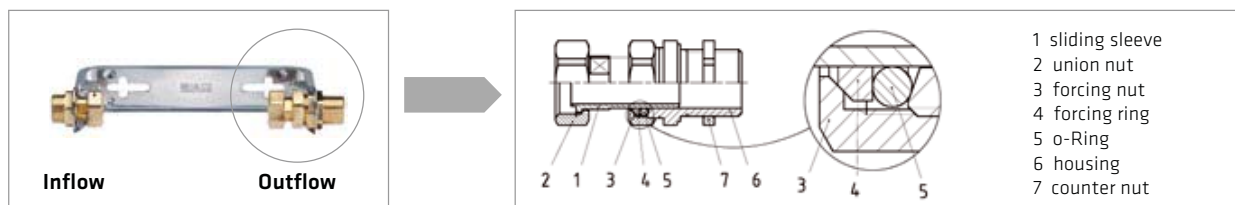
LAF B 61

Sealing is made by an o-ring in a chamber and is reached by a given pressure.



LAF B 60

Sealing is made by an o-ring and becomes operative by tightening the pressure nut towards the sliding sleeve.



WATER METER INSTALLATION SETS - for horizontal installation

with brackets made of stainless steel, material 1.4301, complete with mounting set model 6070E for fastening on the wall



Fig. Model 60110E



Fig. Model 60112E

bracket closed rigid	water meter nominal size	inflow	outflow	COMPLIANCE 2013	W	pkg. unit	EAN no. 4027848-
Model 61010E wall distance 82 mm	Qn 1,5 NW 1/2" inst. length 165 mm LAF B 61	1/2"	1/2"	■	■	1	262199
Model 61110E wall distance 82 mm	Qn 2,5 NW 3/4" inst. length 190 mm LAF B 61	3/4"	3/4"	■	■	1	262687*
		1"	1"	■	■	1	262700*
		1 1/4"	1 1/4"	■	■	1	262731
Model 61110EK wall distance 82 mm	NW 1" inst. length 175 mm union nut 1 1/4" LAF B 61	3/4"	3/4"	■	■	1	309818
		1"	1"	■	■	1	315048
		1 1/4"	1 1/4"	■	■	1	272334
Model 60110E wall distance 82 mm	Qn 2,5 NW 3/4" inst. length 190 mm LAF B 60	3/4"	3/4"	■	■	1	263745*
		1"	1"	■	■	1	263769*
		1 1/4"	1"	■	■	1	263783
		1 1/4"	1 1/4"	■	■	1	263790
Model 60210E wall distance 87 mm	Qn 6 NW 1" inst. length 260 mm LAF B 60	1"	1"	■	■	1	264292
		1 1/4"	1 1/4"	■	■	1	264315
		1 1/2"	1 1/2"	■	■	1	264346
Model 60310E wall distance 130 mm	Qn 10 NW 1 1/2" inst. length 300 mm LAF B 60	1 1/2"	1 1/2"	■	■	1	264780
		2"	2"	■	■	1	264803
bracket closed adjustable	water meter nominal size	inflow	outflow	COMPLIANCE 2013	W	pkg. unit	EAN no. 4027848-
Model 61112E wall distance 92-132 mm	Qn 2,5 NW 3/4" inst. length 190 mm LAF B 61	3/4"	3/4"	■	■	1	262779*
		1"	1"	■	■	1	262793*
		1 1/4"	1"	■	■	1	262816
		1 1/4"	1 1/4"	■	■	1	262823
Model 60112E wall distance 92-132 mm	Qn 2,5 NW 3/4" inst. length 190 mm LAF B 60	1"	1"	■	■	1	263851*
		1 1/4"	1"	■	■	1	263875
		1 1/4"	1 1/4"	■	■	1	263882
Model 60212E wall distance 112-172 mm	Qn 6 NW 1" inst. length 260 mm LAF B 60	1"	1"	■	■	1	264384
		1 1/4"	1"	■	■	1	264391
		1 1/4"	1 1/4"	■	■	1	264407
		1 1/2"	1 1/2"	■	■	1	264438
Model 60312E wall distance 155-199 mm	Qn 10 NW 1 1/2" inst. length 300 mm LAF B 60	1 1/2"	1 1/2"	■	■	1	264810
		2"	2"	■	■	1	264834

* with one-piece inflow connector