



ND16 Indicator Light

1. General information

Degree of protection: IP40,IP65,IP20;
Standard: IEC/EN60947-5-1



2. Working & mounting conditions

- 2.1 Ambient temperature is $-5^{\circ}\text{C} \sim +40^{\circ}\text{C}$, the average temperature during 24 hours couldn't exceed $+35^{\circ}\text{C}$.
- 2.2 Altitude: $\leq 2000\text{m}$.
- 2.3 Atmosphere condition:
Relative humidity of the atmosphere couldn't exceed 50% when the highest temperature is $+40^{\circ}\text{C}$; much higher relative humidity is allowable under the condition of lower temperature, for example, when the temperature reaches $+20^{\circ}\text{C}$, the relative humidity is up to 90%. As for dews, which contingently appear due to change of temperature, special steps should be taken.
- 2.4 Pollution degree: 3
- 2.5 Overvoltage category: III



3. Technical data



Basic parameters

Rated operational voltage U_e (V)		Rated operational current (mA)	Service life (h)	Brightness (cd/m^2)	Basic color
AC	AC/DC				
400	400	$I_e \leq 20$	≥ 30000	≥ 60	
230	230				
110	110				
-	48				
-	24				
-	12				
-	36				
-	6				



Note: For AC power supply, the limit voltage range is $0.85U_e \sim 1.1U_e$ between terminals.

4. ND16 series indicator



★ Flat Platform-Lampshape (Resistance type)

ND16-22A/2	Lamp-Voltage	Model	Color
	LED: AC/DC 6V, 12V, 24V, 36V, 48V, 110V, 230V, 400V	ND16-22A/2 (W)	○
		ND16-22A/2 (G)	●
		ND16-22A/2 (R)	●
		ND16-22A/2 (Y)	●
		ND16-22A/2 (B)	●
			



★ Flat Platform-Lampshape (Resistance type)

ND16-22AS/2	Lamp-Voltage	Model	Color
	LED: AC/DC 6V, 12V, 24V, 36V, 48V	ND16-22AS/2 (W)	○
		ND16-22AS/2 (G)	●
		ND16-22AS/2 (R)	●
		ND16-22AS/2 (Y)	●
		ND16-22AS/2 (B)	●
			

★ Flat Platform-Lampshape (Capacitor type)

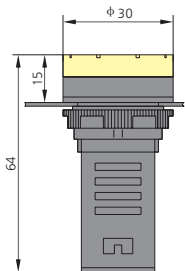
ND16-22A/4	Lamp-Voltage	Model	Color
	LED: AC 110V, 230V, 400V	ND16-22A/4 (W)	○
		ND16-22A/4 (G)	●
		ND16-22A/4 (R)	●
		ND16-22A/4 (Y)	●
		ND16-22A/4 (B)	●
	LED: AC 230VF, 400VF; (to be used in capacitor gear)	ND16-22A/4 (W)-F	○
		ND16-22A/4 (G)-F	●
		ND16-22A/4 (R)-F	●
		ND16-22A/4 (Y)-F	●
		ND16-22A/4 (B)-F	●
			

★ Flat Platform-Lampshape (Capacitor type)

ND16-22AS/4	Lamp-Voltage	Model	Color	
	LED: AC 110V, 230V, 400V	ND16-22AS/4 (W)	○	
		ND16-22AS/4 (G)	●	
		ND16-22AS/4 (R)	●	
		ND16-22AS/4 (Y)	●	
		ND16-22AS/4 (B)	●	
				

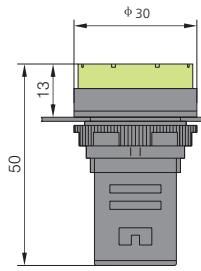
Dimensions (mm)

ND16-22A/□





Dimensions (mm)



ND16-22AS/□





★ Flat Round Platform-Lampshape (Resistance type)

ND16-22B/2	Lamp-Voltage	Model	Color
	LED: AC/DC 6V, 12V, 24V, 36V, 48V, 110V, 230V, 400V	ND16-22B/2 (W)	○
		ND16-22B/2 (G)	●
		ND16-22B/2 (R)	●
		ND16-22B/2 (Y)	●
		ND16-22B/2 (B)	●
			

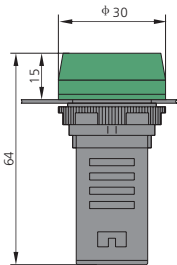
★ Compacted Flat Round Platform-Lampshape (Resistance type)

ND16-22BS/2	Lamp-Voltage	Model	Color
	LED: AC/DC 6V, 12V, 24V, 36V, 48V	ND16-22BS/2 (W)	○
		ND16-22BS/2 (G)	●
		ND16-22BS/2 (R)	●
		ND16-22BS/2 (Y)	●
		ND16-22BS/2 (B)	●
			

★ Flat Round Platform-Lampshade (Capacitance type)



ND16-22B/4	Lamp-Voltage	Model	Color
	LED: AC 110V, 230V, 400V	ND16-22B/4 (W)	○
		ND16-22B/4 (G)	●
		ND16-22B/4 (R)	●
		ND16-22B/4 (Y)	●
		ND16-22B/4 (B)	●
	LED: AC 230VF, 400VF; (to be used in capacitor gear)	ND16-22B/4 (W)-F	○
		ND16-22B/4 (G)-F	●
		ND16-22B/4 (R)-F	●
		ND16-22B/4 (Y)-F	●
		ND16-22B/4 (B)-F	●
			

Dimensions (mm)

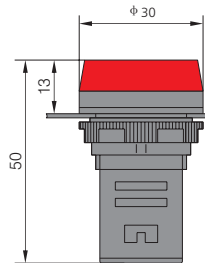


ND16-22B/□

★ Compacted Flat Round Platform-Lampshade (Capacitance type)



ND16-22BS/4	Lamp-Voltage	Model	Color
	LED: AC 110V, 230V, 400V	ND16-22BS/4 (W)	○
		ND16-22BS/4 (G)	●
		ND16-22BS/4 (R)	●
		ND16-22BS/4 (Y)	●
		ND16-22BS/4 (B)	●
			

Dimensions (mm)





ND16-22BS/□



★ Arc Surface ripple-Lampshade (Resistance type)

ND16-22C/2	Lamp-Voltage	Model	Color
	LED: AC/DC 6V, 12V, 24V, 36V, 48V, 110V, 230V, 400V	ND16-22C/2 (W)	○
		ND16-22C/2 (G)	●
		ND16-22C/2 (R)	●
		ND16-22C/2 (Y)	●
		ND16-22C/2 (B)	●
			



★ Arc Surface ripple-Lampshade (Capacitance type)

ND16-22C/4	Lamp-Voltage	Model	Color
	LED: AC 110V, 230V, 400V	ND16-22C/4 (W)	○
		ND16-22C/4 (G)	●
		ND16-22C/4 (R)	●
		ND16-22C/4 (Y)	●
		ND16-22C/4 (B)	●
	LED: AC 230VF, 400VF; (to be used in capacitor gear)	ND16-22C/4 (W)-F	○
		ND16-22C/4 (G)-F	●
		ND16-22C/4 (R)-F	●
		ND16-22C/4 (Y)-F	●
		ND16-22C/4 (B)-F	●
			

★ Compacted Arc Surface ripple-Lampshade (Resistance type)

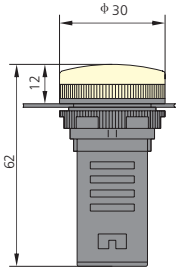
ND16-22CS/2	Lamp-Voltage	Model	Color
	LED: AC/DC 6V, 12V, 24V, 48V,	ND16-22CS/2 (W)	○
		ND16-22CS/2 (G)	●
		ND16-22CS/2 (R)	●
		ND16-22CS/2 (Y)	●
		ND16-22CS/2 (B)	●
			

★ Compacted Arc Surface ripple-Lampshade (Capacitance type)

ND16-22CS/4	Lamp-Voltage	Model	Color
	LED: AC 110V, 230V, 400V	ND16-22CS/4 (W)	○
		ND16-22CS/4 (G)	●
		ND16-22CS/4 (R)	●
		ND16-22CS/4 (Y)	●
		ND16-22CS/4 (B)	●
			

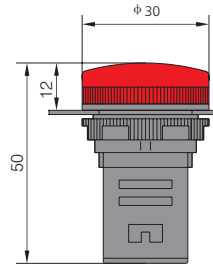
Dimensions (mm)

ND16-22C/□





Dimensions (mm)



ND16-22CS/□





★ Arc Surface Round-Lampshape (Resistance type)

ND16-22D/2	Lamp-Voltage	Model	Color
	LED: AC/DC 6V, 12V, 24V, 36V, 48V, 110V, 230V, 400V	ND16-22D/2 (W)	○
		ND16-22D/2 (G)	●
		ND16-22D/2 (R)	●
		ND16-22D/2 (Y)	●
		ND16-22D/2 (B)	●
			



★ Compacted Arc Surface Round-Lampshape (Resistance type)

ND16-22DS/2	Lamp-Voltage	Model	Color
	LED: AC/DC 6V, 12V, 24V, 36V, 48V	ND16-22DS/2 (W)	○
		ND16-22DS/2 (G)	●
		ND16-22DS/2 (R)	●
		ND16-22DS/2 (Y)	●
		ND16-22DS/2 (B)	●
			

★ Arc Surface Round-Lampshape (Capacitance type)

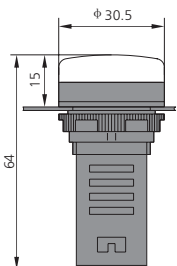
ND16-22D/4	Lamp-Voltage	Model	Color
	LED: AC 110V, 230V, 400V	ND16-22D/4 (W)	○
		ND16-22D/4 (G)	●
		ND16-22D/4 (R)	●
		ND16-22D/4 (Y)	●
		ND16-22D/4 (B)	●
	LED: AC 230VF, 400VF; (to be used in capacitor gear)	ND16-22D/4 (W)-F	○
		ND16-22D/4 (G)-F	●
		ND16-22D/4 (R)-F	●
		ND16-22D/4 (Y)-F	●
			

★ Compacted Arc Surface Round-Lampshape (Capacitance type)

ND16-22DS/4	Lamp-Voltage	Model	Color
	LED: AC 110V, 230V, 400V	ND16-22DS/4 (W)	○
		ND16-22DS/4 (G)	●
		ND16-22DS/4 (R)	●
		ND16-22DS/4 (Y)	●
		ND16-22DS/4 (B)	●
			

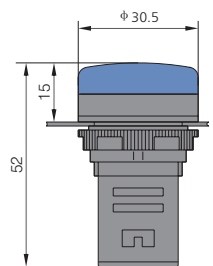
Dimensions (mm)

ND16-22D/□




Dimensions (mm)


ND16-22DS/□




★ Interrupted type

ND16 Buzzer	Model	Color	Voltage
	ND16-22F	●	AC/DC24~ 110V,
		●	AC230V, 400V


★ Interrupted & flush type

ND16 Buzzer	Model	Color	Voltage
	ND16-22FS	●	AC/DC24~ 110V,
		●	AC230V, 400V

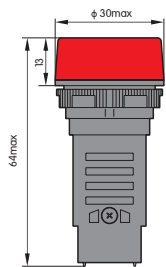
★ Continuous type

ND16 Buzzer	Model	Color	Voltage
	ND16-22L	●	AC/DC24~ 110V,
		●	AC230V,400V

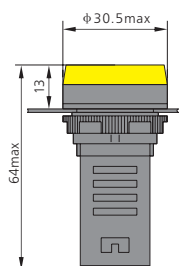
★ Continuous & lit type

ND16 Buzzer	Model	Color	Voltage
	ND16-22LC	●	AC/DC24~ 110V,
		●	AC230V, 400V

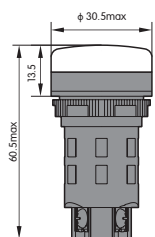
Dimension (mm)



- ND16-22BK/2 AC/DC 24V
- ND16-22BK/2 AC/DC 220V
- ND16-22BK/2 AC/DC 380V
- ND16-22BK/4 AC 220V
- ND16-22BK/4 AC 380V
- ND16-22BK/4 AC 220VF
- ND16-22BK/4 AC 380VF



- ND16-22F
- ND16-22FS
- ND16-22L
- ND16-22LC



- ND16-22S/2 AC/DC 24V
- ND16-22S/4 AC 220V
- ND16-22S/4 AC 380V
- ND16-22S/4 AC 220VF
- ND16-22S/4 AC 380VF