

Classification of reaction to fire based with EN 13501-1

No. of Classification Report:

K-2300/378/17-MPA BS

Client:

*ERICO Europe BV
Jules Verneweg 75
5015 BG Tilburg
The Netherlands*

Issued by:

*Materialprüfanstalt für das Bauwesen
Beethovenstraße 52
38106 Braunschweig
Germany*

**Number of the notified testing
laboratory:**

0761-CPD

Product name:

*EPDM-SBR Rubber "MFDRBR..." as a
component of the CADDY MACROFIX
Insulated M8/M10 (MFD) and CADDY
MACROFIX Insulated M8 (MFE)*

Issue number:

1st issue


Issued on:

23/10/2017

Validity:

Not restricted

This Classification Report consists of 5 pages and 4 annexes.



This Classification Report may not be circulated unless as a complete text without any alterations. Excerpts and abridged versions of this document are subject to approval in writing of MPA Braunschweig. Translations of this document that are made without the approval of the Testing House must bear the note "translation of the German original not examined by the Materials Testing Institute" in Braunschweig. The first sheet of this document and the page carrying the signatures bear the official stamp of MPA Braunschweig. Documents that do not carry a signature and the official stamp are invalid.

1 Introduction

This Classification Report defines the classification that is assigned on the basis of the test method specified in DIN EN 13501-1 to the construction products that are described below.

2 Details of the classified construction products

2.1 Type and field application

The tested products "MFDRBR..." made of EPDM-SBR Rubber are Inlays for pipe clamps for suspension of stationary non-insulated pipe lines*.

2.3 Description of the products

The tested products "MFDRBR..." are described in detail in the Test Report that is listed in section 3.1 below and on which this classification is based.

3 Test reports and test results for classification

3.1 Test Report

Name of testing laboratory	Client	Number of the Test Report	Test method / date
MPA Braunschweig	ERICO Europe BV Jules Verneweg 75 5015 BG Tilburg The Netherlands	2300/378/17-a of 23/10/2017	DIN EN ISO 11925-2 2011-02

3.2 Test results

3.2.1 Test results for the EPDM-SBR Rubber products "MFDRBR..."

Test method	Parameter	Number of tests	Test results	
			Continuous parameters (mean value)	Discrete parameters
EN ISO 11925-2				
Flames applied to surface 15 s	$F_s \leq 150$ mm	14	-	Complied with
Burning droplets/falling burning particles	Ignition of the filter paper	14	-	Complied with
Flames applied to edge 15 s	$F_s \leq 150$ mm	14	-	Complied with
Burning droplets/falling burning particles	Ignition of the filter paper	14	-	Complied with

4 Classification and field of direct application

4.1 Classification basis

This classification was made in compliance with DIN EN 13501-1:2010-01, section 11.

4.2 Classification

The following reaction-to-fire performance class is assigned to the tested products *EPDM-SBR Rubber "MFDRBR..."*:

E

The additional product classification regarding smoke production is:

No requirements

The additional classification of the product regarding burning droplets/falling burning particles is:

Complied with

The classification format for the reaction to fire of building products, except for flooring and pipe insulation, is as follows:

Reaction-to-fire		Smoke production			Burning droplets	
<i>E</i>	--	--	--	--	--	--

The classification in accordance with DIN EN 13501-1 : 2010, table 1, is:

Reaction-to-fire classification: E

4.3 Field of application and product parameters

4.3.1 Field of application and parameters of the "EPDM-SBR Rubber" products

The classification in section 4.2 for the product applies to the following product fields of application and/or product parameters:

- Product parameter

Product	Parameter	The classification applies to
Inlays	Type	<i>EPDM-SBR Rubber*</i>
	Density	1,40 g/cm ³ ± 5%
	Colours	<i>Black and blue paint on two outside vertical flat surfaces</i>
	Global Part Number	<i>MFDRBR015*</i> <i>MFDRBR019*</i> <i>MFDRBR025*</i> <i>MFDRBR031*</i> <i>MFDRBR037*</i> <i>MFDRBR044*</i> <i>MFDRBR 050*</i> <i>MFDRBR 058*</i> <i>MFDRBR 068*</i> <i>MFDRBR 087*</i> <i>MFDRBR 088*</i> <i>MFDRBR 128*</i> <i>MFDRBR 138*</i> (drawings see annexes 1-4)
Subsoil	Connection with other products	Only direct application on metal subsoil for the practical application with a melting point ≥ 1000°C, thickness ≥ 0,6 mm and density ≥ 5850 kg/m ³

- Field of application: use as Inlays for pipe clamps

5 Notes

- 5.1 In connection with additional flammable coatings or other weights per unit area than those specified in section 4.3 above, the reaction to a fire may be adversely affected so that the classification in section 4.2 will no longer apply. The reaction of fire of any additional flammable coatings or other weights per unit area must be demonstrated separately.
- 5.2 This Classification Report is not a type approval or product certification document, and it does not replace the approval that may be required under the German building law (State Government Building Regulations).

Signature

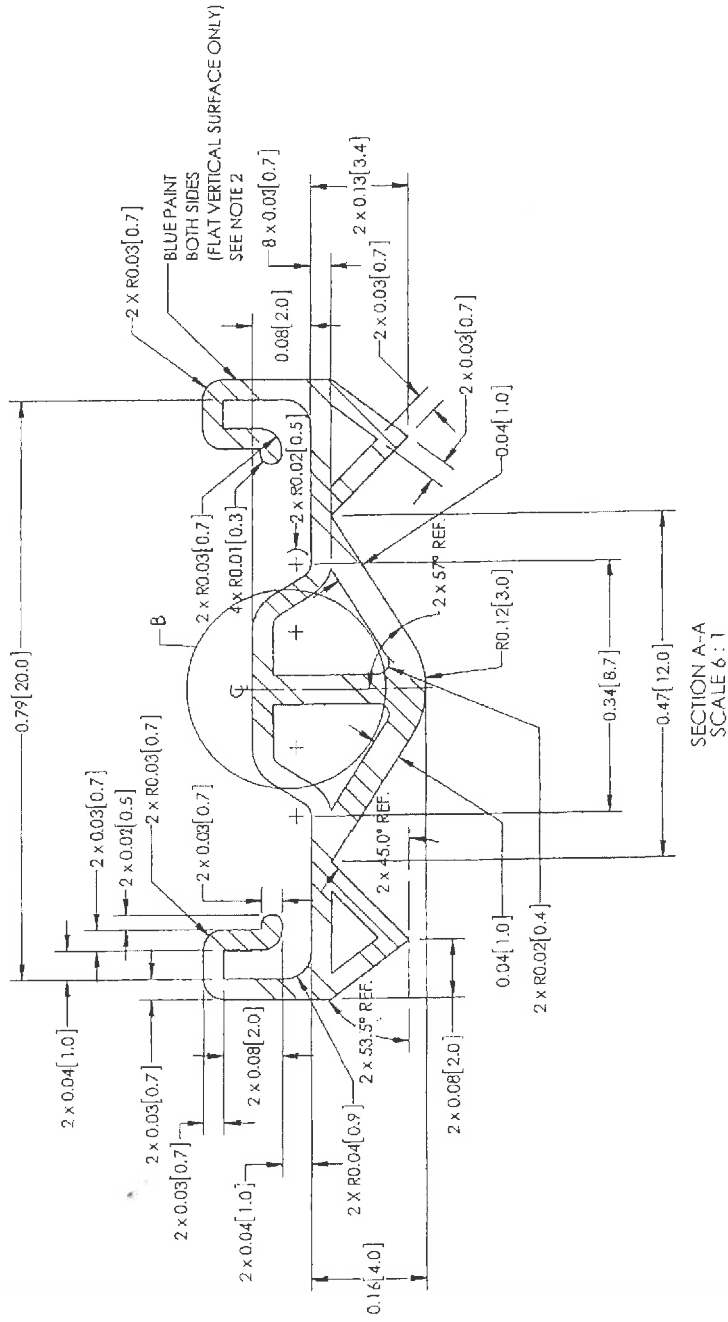


[Handwritten signature]
Tech.-Ang. K. Feustel-Prause
Engineer / official in charge

Confirm

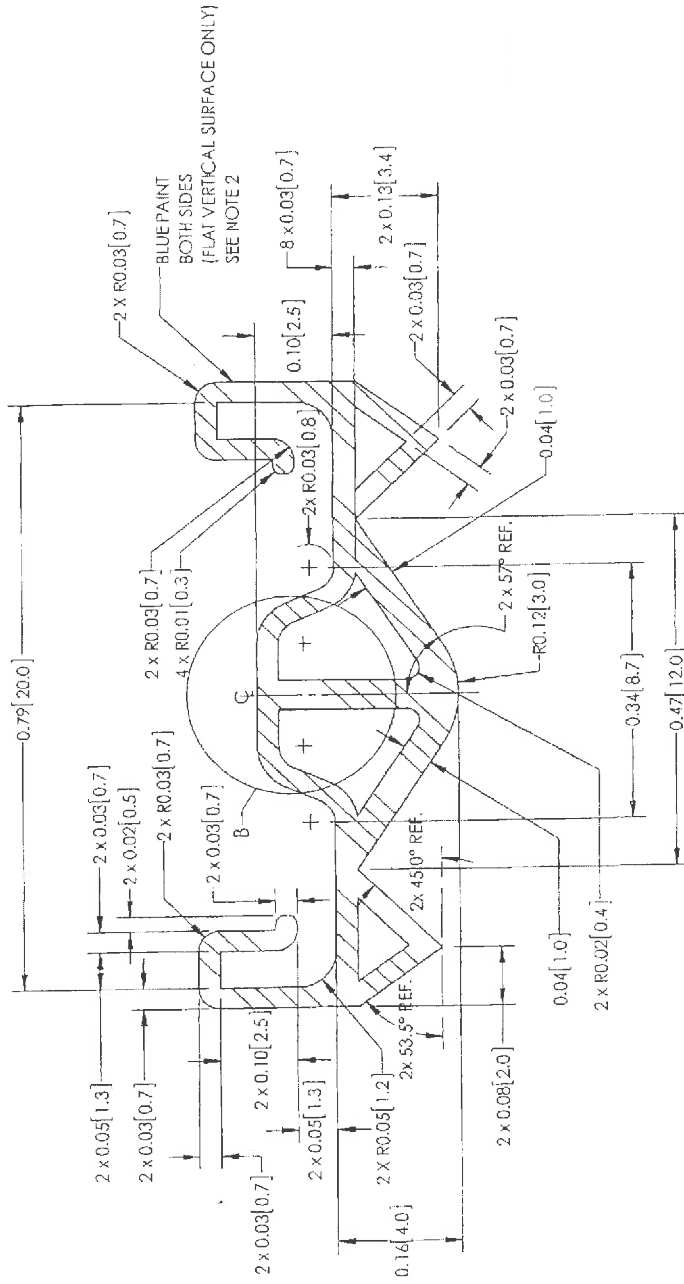
[Handwritten signature]
ORR Dr.-Ing. G. Blume
Head of Testing Laboratory

PART NO.	DESCRIPTION
MFD015	RUBBER LINER FOR MFD015 MACROFIX I
MFD019	RUBBER LINER FOR MFD019 MACROFIX I
MFD025	RUBBER LINER FOR MFD025 MACROFIX I
MFD031	RUBBER LINER FOR MFD031 MACROFIX I
MFD037	RUBBER LINER FOR MFD037 MACROFIX I
MFD044	RUBBER LINER FOR MFD044 MACROFIX I



All dimensions and tolerances in inch [mm]

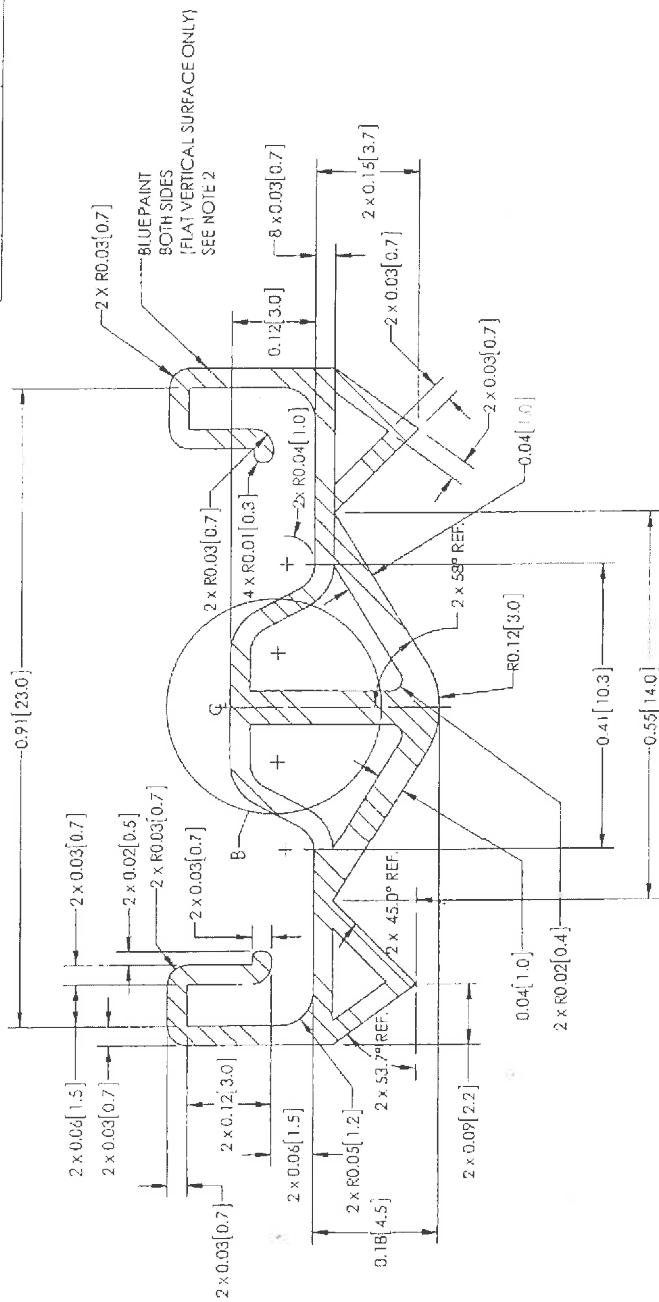
PART NO.	DESCRIPTION
MFDRBR050	RUBBER LINER FOR MFD050 MACROFIX I
MFDRBR058	RUBBER LINER FOR MFD058 MACROFIX I
MFDRBR068	RUBBER LINER FOR MFD068 MACROFIX I



SECTION A-A
SCALE 6 : 1

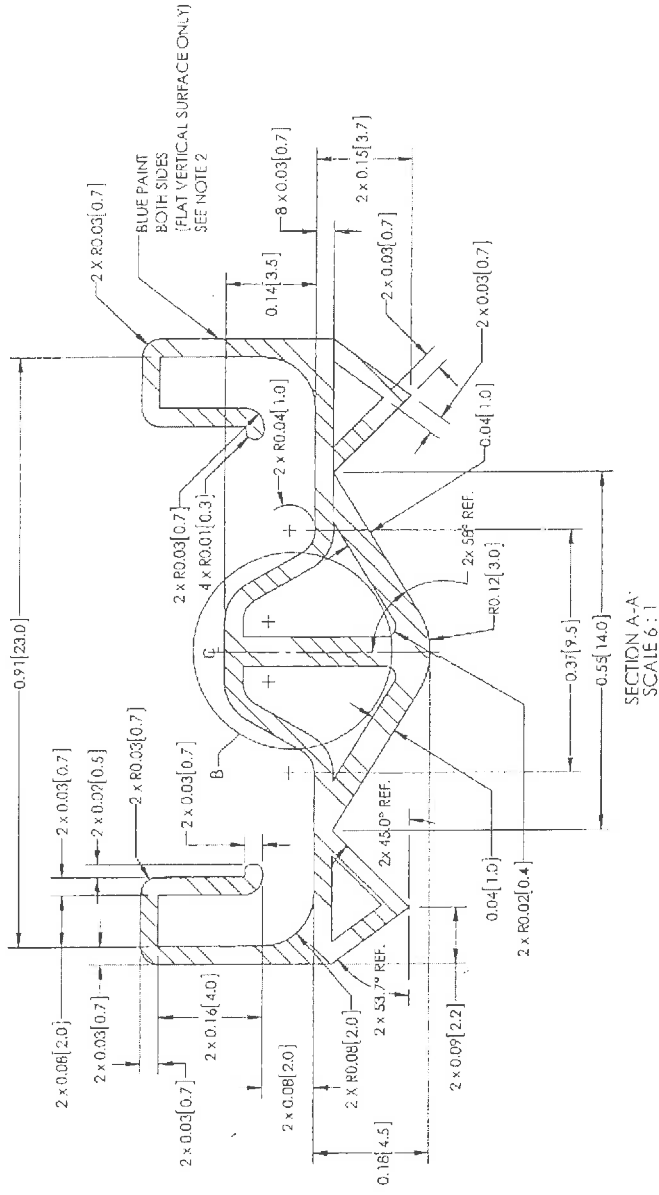
All dimensions and tolerances in inch [mm]

PART NO.	DESCRIPTION
MFD087	RUBBER LINER FOR MFD087 MACROFIX I
MFD088	RUBBER LINER FOR MFD088 MACROFIX I



SECTION A-A
SCALE 6 : 1

PART NO.	DESCRIPTION
MFRBR128	RUBBER LINER FOR MFD128 MACROFIX I
MFRBR138	RUBBER LINER FOR MFD138 MACROFIX I



All dimensions and tolerances in inch [mm]