


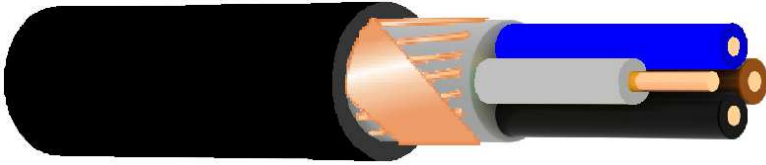
FLAMEBLOCKER

EXQJ/XCMK-HF 0,6/1kV

Based on SS 424 14 18, HD 603 S1 Part 5P
HD 604-A3 5-I, IEC 60502-1



Halogen- free low smoke power cables with copper concentric conductor



CONSTRUCTION

| | |
|------------------------------|---|
| Conductors: | annealed copper conductor, solid class 1 acc. to EN 60228 |
| Insulation: | special XLPE compound type DIX3 acc. to HD 603.1 |
| Inner covering: | filling compound |
| Concentric conductor: | round copper wires and copper tape |
| Separator: | tape |
| Sheath: | special LSOH compound type HM4 acc. to HD 604 |

CHARACTERISTIC

| | | |
|--|---|----------------------|
| Colour of sheath: | black (other colours available at customer request) | |
| Core identification: | (other colours available at customer request) | |
| 2-core: | blue, brown | |
| 3-core: | brown, black, grey | |
| 4-core: | blue, brown, black, grey | |
| 5-core: | blue, brown, black, grey, black | |
| 7 and more: | black with white numbering | |
| Maximum conductor operating temperature: | +90°C | |
| Lowest ambient temperature for fixed installation: | -30°C | |
| Lowest installation temperature: | -15°C | |
| Maximum short-circuit conductor temperature: | +250°C | |
| Minimum bending radius: | 12 x D, | D – overall diameter |
| Max. permissible tensile stress with cable grip for Cu-conductor: | 50 N/mm ² | |
| Test voltage: | 3,5kV AC 50Hz, 5min | |
| Current of short-circuit (1 sec): | 143 x nominal cross section conductor (A) | |

FIRE PERFORMANCE

| | |
|---|--|
| Flame retardant: | IEC 60332-1-2, IEC 60332-3-24, (SS 4241475 F4C), |
| Smoke density: | IEC 61034-2: light transmittance values > 60% |
| Gases evolved during combustion: | IEC 60754-1, IEC 60754-2, DIN EN 50267-2-2: pH ≥ 4,3; conductivity ≤ 100 μS/cm |
| CPR – class reaction to fire (acc EN 50575): | Dca-s2,d2,a2 |

APPLICATIONS

XLPE insulated and halogen-free thermoplastic compound sheathed power cables for the supply of electrical energy, especially for installations where fire and emissions of smoke and toxic fumes create a potential threat. allowed to use as neutral, protective or earthed conductor. Simultaneously, this also is permitted to apply as a screen for example earth-connected protection against contact. Not suitable for use in water; can be installed in the ground

| | |
|--------------------------------------|--|
| Standard length cable packing | 500 and 1000m on drums. Other forms of packing and delivery are available on request |
|--------------------------------------|--|

EXQJ-XCMK-HF-JW-02-06-2017_Dca

FLAMEBLOCKER

EXQJ/XCMK-HF 0,6/1kV

Based on SS 424 14 18, HD 603 S1 Part 5P
HD 604-A3 5-I, IEC 60502-1



| Number and cross-sectional area of conductor | Approximate overall diameter | Approximate net weight of cables | Maximum conductor resistance at temperature 20°C |
|--|------------------------------|----------------------------------|--|
| n x mm ² | mm | kg/km | Ω/km |
| 2x1,5/1,5* | 11,6 | 188 | 12,1/12,1 |
| 2x2,5/2,5 | 12,4 | 230 | 7,41/7,41 |
| 2x4/4 | 13,7 | 299 | 4,61/4,61 |
| 2x6/6 | 15,0 | 377 | 3,08/3,08 |
| 2x10/2,5* | 16,7 | 447 | 3,08/7,41 |
| 2x10/10 | 16,7 | 527 | 1,83/1,83 |
| 2x16/2,5* | 19,1 | 485 | 1,15/7,41 |
| 2x16/16 | 19,1 | 743 | 1,15/1,15 |
| 2x25/10* | 23,8 | 826 | 0,727/1,15 |
| 3x1,5/1,5* | 12,0 | 206 | 12,1/12,1 |
| 3x2,5/2,5 | 12,8 | 256 | 7,41/7,41 |
| 3x4/4 | 14,2 | 338 | 4,61/4,61 |
| 3x6/6 | 15,6 | 433 | 3,08/3,08 |
| 3x10/10 | 17,4 | 616 | 1,83/1,83 |
| 3x16/16 | 19,6 | 885 | 1,83/1,83 |
| 4x1,5/1,5* | 12,7 | 232 | 12,1/12,1 |
| 4x2,5/2,5 | 13,6 | 292 | 7,41/7,41 |
| 4x4/4 | 15,1 | 389 | 4,61/4,61 |
| 4x6/6 | 16,6 | 503 | 3,08/3,08 |
| 4x10/10 | 18,6 | 724 | 1,83/1,83 |
| 4x16/16 | 21,1 | 1045 | 1,83/1,83 |
| 5x1,5/1,5* | 13,8 | 277 | 12,1/12,1 |
| 5x2,5/2,5* | 14,8 | 342 | 7,41/7,41 |
| 5x4/4* | 16,4 | 455 | 4,61/4,61 |
| 5x6/6* | 18 | 591 | 3,08/3,08 |
| 5x10/10* | 20,3 | 856 | 1,83/1,83 |
| 5x16/16* | 22,7 | 1227 | 1,83/1,83 |
| 7x1,5/2,5* | 14,6 | 321 | 12,1/7,41 |
| 7x2,5/2,5* | 15,7 | 404 | 7,41/7,41 |
| 7x4/4* | 17,5 | 547 | 4,61/4,61 |
| 7x6/6* | 19,3 | 720 | 3,08/3,08 |
| 10x1,5/2,5* | 17,3 | 422 | 12,1/7,41 |
| 10x2,5/4* | 19,3 | 565 | 7,41/4,61 |
| 10x4/6* | 21,4 | 758 | 4,61/3,08 |
| 12x1,5/2,5* | 17,8 | 460 | 12,1/7,41 |

EXQJ-XCMK-HF-JW-02-06-2017_Dca

FLAMEBLOCKER

EXQJ/XCMK-HF 0,6/1kV



Based on SS 424 14 18, HD 603 S1 Part 5P
HD 604-A3 5-I, IEC 60502-1




| Number and cross-sectional area of conductor | Approximate overall diameter | Approximate net weight of cables | Maximum conductor resistance at temperature 20°C |
|--|------------------------------|----------------------------------|--|
| n x mm ² | mm | kg/km | Ω/km |
| 12x2,5/4* | 19,7 | 619 | 7,41/4,61 |
| 12x4/6* | 22 | 840 | 4,61/3,08 |
| 14x1,5/2,5* | 18,5 | 504 | 12,1/7,41 |
| 14x1,5/16* | 19,3 | 635 | 12,1/1,83 |
| 14x2,5/6* | 20,2 | 663 | 7,41/3,08 |
| 14x4/6* | 22,5 | 917 | 4,61/3,08 |
| 19x1,5/4* | 20,5 | 635 | 12,1/4,61 |
| 19x2,5/6* | 22,7 | 861 | 7,41/3,08 |
| 19x4/10* | 25,1 | 1200 | 4,61/1,83 |
| 21x2,5/10* | 23,5 | 965 | 7,41/1,83 |
| 24x1,5/6* | 23,3 | 787 | 12,1/3,08 |
| 24x2,5/10* | 25,9 | 1087 | 7,41/1,83 |
| 30x1,5/6* | 24,4 | 903 | 12,1/3,08 |
| 30x2,5/10* | 27,2 | 1260 | 7,41/1,83 |
| 40x1,5/10* | 27,1 | 1154 | 12,1/1,83 |
| 40x2,5/10* | 30 | 1582 | 7,41/1,83 |

*based on norm SS 424 14 18, HD 603 S1 Part 5P

** based on norm SS 424 14 18, HD 603 S1 Part 5P and HD 604-A3 5I

Current ratings*

Operating temperature at conductor 90°C; ambient air temperature 30°C

| Installation |  |  |  |
|--------------------------------|---|---|---|
| Number of loaded cores | 3 | | 3 |
| | laying in air | | |
| Cross-section, mm ² | Current ratings in Ampere (A) | | |
| 1,5 | 25 | | 27 |
| 2,5 | 33 | | 36 |
| 4 | 43 | | 47 |
| 6 | 54 | | 59 |
| 10 | 75 | | 81 |

EXQJ-XCMK-HF-JW-02-06-2017_Dca

FLAMEBLOCKER

EXQJ/XCMK-HF 0,6/1kV

Based on SS 424 14 18, HD 603 S1 Part 5P
HD 604-A3 5-I, IEC 60502-1



The values are referred to the following basic conditions:

| Laying in air | |
|--|------|
| Ambient temperature: | 30°C |
| Load factor: | 1,0 |
| Arrangement: free in air, protection against direct solar radiation, no external heat sources, unrestricted dissipation of heat. | |

Correction factors for various ambient air temperatures

| Ambient temperature, °C | 10 | 15 | 20 | 25 | 30 | 35 | 40 | 45 | 50 |
|-------------------------|------|------|------|------|------|------|------|------|------|
| Rating factor | 1,15 | 1,12 | 1,08 | 1,04 | 1,00 | 0,96 | 0,91 | 0,87 | 0,82 |

* As defined in DIN VDE 0276-604, HD 604 S1.

Conversion factors for deviating ambient temperature defined in DIN VDE 0298 part 4.



All the information contained in this document - including tables and diagrams - is given in good faith and believed to be correct at the time of publication. The information does not constitute a warranty nor representation for which TELE-FONIKA Kable assumes legal responsibility. TELE-FONIKA Kable reserves rights to introduce changes to the document at any time.

EXQJ-XCMK-HF-JW-02-06-2017_Dca