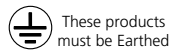
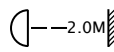


ARCHFLOOD 2



IK08

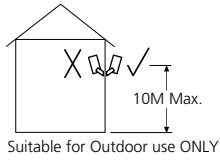


IP65

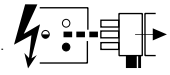


IS1003A

ARCHFLOOD GC 2
0049314
HSI-T 150W - 9Kg
Maximum projected area:0.24m²
ARCHFLOOD 2
0049315
HSI-T 150W - 8.4Kg
Maximum projected area:0.23m²

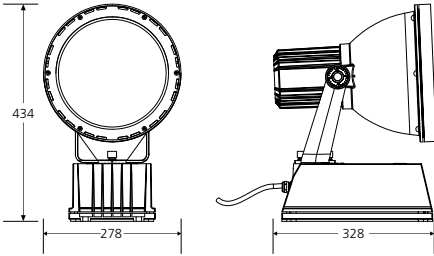


Disconnect from mains supply before replacing the fuse or the lamp.
Vor dem Einsetzen der Sicherung oder der Lampe Spannungsfreiheit herstellen.
Débrancher le secteur avant de remplacer le fusible ou l'ampoule.
Desconectar del suministro de la red, antes de realizar la sustitución del fusible o de la lámpara.
Voor het vervangen van lamp of zekering, eerst netspanning uitschakelen.
Kopla bort spänningen före byte av en säkring eller en lampa.

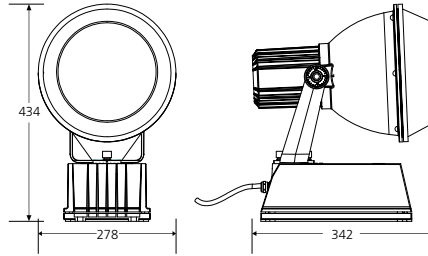


Switch Off
Abschalten
Débrancher
Desconectar
Uitschakelen
Stäng av

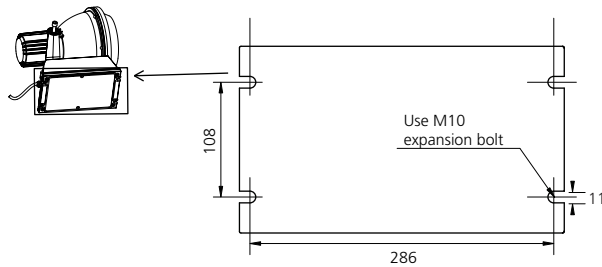
1 ARCHFLOOD 2



ARCHFLOOD GC 2



2

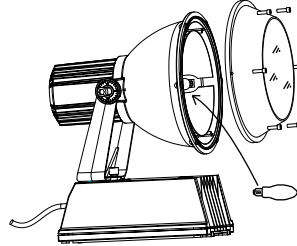


3

Tighten all to 1.5Nm to start, then all to 3.5Nm

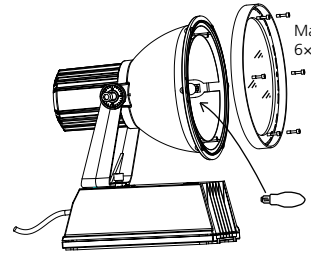
ARCHFLOOD GC 2

Max:6x3.5Nm

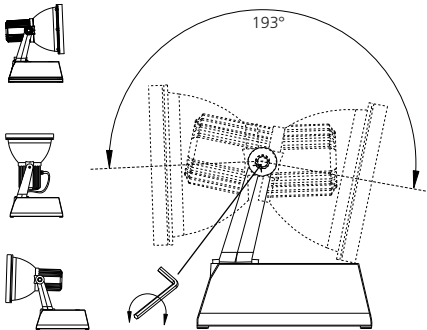


ARCHFLOOD 2

Max: 6x3.5Nm

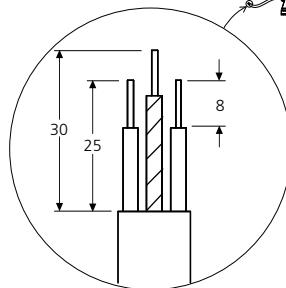


4




5

230-240V
H05RN-F Ø7mm
3 x 1mm² Min



0049320

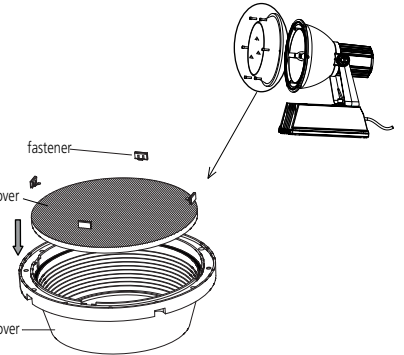
ARCHFLOOD GC 2



color filter & glass cover


anti-glare cover

fastener

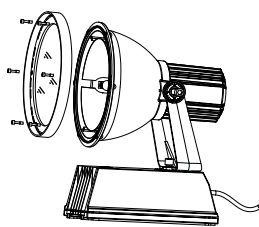


0049318

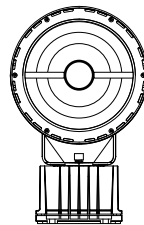
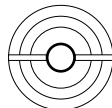
ARCHFLOOD 2



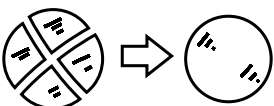
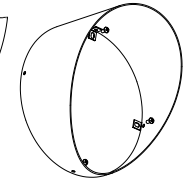
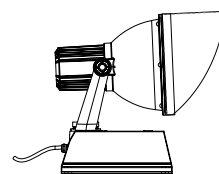
0049319



0049317



0049316



Replace any cracked protective shield.

Dieses symbol bedeutet, dass defekte Schutzgläser sofort ersetzt werden müssen.

Ce symbol indique que vous devez remplacer tout verre de protection fêlé.

Este simbolo indica que hay que 'reemplazar filtros en caso de rotura o desperfectos'.

Dette symbolet indikerer at alle ødelagte (sprukne) sikkerhetglass må skiftes.

Valaisinta ei saa käyttää ilman suojalasia vioitunut suojalasi on vaihdettava uuteen ennen valaisimen käyttöön ottoa.

SYLVANIA
www.havells-sylvania.com

Should you have any queries with this product please contact your local SYLVANIA stockist

